



# FY 2024 Revenue Manual







# 2024 Revenue Manual

## Table of Contents



<b>Finance .....</b>	<b>1</b>
Auction Income .....	1
Bingo Prize Fees .....	2
Cable TV Franchise .....	3
Electric Utility .....	4
Gas Utility .....	5
Interest Income .....	6
Payment in Lieu of Taxes (PILOT) - Storm Water .....	7
Payment in Lieu of Taxes (PILOT) - Water .....	8
Property Taxes (Ad Valorem Taxes) .....	9
Sales Taxes .....	10
Sheraton Hotel Ground Lease .....	11
State Liquor Tax .....	12
Telephone Utility .....	13
Water Utility .....	14
<b>Asset Management .....</b>	<b>15</b>
Duplex Registration / Re-Inspection Fees .....	15
Extended-Stay Hotel/Motel Annual Inspection / Re-Inspection Fees .....	16
Multi-Family Annual Inspection / Re-Inspection Fees .....	17
Substandard/Dangerous Structure and Nuisance Abatement Fees .....	18
Mowing Service Administrative Fees .....	19
Construction Management Fees .....	21
Landfill Lease .....	22
Landfill Royalties .....	23
Sanitation Franchise .....	24
<b>Communication and Legislative Affairs .....</b>	<b>25</b>
Alcoholic Beverage Licenses .....	25
Vital Statistics .....	26
<b>Planning and Development Services, Economic Development .....</b>	<b>27</b>
Boathouse / Pier Licenses .....	27
Building Inspection Fees .....	28
Building Permits .....	29
Business Registration Fees .....	30
Certificates of Occupancy .....	31
Child Care Licenses and Permits / Re-Inspections .....	32
Electrical Permits .....	33
Food Establishment Permits / Re-Inspection Fees .....	34
Food Establishment Application and Change-of-Ownership Fees .....	35
Gas Well Annual Re-Inspection Fees .....	36
Gas Well Inspection Fees .....	37
Gas Well Supplemental Fees .....	38
Irrigation Permits .....	39
Landscape/Tree Preservation Fees .....	40
Mechanical Permits .....	41
Plan Review Fees .....	42



# 2024 Revenue Manual

## *Table of Contents*



Plat Review Fees.....	43
Plumbing Permits.....	44
Rezoning Fees.....	45
Swimming Pool Permits / Re-Inspection Fees.....	46
Short Term Rental Revenue.....	47
Public Improvement Fees .....	48
<b>Fire Department.....</b>	<b>50</b>
Fire Annual Inspection Fees .....	50
Fire Initial Inspection Fees.....	51
Fire Permit Fees .....	52
Fire Overtime and Re-Inspection Fees .....	53
Fire Operational Permits.....	54
<b>Library Services.....</b>	<b>56</b>
Library Fines.....	56
Library Cards for Non-Residents.....	57
<b>Municipal Court.....</b>	<b>58</b>
Criminal Justice Tax Administration Fee .....	58
Municipal Court Fines .....	59
<b>Parks &amp; Recreation.....</b>	<b>60</b>
Animal Adoption Fees, Animal Awareness/Safety Program -Parks .....	60
Deceased Animal Pick-Up, Veterinary Services -Parks .....	61
Euthanasia Fees -Parks .....	62
Impoundment Fees -Parks.....	63
Dog and Cat Licenses -Parks .....	64
Park Bond Fund Reimbursements .....	65
<b>Police Department.....</b>	<b>66</b>
Police Administrative Services and Towing.....	66
AISD - SRO Program .....	67
Burglar Alarm Permits and Fees.....	68
<b>Public Works .....</b>	<b>70</b>
Abandonment Fees.....	70
Inspection Transfers.....	71
Service Charges – Bond Projects.....	72
After-Hours Inspection Fee.....	73
State Reimbursement - Traffic Signals .....	74
Survey Transfers .....	75
Transportation Bond Fund Reimbursements .....	76
Water Department Street Cuts .....	77
<b>Human Resources .....</b>	<b>78</b>
Recovery of Damages .....	78
<b>Strategic Initiatives .....</b>	<b>80</b>
Cell Phone Tower Leases.....	80
Real Estate Transfers .....	81
Small Cell Permits, Inspections, Rentals .....	82
Pipeline License Agreements.....	83



# 2024 Revenue Manual

## *Table of Contents*



<b>Other Revenues .....</b>	<b>84</b>
Other Licenses and Permits.....	84
Miscellaneous Leases, Copier Concessions .....	85
Other Miscellaneous Service Charges .....	86
<b>Water Utilities .....</b>	<b>88</b>
Backflow Assembly and Tester Registration .....	88
Class Rate Sewer Surcharge.....	89
Garbage Billing Fees.....	90
GIS Services.....	91
Hauler Fees .....	92
Plat Review and Inspection Fees .....	93
Interest Income.....	94
Laboratory Fees.....	95
Other Revenue.....	96
Kennedale Customer Service .....	97
Sewer Charges.....	98
Sewer Charges - Other .....	99
Sewer/Impact Fees .....	100
Sewer Surcharges .....	101
Special Services Charges .....	102
Sewer Tap Installation Fees .....	103
Water Activation Fees.....	104
Water Impact Fees.....	105
Water Sales .....	106
Water Sales - Other .....	107
Water Sales - Reclaimed Water .....	108
Water Sales to Dalworthington Gardens - Entrepreneurial and Other Sales .....	109
Water Sales to Bethesda - Entrepreneurial and Other Sales .....	110
Water Sales to Kennedale - Entrepreneurial and Other Sales.....	111
Kennedale Operations and Maintenance.....	112
Water Taps .....	113
<b>Convention and Event Services .....</b>	<b>114</b>
Audio-Visual Revenue .....	114
Catering Revenue.....	115
Communication Services .....	116
Concessionaire Reimbursements .....	117
Concessions - Food .....	118
Concessions - Liquor .....	119
Event Labor and Expenses .....	120
Hotel Occupancy Tax.....	121
Miscellaneous Revenues .....	122
Parking Revenue .....	123
Parking Revenue - Special Events .....	124
Rental – Grand Hall (Stadium) .....	125
Rental - Equipment .....	126



# 2024 Revenue Manual

## *Table of Contents*



Rental – Exhibit Hall and Meeting Rooms .....	127
Esports Rental Share .....	128
Esports Stadium Lease .....	129
Security Revenue .....	130
Stadium Rent and Naming Rights .....	131
Utility Services .....	132
<b>Parks &amp; Recreation.....</b>	<b>134</b>
Field Enhancement Revenues .....	134
Golf Programs Revenue .....	135
Recreation Center Programs Revenue .....	136
<b>Public Works .....</b>	<b>138</b>
Storm Water Utility Fund - Commercial Fees .....	138
Storm Water Utility Fund - Residential Fees .....	139
Storm Water Utility Fund - Interest Income .....	140
<b>Public Works &amp; Transportation.....</b>	<b>142</b>
Street Maintenance Fund - Sales Taxes .....	142
Street Maintenance Fund - Interest Income .....	143
<b>Handitran.....</b>	<b>144</b>
State Reimbursement - Special Transit .....	144



# 2024 Revenue Manual

## General Fund Revenues



### Finance

#### Auction Income

**Responsible Department: Finance**

The City receives income from miscellaneous auctions. Items auctioned include surplus City property, vehicles that have reached the end of their specified lifecycles, and stolen property recovered by the Police Department that has not been claimed.

Auctions are overseen by the Purchasing Division in accordance with established property disposal guidelines. Monies received from auctioned items are apportioned to the various funds from which the original purchases were made. The revenue histories reflected below are those accrued to the General Fund.

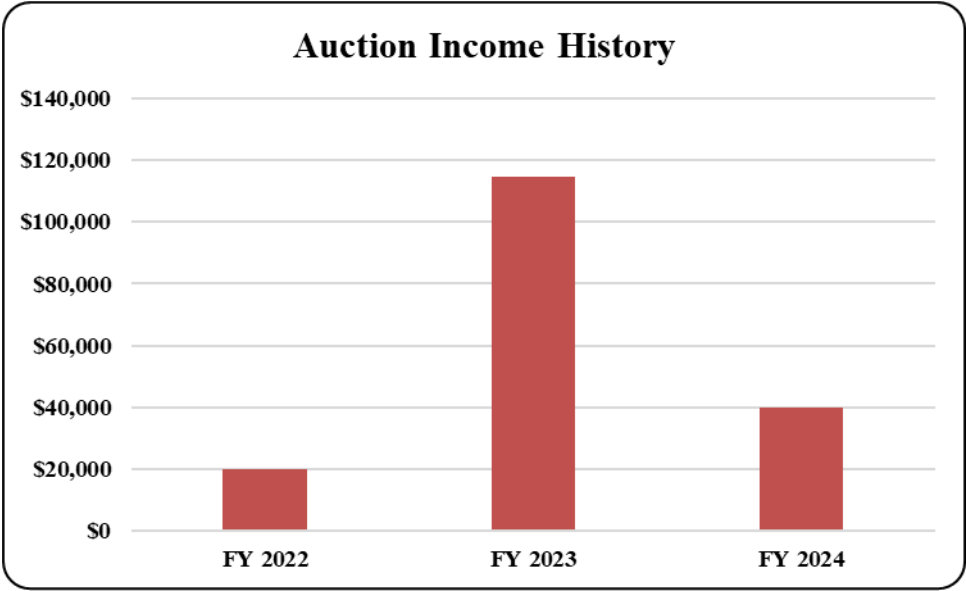
#### Revenue Code:

FD1000 General Fund / RC00409 - Auction Income

#### Revenue History

FY 2022	\$19,757
FY 2023	\$114,696
FY 2024	\$39,976

Figures for the most recent year are unaudited.





# 2024 Revenue Manual

## *General Fund Revenues*



### **Bingo Prize Fees**

**Responsible Department: Finance**

This is a fee on the gross receipts of charitable bingo games that take place within the city limits of Arlington and equals one percent of the gross receipts of the games.

The controlling statutes are the Bingo Enabling Act (1981), VTC 179D, and H.B. 914, which took effect on January 1, 2020, and shifts responsibility to the bingo operators for remitting these payments directly to the cities and counties in which they operate.

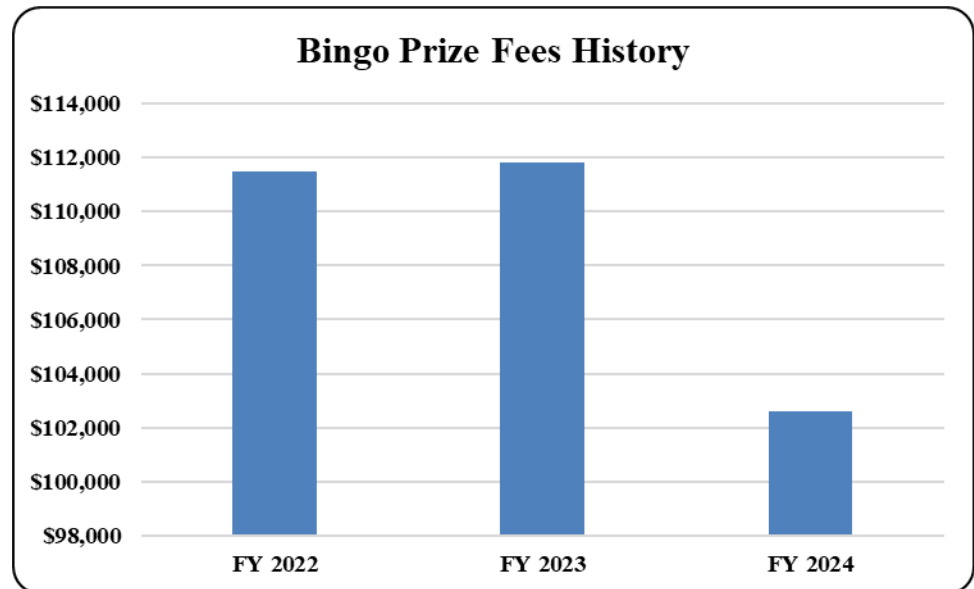
### **Revenue Code:**

FD1000 General Fund / RC00118 Bingo Tax

### **Revenue History**

FY 2022	\$111,480
FY 2023	\$111,801
FY 2024	\$102,604

Figures for the most recent year are unaudited.







# 2024 Revenue Manual

## *General Fund Revenues*



### **Cable TV Franchise**

#### **Responsible Department: Finance**

The cable television franchise fee is paid monthly for the use of City streets and public rights-of-way for the purpose of providing local cable television service, and to cover the costs incurred by the City in connection with the administration of the franchise. The fee is 5 percent of the gross revenues received from the operation of a cable television system within the City of Arlington.

The enabling documentation is City Ordinance 93-23, and the current franchise agreements between the City and the cable television providers.

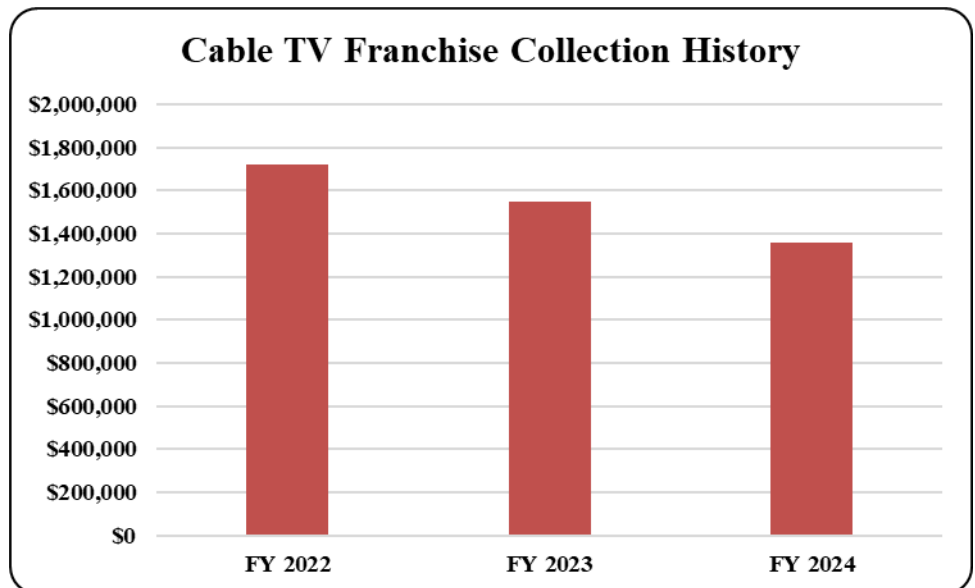
#### **Revenue Code:**

FD1000 General Fund / RC00126 - Cable TV Franchise

#### **Revenue History**

FY 2022	\$1,719,037
FY 2023	\$1,546,012
FY 2024	\$1,357,727

Figures for the most recent year are unaudited.







# 2024 Revenue Manual

## *General Fund Revenues*



### Electric Utility

#### **Responsible Department: Finance**

The electric utility franchise fee is paid quarterly for the use of City streets and public rights-of-way for the purpose of providing electric service, and to cover the costs incurred by the City in connection with the administration of the franchise. The fee amount is \$0.002904 per kilowatt/hour delivered within the City, and a 4 percent fee on gross revenues from services within Arlington identified as "Tariff for Retail Delivery Service".

The enabling documentation is City Ordinance 02-119, and the current franchise agreement between the City and the electric provider, as amended in 2006.

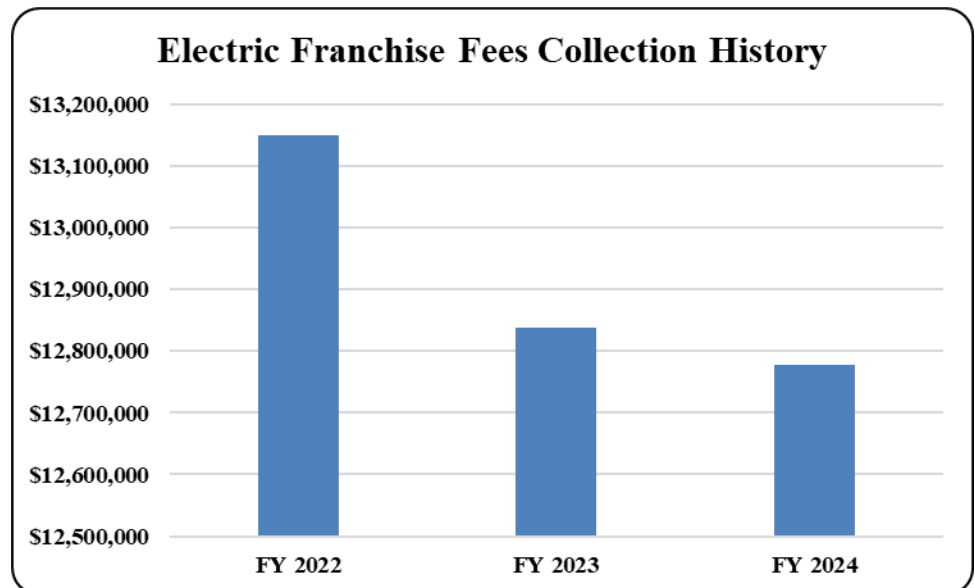
#### **Revenue Code:**

FD1000 General Fund / RC00121 - Electrical Utility Franchise

#### **Revenue History**

FY 2022	\$13,149,110
FY 2023	\$12,838,232
FY 2024	\$12,777,919

Figures for the most recent year are unaudited.





# 2024 Revenue Manual

## *General Fund Revenues*



### Gas Utility

#### **Responsible Department: Finance**

The gas utility franchise fee is paid quarterly for the use of City streets and public rights-of-way for the purpose of providing gas service, and to cover the costs incurred by the City in connection with the administration of the franchise. The fee amount is 4 percent of gross revenues received by the gas utility from customers within the City of Arlington.

The enabling documentation is City Ordinance 02-118, and the current franchise agreement between the City and the gas provider.

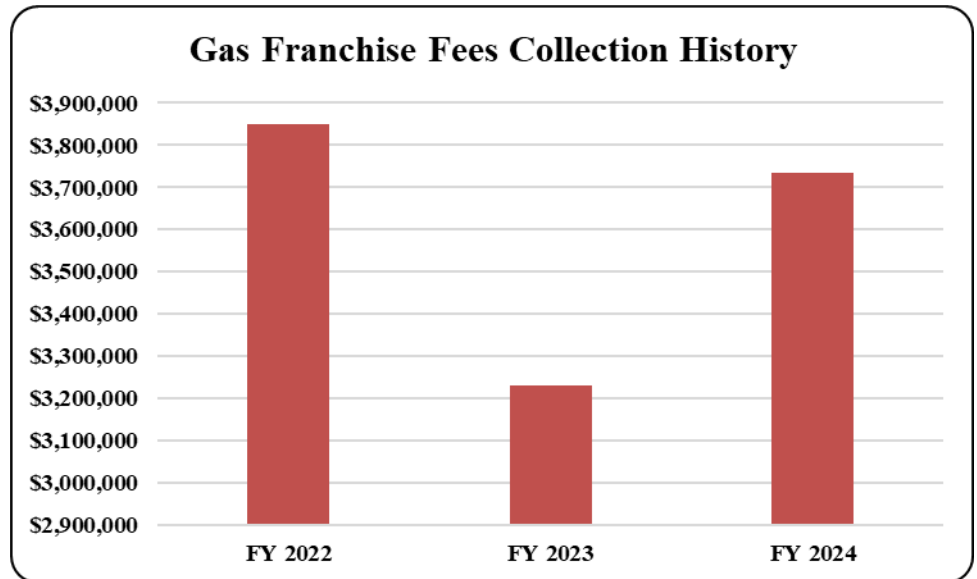
#### **Revenue Code:**

FD1000 General Fund / RC00122 - Gas Utility Franchise

#### **Revenue History**

FY 2022	\$3,851,351
FY 2023	\$3,231,253
FY 2024	\$3,735,946

Figures for the most recent year are unaudited.





# 2024 Revenue Manual

## *General Fund Revenues*



### Interest Income

#### **Responsible Department: Finance**

The City receives varying rates of interest on its investments, depending on the type and duration of the investment. The revenues from investment activity are recognized and accounted for by fund. The interest income reflected below results from the invested balances in the City's General Fund.

The City's investment strategies are governed by the current Investment Policy manual and overseen by the Investment Committee comprised of senior financial staff.

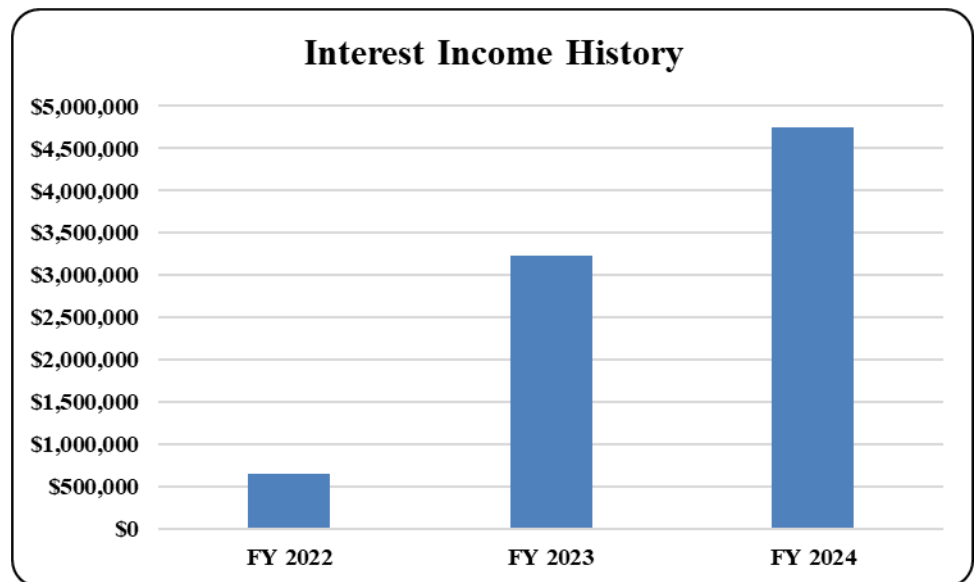
#### **Revenue Code:**

FD1000 General Fund / RC00450 - Interest Income

#### **Revenue History**

FY 2022	\$657,667
FY 2023	\$3,236,662
FY 2024	\$4,752,562

Figures for the most recent year are unaudited.







# 2024 Revenue Manual

## General Fund Revenues



### Payment in Lieu of Taxes (PILOT) - Storm Water

#### **Responsible Department: Finance**

This payment is an annual charge to the Storm Water Utility Fund in an amount equal to the amount that would be payable to the City for property taxes if the storm water utility were privately owned. The calculation is the value of the storm water utility (as presented in the City’s Comprehensive Annual Financial Report) multiplied by the current property tax rate.

The enabling legislation is the adopted annual budget.

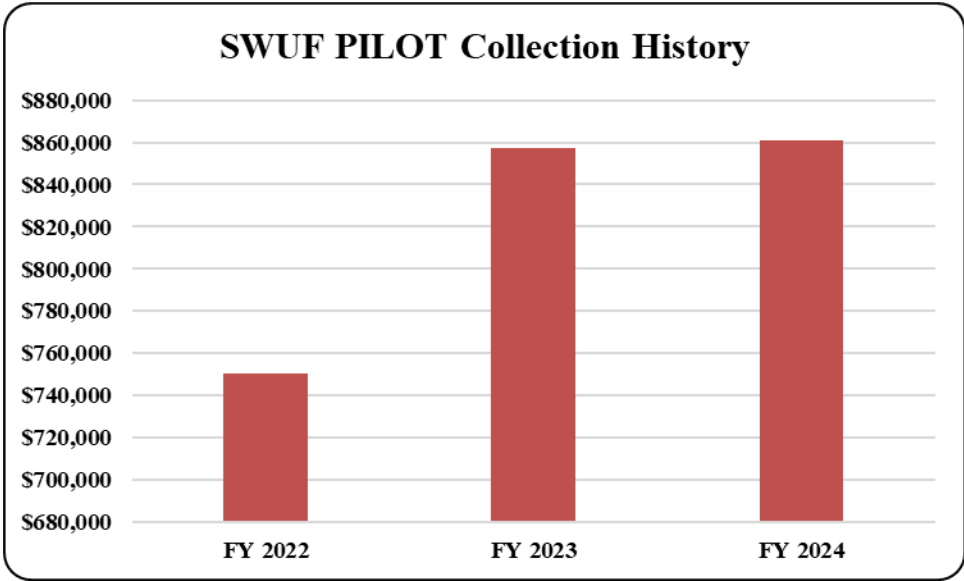
#### **Revenue Code:**

FD1000 General Fund / RC00450 - Interest Income

#### **Revenue History**

FY 2022	\$750,170
FY 2023	\$857,459
FY 2024	\$860,664

Figures for the most recent year are unaudited.





# 2024 Revenue Manual

## *General Fund Revenues*



### Payment in Lieu of Taxes (PILOT) - Water

#### **Responsible Department: Finance**

This payment is an annual charge to the Water and Sewer Fund in an amount equal to the amount that would be payable to the City for property taxes if the water utility were privately owned. The calculation is the value of the water utility (as presented in the City's Comprehensive Annual Financial Report) multiplied by the current property tax rate.

The enabling legislation is the adopted annual budget.

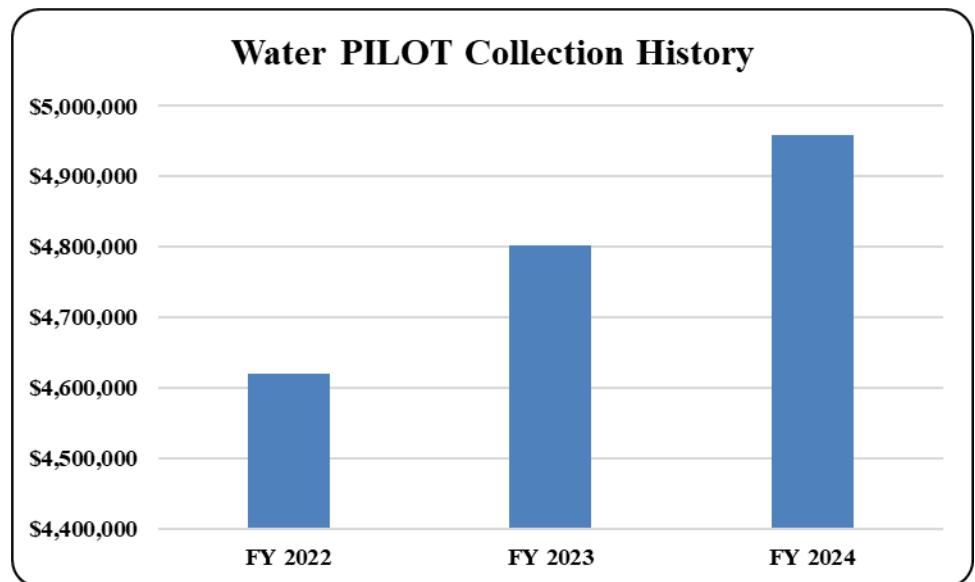
#### **Revenue Code:**

FD1000 General Fund / RC00106 - Payment in Lieu of Taxes - Water

#### **Revenue History**

FY 2022	\$4,619,591
FY 2023	\$4,801,336
FY 2024	\$4,958,253

Figures for the most recent year are unaudited.





# 2024 Revenue Manual

## General Fund Revenues



### Property Taxes (Ad Valorem Taxes)

#### Responsible Department: Finance

Property taxes are assessed on real estate and personal property as of January 1 each year. The taxes provide funding for general government operations and debt requirements. The basis for the assessment is the value of the property. Taxes are billed on October 1 and the delinquency date is February 1 of the year following the levy. **Current taxes** are those that are paid prior to the delinquency date. **Delinquent taxes**, along with **penalties and interest**, are incurred on taxes paid on or after the delinquency date.

The total property tax rate is split between the General Fund and Debt Service Fund. Debt service requirements are satisfied first, with the rest going to operation and maintenance (O&M) in the General Fund. The maximum property tax rate in Texas is \$2.50 per \$100 value, but there are certain restrictions associated with tax increases.

Exemptions are authorized for homesteads owned by citizens 65 and over, and for fully and permanently disabled persons. Disabled American Veterans may also claim exemptions. A general homestead exemption amounting to 20% of the assessed value has been authorized by the City Council.

#### Revenue Codes:

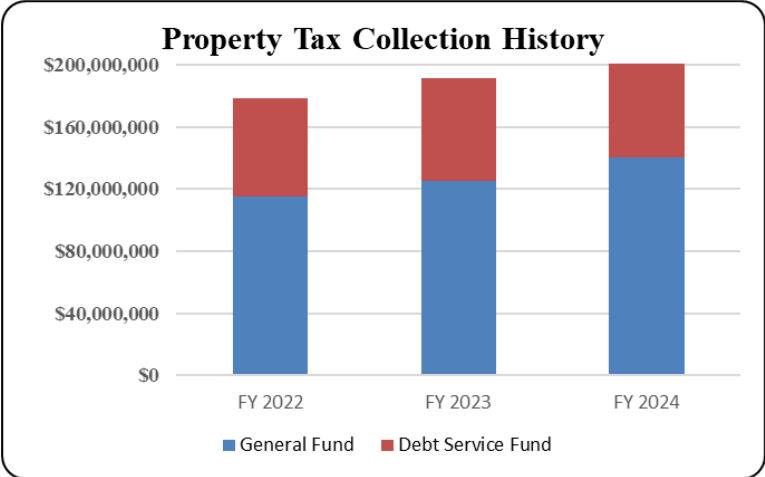
FD1000 General Fund / RC00103 - Current Taxes

FD1000 General Fund / RC00103 - Current Taxes

#### Revenue History

	General Fund	Debt Service Fund
FY 2022	\$114,860,402	\$63,397,757
FY 2023	\$124,884,401	\$66,742,301
FY 2024	\$140,344,589	\$71,219,094

Figures for the most recent year are unaudited.







# 2024 Revenue Manual

## General Fund Revenues



### Sales Taxes

#### **Responsible Department: Finance**

The City's sales tax rate is currently 8.25 percent, which is allocated as follows:

- 6.25 percent to the State of Texas
- 1.00 percent to the City's General Fund
- 0.25 percent for street maintenance, authorized by vote of citizens effective January 1, 2003, and renewed (mandatory voter renewal every four years) effective January 1, 2007, 2011, 2015, and 2019. The 2019 renewal will be valid for eight years; voter reauthorization will not be required again until 2026, to become effective January 1, 2027.
- 0.50 percent for the Stadium Venue Projects (AT&T Stadium and Globe Life Field), originally authorized by vote of citizens effective April 1, 2005
- 0.25 percent for economic development initiatives, authorized by vote of citizens effective April 1, 2021

#### **Revenue Codes:**

FD1000 General Fund / RC00051 - Sales Tax

FD3045 Street Maintenance / RC00051 - Sales Tax

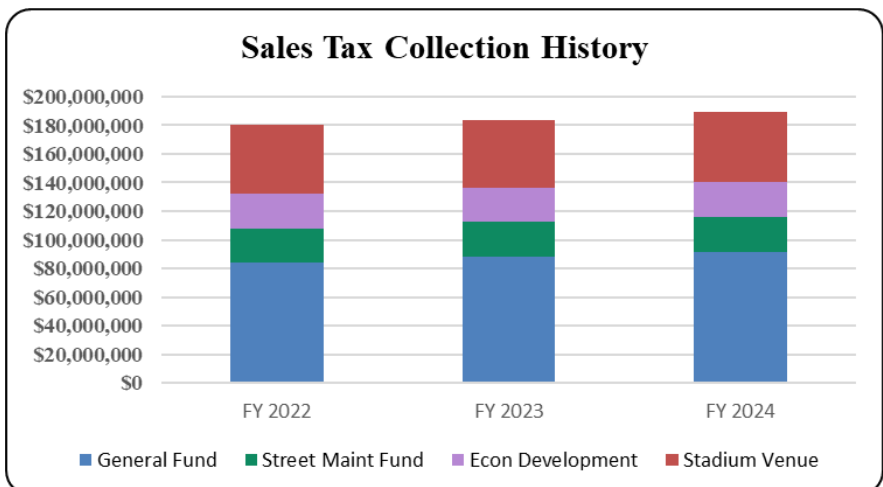
FD8050 Arlington Economic Development Corporation / RC00051 - Sales Tax

FD2002 Stadium Venue Debt Service / RC00051 - Sales Tax

#### **Revenue History**

	General Fund	Street Maint Fund	Econ Development	Stadium Venue
FY 2022	\$83,977,216	\$24,111,555	\$24,111,555	\$48,223,110
FY 2023	\$88,423,472	\$23,849,011	\$23,849,011	\$47,698,022
FY 2024	\$91,385,703	\$24,555,216	\$24,555,216	\$49,110,432

Figures for the most recent year are unaudited.





# 2024 Revenue Manual

## *General Fund Revenues*



### **Sheraton Hotel Ground Lease**

#### **Responsible Department: Finance**

The City receives lease payments from Sheraton Hotels for the grounds contained in the former Seven Seas Amusement Park area at the intersection of Copeland Road and Convention Center Drive. The lease payments were revised during FY 2007 by the execution of a modified lease agreement, which established the payments at \$250,000 per year with annual increases thereafter based on changes in the Consumer Price Index.

The enabling legislation is Resolution 06-611 and the master lease agreement between the City and Sheraton Hotels.

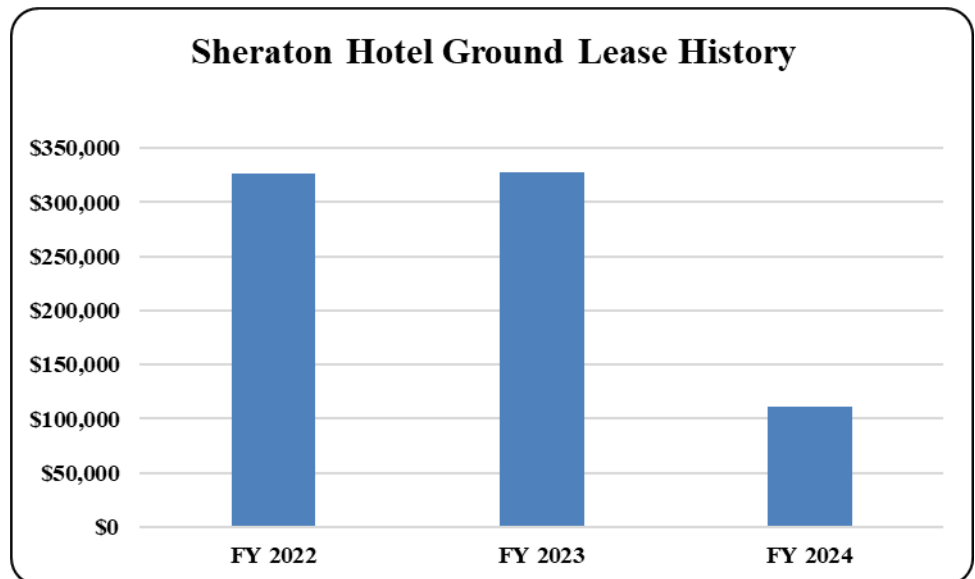
#### **Revenue Code:**

FD1000 General Fund / RC00381 - Hotel Ground Lease

#### **Revenue History**

FY 2022	\$326,752
FY 2023	\$327,805
FY 2024	\$110,783

Figures for the most recent year are unaudited.





# 2024 Revenue Manual

## *General Fund Revenues*



### State Liquor Tax

**Responsible Department: Finance**

This is a tax on the sale of alcoholic beverages at establishments holding a mixed beverage permit. It is collected by the state and remitted to the City quarterly, and effective January 1, 2014, equals 6.7 percent of mixed beverage sales. This amount is in addition to the standard sales tax applicable to mixed beverage sales, which in Arlington is 8.25 percent.

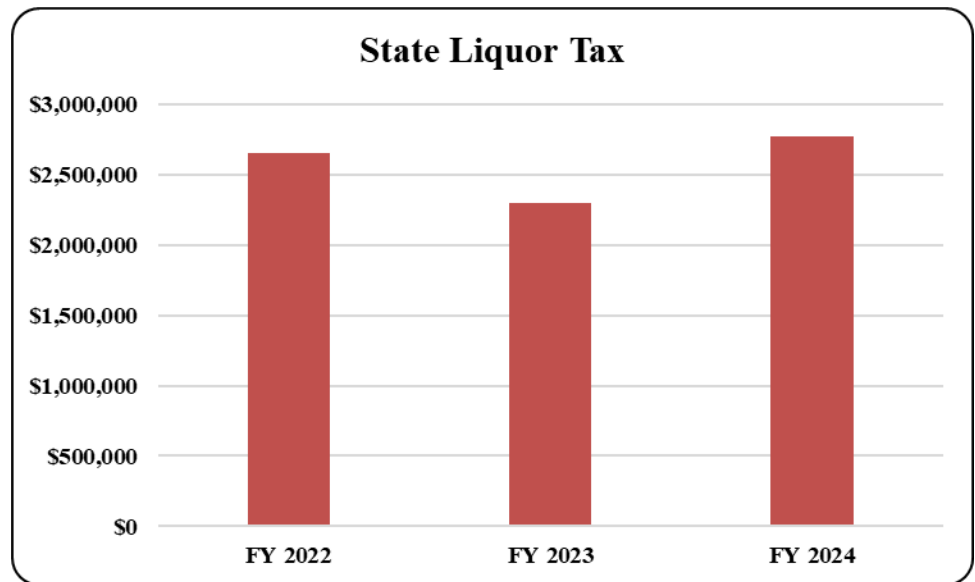
### **Revenue Code:**

FD1000 General Fund / RC00117 - State Liquor Tax

### **Revenue History**

FY 2022	\$2,650,114
FY 2023	\$2,295,884
FY 2024	\$2,776,709

Figures for the most recent year are unaudited.







# 2024 Revenue Manual

## *General Fund Revenues*



### **Telephone Utility**

#### **Responsible Department: Finance**

The telephone utility franchise fee is paid quarterly for the use of City streets and public rights-of-way for the purpose of providing telephone service, and to cover the costs incurred by the City in connection with the administration of the franchise. The fee amount is based on category line fees established by the Public Utilities Commission in accordance with H.B. 1777.

The enabling documentation is City Ordinance 98-82, and the current franchise agreements between the City and the telephone service providers.

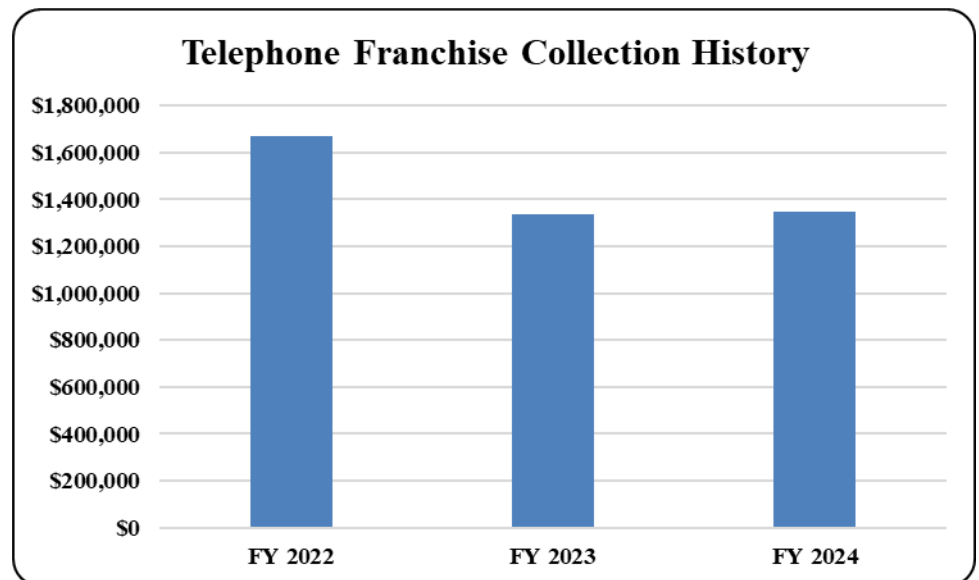
#### **Revenue Code:**

FD1000 General Fund / RC00123 - Telephone Utility Franchise

#### **Revenue History**

FY 2022	\$1,669,697
FY 2023	\$1,334,625
FY 2024	\$1,345,266

Figures for the most recent year are unaudited.





# 2024 Revenue Manual

## *General Fund Revenues*



### Water Utility

**Responsible Department: Finance**

The water utility franchise fee is paid monthly for the use of City streets and public rights-of-way for the purpose of providing water and sewer service, and to cover the costs incurred by the City in connection with the administration of the franchise. The franchise fee amount is 5.8 percent of all revenues except water and sewer impact fees and interest income.

The enabling documentation is the adopted annual budget.

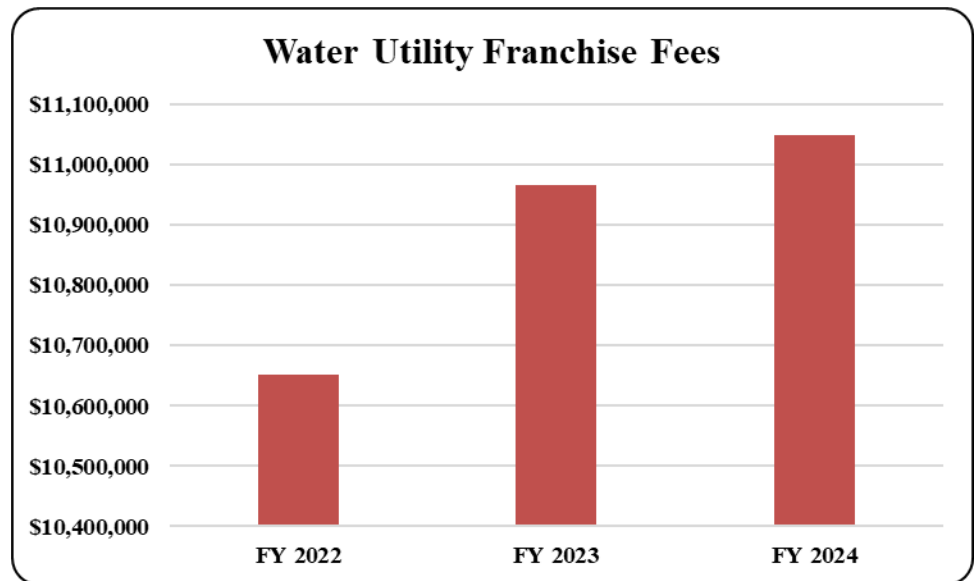
### **Revenue Code:**

FD1000 General Fund / RC00124 - Water Utility Franchise

### **Revenue History**

FY 2022	\$10,651,512
FY 2023	\$10,967,034
FY 2024	\$11,050,159

Figures for the most recent year are unaudited.





# 2024 Revenue Manual

## General Fund Revenues



### Asset Management

#### Duplex Registration / Re-Inspection Fees

**Responsible Department:** Asset Management

An annual fee of \$13.80 per unit is charged to duplex owners, except in cases where the owner has filed for an exemption. This charge covers the administrative costs to maintain duplex property records and conduct annual inspections. An additional fee of \$150 is charged for each re-inspection necessitated by non-compliance.

The enabling legislation is included in the City Code, Uniform Housing Chapter, City Ordinance 08-019, and Resolution 08-093.

#### Revenue Code:

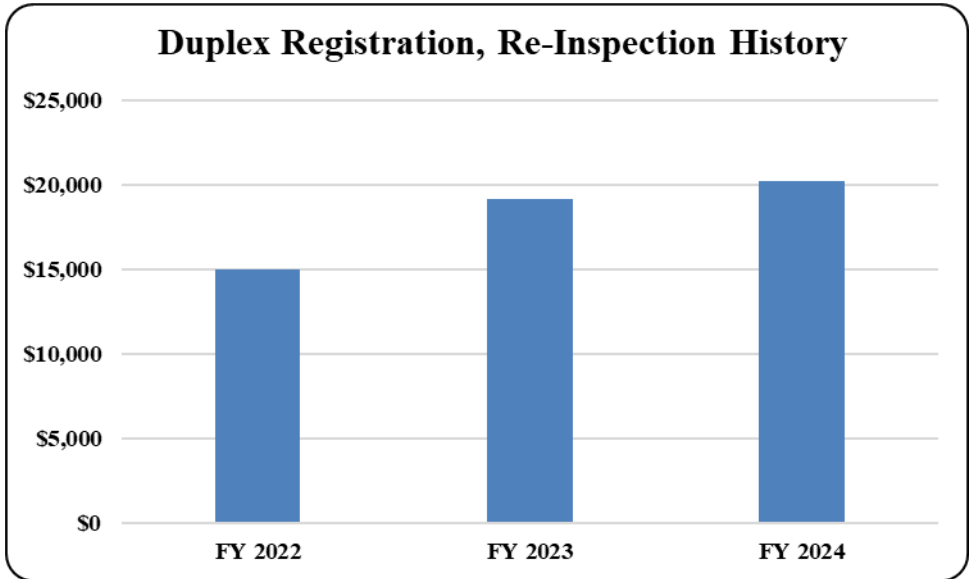
FD1000 General Fund / RC00180 - Duplex Registrations

FD1000 General Fund / RC00181 - Duplex Reinspection

#### Revenue History

FY 2022	\$15,023
FY 2023	\$19,182
FY 2024	\$20,234

Figures for the most recent year are unaudited.







# 2024 Revenue Manual

## *General Fund Revenues*



### Extended-Stay Hotel/Motel Annual Inspection / Re-Inspection Fees

#### **Responsible Department: Asset Management**

This fee is charged on a per-unit basis to the owners of all extended-stay hotel/motel complexes. The fee is \$86.04 per unit. An additional fee of \$150 is charged for each re-inspection necessitated by non-compliance.

The enabling legislation is included in the City Code, Uniform Housing Chapter, City Ordinances 99-141 and 07-099, and Resolution 07-770.

#### **Revenue Codes:**

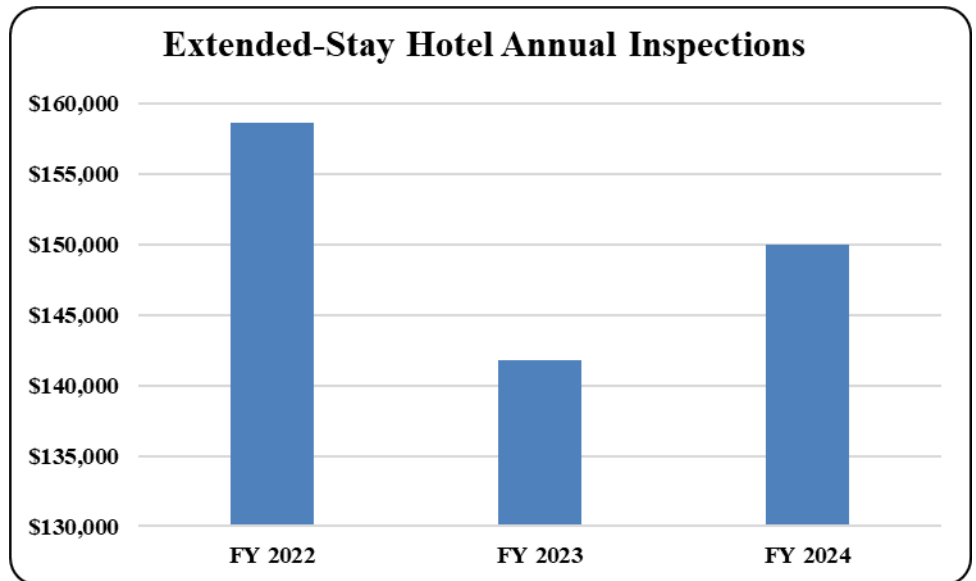
FD1000 General Fund / RC00169 - Extended Stay Annual Inspection

FD1000 General Fund / RC00178 - Extended Stay Reinspection Fees

#### **Revenue History**

FY 2022	\$158,658
FY 2023	\$141,794
FY 2024	\$149,961

Figures for the most recent year are unaudited.





# 2024 Revenue Manual

## *General Fund Revenues*



### **Multi-Family Annual Inspection / Re-Inspection Fees**

#### **Responsible Department: Asset Management**

This fee is charged on a per-unit basis to the owners of all apartment complexes. The fee is \$22.36 per unit. An additional fee of \$150 is charged for each re-inspection necessitated by non-compliance.

The enabling legislation is included in the City Code, Uniform Housing Chapter, City Ordinances 89-477 and 07-099, and Resolutions 01-181, 03-141, 07-770, 23-249 24-259.

#### **Revenue Codes:**

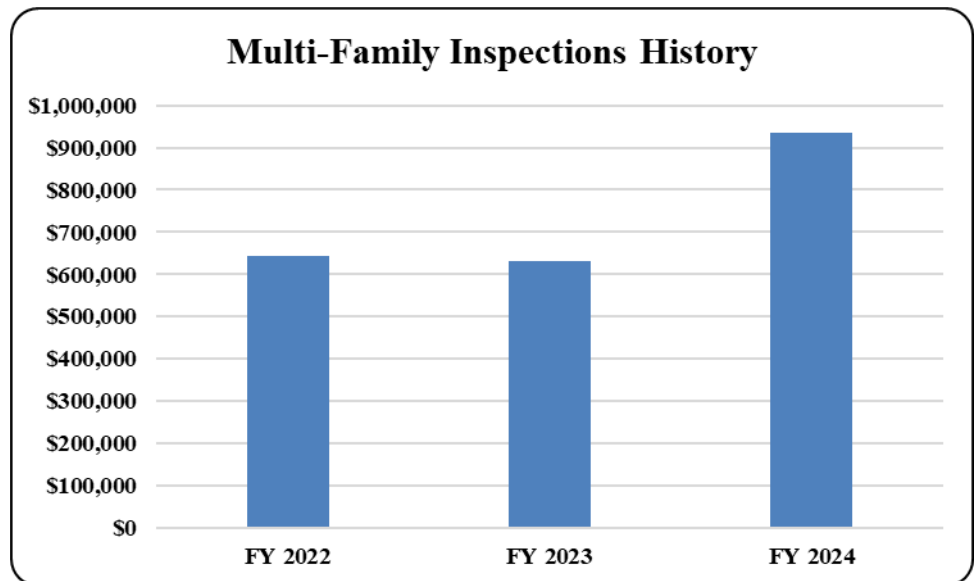
FD1000 General Fund / RC00168 - Multi-Family Annual Inspection

FD1000 General Fund / RC00177 - Multi-Family Reinspection Fees

#### **Revenue History**

FY 2022	\$643,324
FY 2023	\$630,856
FY 2024	\$934,911

Figures for the most recent year are unaudited.





# 2024 Revenue Manual

## *General Fund Revenues*



### Substandard/Dangerous Structure and Nuisance Abatement Fees

#### **Responsible Department: Asset Management**

An administrative charge of \$375 is assessed for demolition or remediation of substandard and dangerous structures, and partially recovers the administrative costs associated with these activities. Charges to recover the actual costs for contractors to complete the demolition or remediation work are billed separately.

Nuisance abatement fees are charged to property owners to cover costs incurred by the City to correct code violations when owners do not respond to violation notices. The fee includes a \$200 administrative charge in addition to the actual cost of abatement.

The enabling legislation is included in the City Code, Uniform Housing Chapter, City Ordinance 99-043, Nuisance Chapter, City Ordinance 07-098, and Resolutions 07-770 and 10-252.

#### **Revenue Code:**

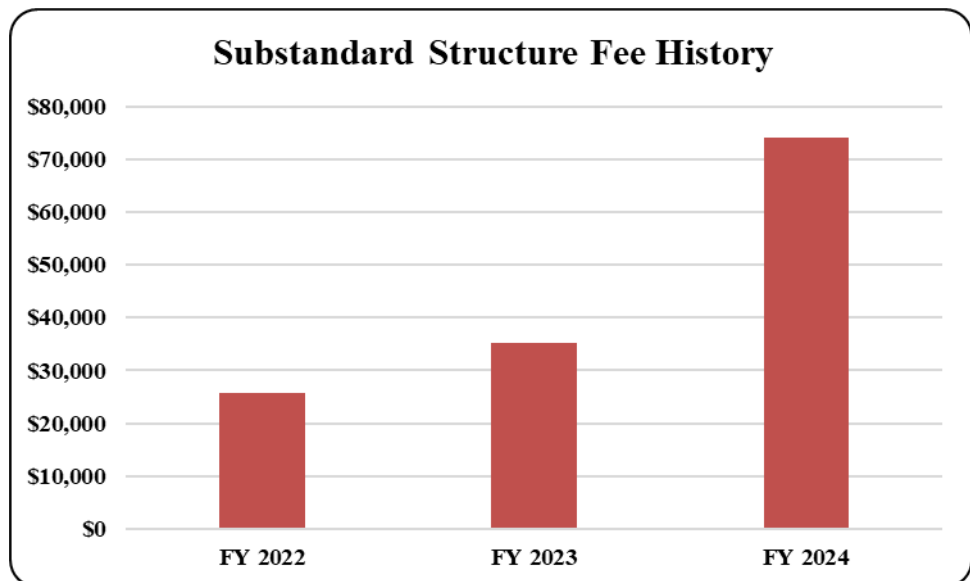
FD1000 General Fund / RC00175 - Dangerous Structure Demo Fee

FD1000 General Fund / RC00176 - Nuisance/Abatement Fees

#### **Revenue History**

FY 2022	\$25,648
FY 2023	\$35,251
FY 2024	\$73,963

Figures for the most recent year are unaudited.





# 2024 Revenue Manual

## General Fund Revenues



### Mowing Service Administrative Fees

#### **Responsible Department: Asset Management**

These fees are charged to property owners to cover the costs incurred by City staff to correct code violations, such as high weeds and grass, when owners do not respond to notices of violation. The fee includes a \$200 administrative charge in addition to the actual costs of the services provided, which vary by property size and extent of the violations.

The enabling legislation is City Ordinance 87-112 and Resolutions 01-145 and 07-770.

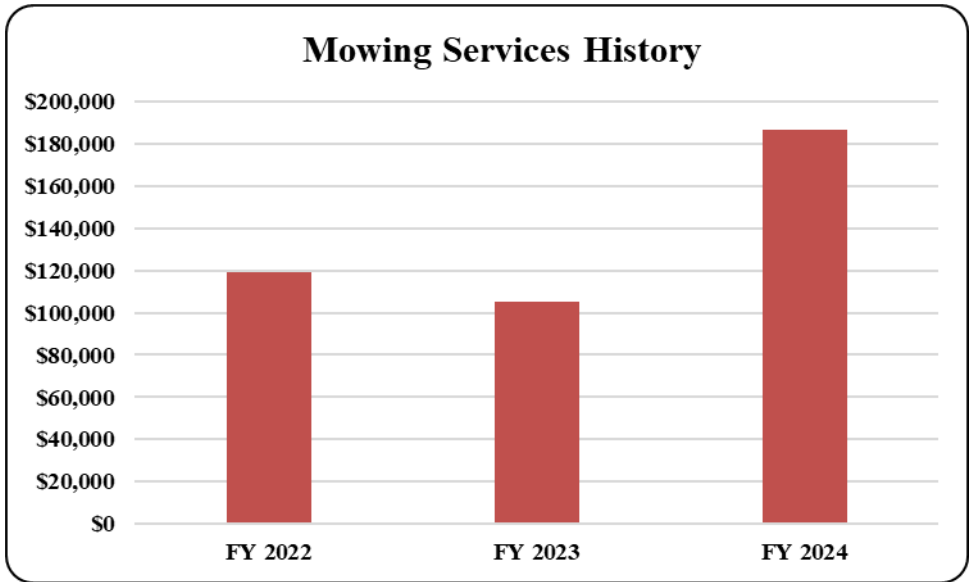
#### **Revenue Codes:**

FD1000 General Fund / RC00173 - Weed and Grass Fees

#### **Revenue History**

FY 2022	\$119,185
FY 2023	\$105,245
FY 2024	\$186,831

Figures for the most recent year are unaudited.







# 2024 Revenue Manual

## *General Fund Revenues*





# 2024 Revenue Manual

## General Fund Revenues



### Construction Management Fees

**Responsible Department:** Asset Management

These fees are charged to recover staff salary and benefit costs associated with managing public facility construction projects. The services provided include design and construction contract management and construction inspections.

The enabling legislation is the adopted annual budget, and Administrative Policy #13.

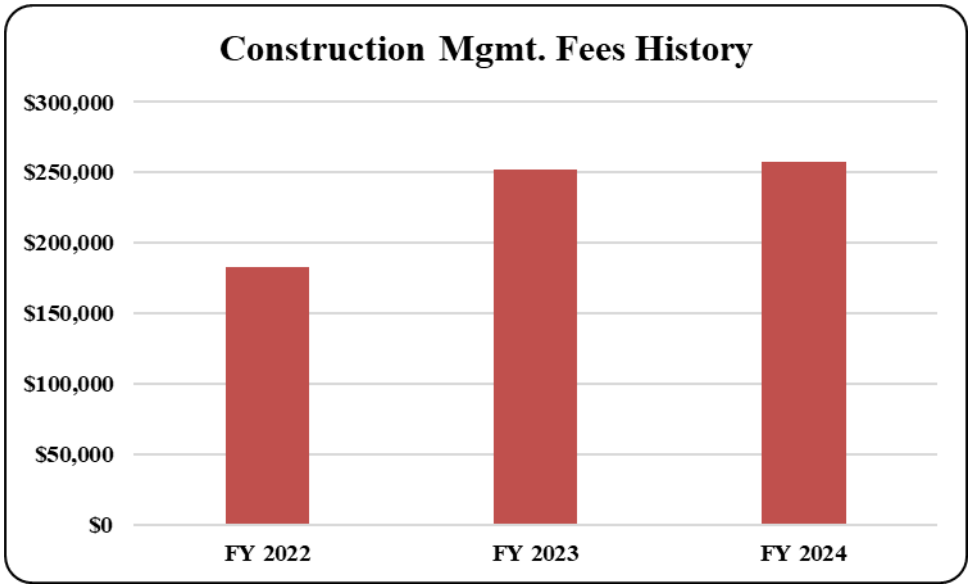
### **Revenue Code:**

FD1000 General Fund / RC00211 - Construction Management Fees

### **Revenue History**

FY 2022	\$182,570
FY 2023	\$251,833
FY 2024	\$257,494

Figures for the most recent year are unaudited.





# 2024 Revenue Manual

## *General Fund Revenues*



### Landfill Lease

#### **Responsible Department: Asset Management**

These payments are received monthly from the lessee of the City's sanitary landfill and are calculated based on specific provisions contained in the lease between the City and the landfill operator. The lease document was executed in the spring of 2005, and lease operations began on May 1 of that year.

The enabling documentation is the lease agreement between the City and the landfill lessee.

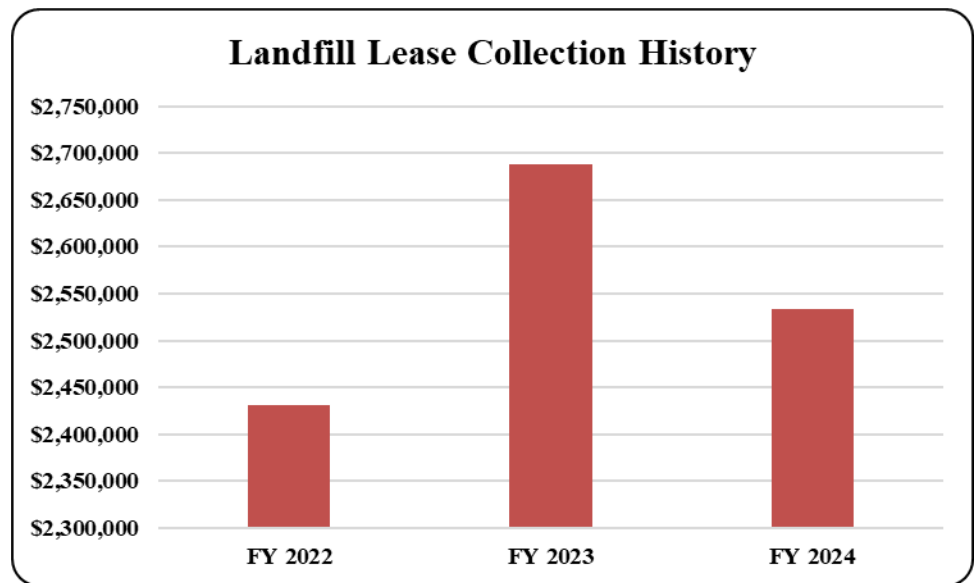
#### **Revenue Code:**

FD1000 General Fund / RC00389 - Landfill Usage Fees

#### **Revenue History**

FY 2022	\$2,430,694
FY 2023	\$2,687,962
FY 2024	\$2,533,067

Figures for the most recent year are unaudited.





# 2024 Revenue Manual

## *General Fund Revenues*



### **Landfill Royalties**

**Responsible Department:** Asset Management

These payments are received monthly from the lessee of the City's sanitary landfill and are calculated based on specific provisions contained in the lease between the City and the landfill operator. The lease document was executed in the spring of 2005, and lease operations began on May 1st of that year.

The enabling documentation is the lease agreement between the City and the landfill lessee.

### **Revenue Codes:**

FD1000 General Fund / RC00514 - Landfill Gross Revenue

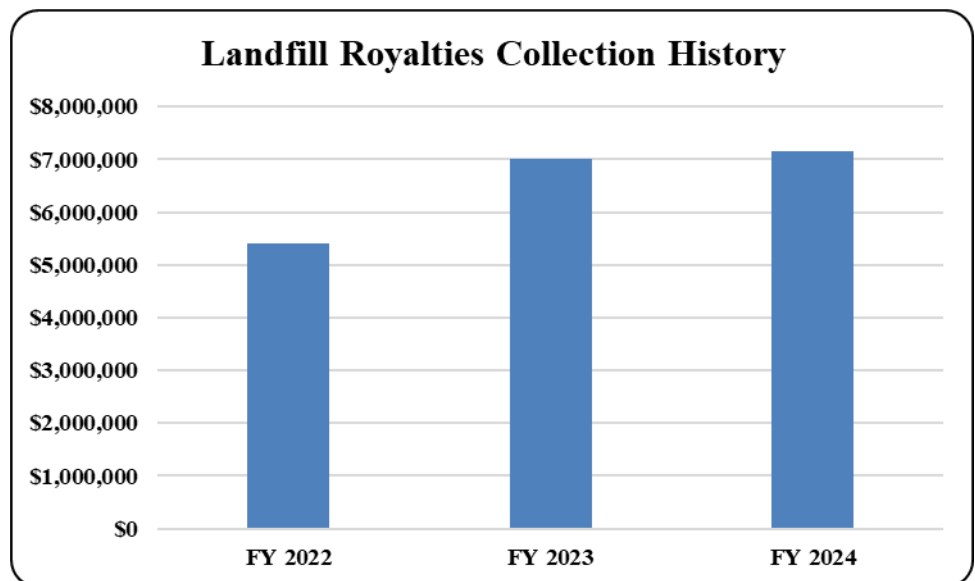
FD1000 General Fund / RC00401 - Methane Gas Royalties

FD1000 General Fund / RC00187 - Storm Event Clean Up Fee

### **Revenue History**

FY 2022	\$5,416,695
FY 2023	\$7,008,124
FY 2024	\$7,157,220

Figures for the most recent year are unaudited.





# 2024 Revenue Manual

## *General Fund Revenues*



### Sanitation Franchise

#### **Responsible Department: Asset Management**

The sanitation franchise fee is paid directly by trash collection customers. Fees for trash collection are included on the monthly water bills mailed to citizens and businesses within the City. The fee is 5 percent of residential and commercial collection charges.

The enabling documentation is the current contract between the City and the trash collection provider.

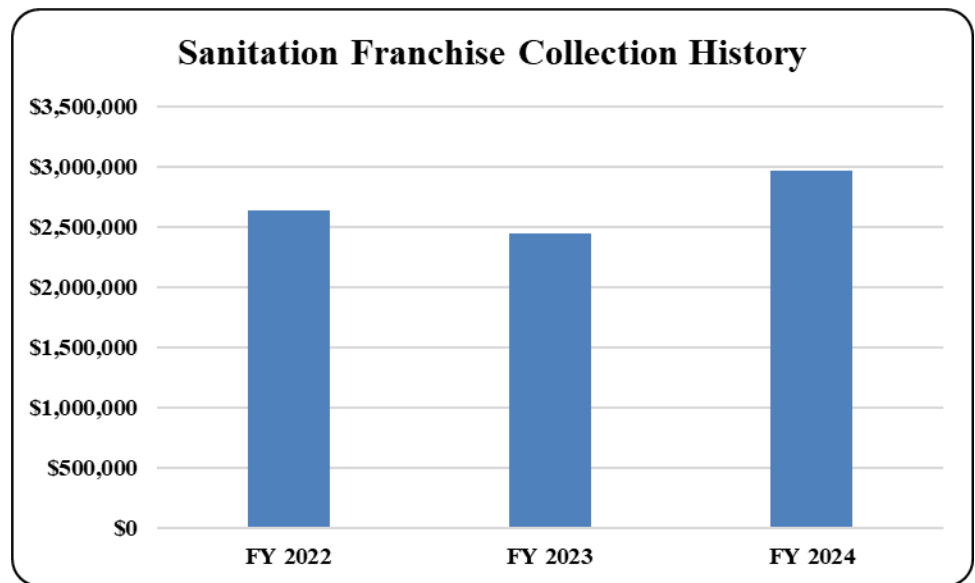
#### **Revenue Code:**

FD1000 General Fund / RC00125 - Garbage Franchise

#### **Revenue History**

FY 2022	\$2,633,756
FY 2023	\$2,441,957
FY 2024	\$2,963,591

Figures for the most recent year are unaudited.







# 2024 Revenue Manual

## General Fund Revenues



### Communication and Legislative Affairs

#### Alcoholic Beverage Licenses

**Responsible Department:** Communication and Legislative Affairs

Revenue is realized from the issuance of licenses to all businesses within the City that sell alcoholic beverages. Fees are set by the applicable section of state law and are collected at the time a new business is established or upon renewal of the license.

The controlling statute is the state Alcoholic Beverage Code VATCS, Section 11.38.

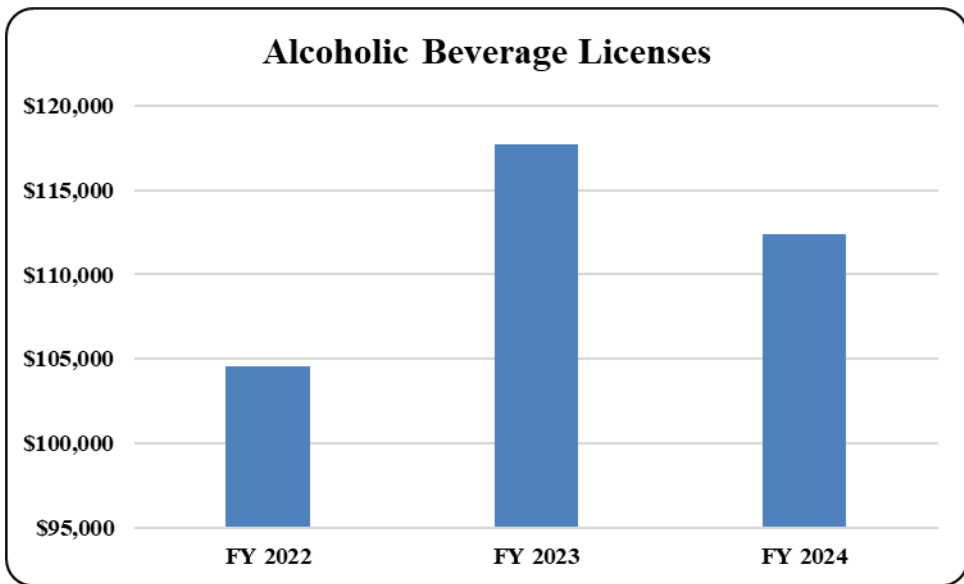
#### **Revenue Code:**

FD1000 General Fund / RC00321 - Alcoholic Beverage License

#### **Revenue History**

FY 2022	\$104,540
FY 2023	\$117,685
FY 2024	\$112,365

Figures for the most recent year are unaudited.





# 2024 Revenue Manual

## *General Fund Revenues*



### Vital Statistics

#### **Responsible Department: Communication and Legislative Affairs**

These fees are charged for providing certified copies of birth and death certificates. The fees are as follows:

- \$23 per certified copy of a birth certificate
- \$21 for a certified copy of a death certificate, \$4 for each additional copy when part of a single request, and \$5 for expedited service

The controlling legislation is found in VACS Article 4477, Rule 54a, as amended, and Resolution 10-252.

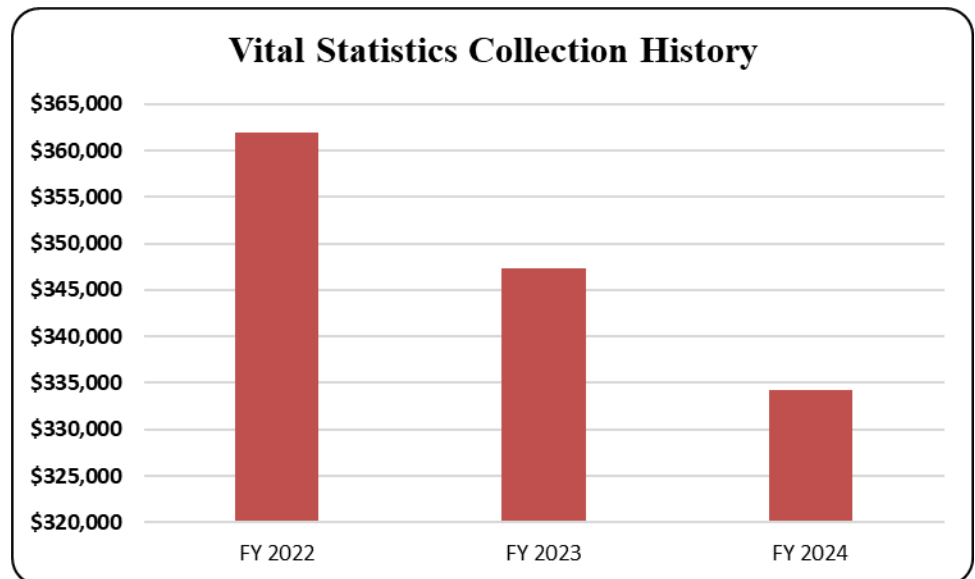
#### **Revenue Code:**

FD1000 General Fund / RC00174 - Vital Statistics

#### **Revenue History**

FY 2022	\$361,973
FY 2023	\$347,361
FY 2024	\$334,167

Figures for the most recent year are unaudited.





# 2024 Revenue Manual

## General Fund Revenues



### Planning and Development Services, Economic Development

#### Boathouse / Pier Licenses

**Responsible Department:** Planning and Development Services

Annual license fees are collected from property owners to maintain a pier or boathouse on Lake Arlington. The revenue offsets the cost of annual inspections.

The controlling statute is the City Code, Lake Chapter, Article 5, Section 5.05, and Resolution 84-082.

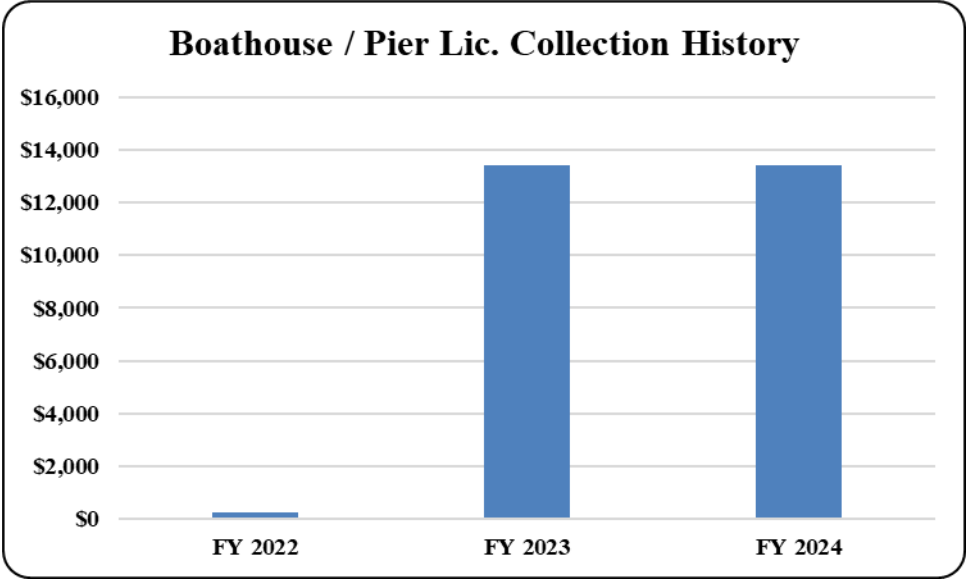
#### **Revenue Code:**

FD1000 General Fund / RC00310 – Boathouse/Pier Licenses

#### **Revenue History**

FY 2022	\$225
FY 2023	\$13,419
FY 2024	\$13,419

Figures for the most recent year are unaudited.





# 2024 Revenue Manual

## *General Fund Revenues*



### **Building Inspection Fees**

#### **Responsible Department: Planning and Development Services**

These fees are collected to offset the costs for City staff to conduct after-hours and re-inspections of construction sites to ensure compliance with applicable safety and building codes. This revenue account also includes miscellaneous departmental fees associated with copies, board of appeals, and easement use agreements.

The controlling legislation is in the applicable sections of the City's safety and construction codes, and Resolution 25-031.

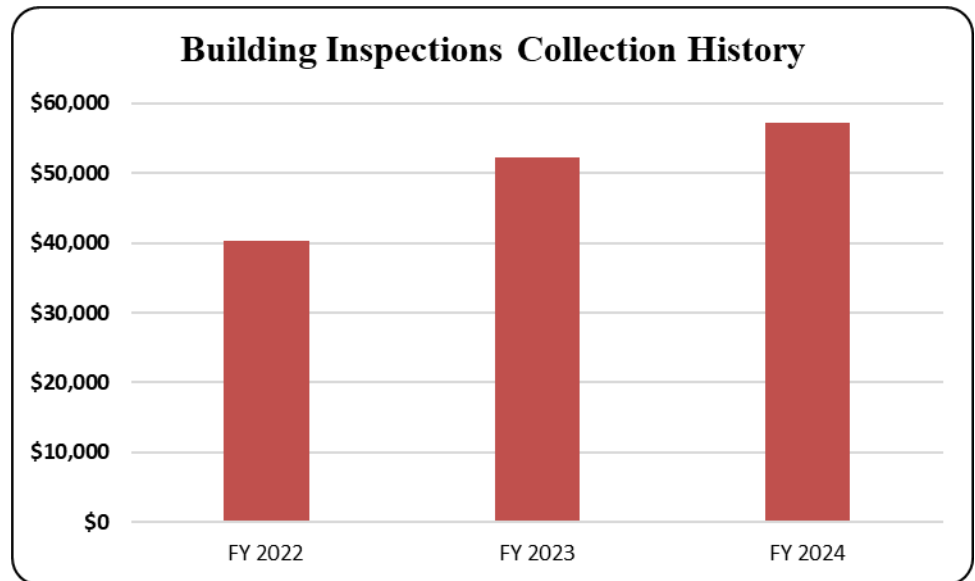
#### **Revenue Code:**

FD1000 General Fund / RC00162 - Building Inspection Fees

#### **Revenue History**

FY 2022	\$40,244
FY 2023	\$52,182
FY 2024	\$57,114

Figures for the most recent year are unaudited.





# 2024 Revenue Manual

## *General Fund Revenues*



### **Building Permits**

**Responsible Department: Planning and Development Services**

These fees are collected for building construction permits and sign permits within the City. These revenues offset the operating costs of permit issuance, reviewing building construction and sign plans, conducting field inspections, and associated administrative efforts.

The controlling statute is the City Code, Construction Chapter, Article 4, Sections 4.09 and 4.10, and Resolution 25-031.

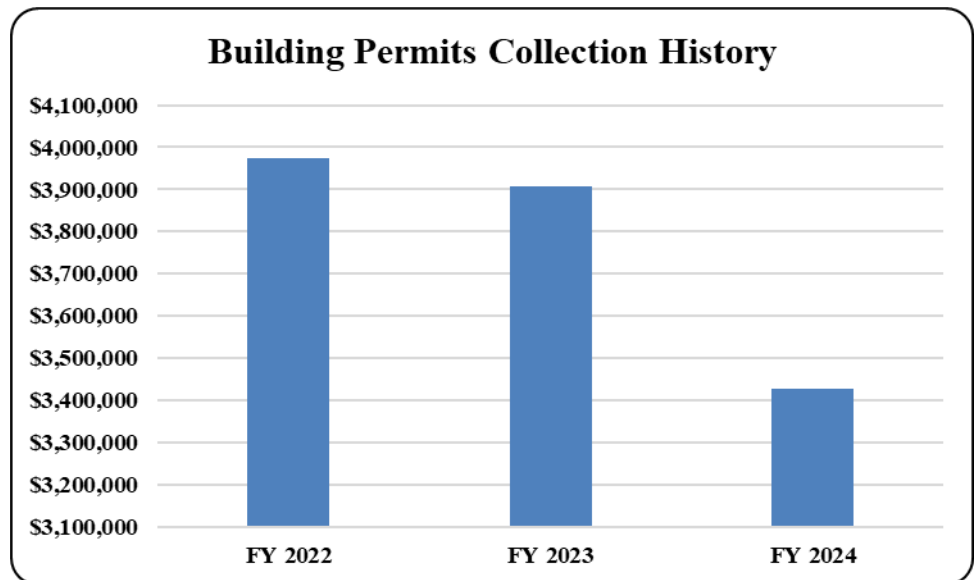
### **Revenue Code:**

FD1000 General Fund / RC00302 - Building Permits

### **Revenue History**

FY 2022	\$3,973,969
FY 2023	\$3,907,400
FY 2024	\$3,426,446

Figures for the most recent year are unaudited.







# 2024 Revenue Manual

## *General Fund Revenues*



### **Business Registration Fees**

#### **Responsible Department: Planning and Development Services**

Business registration fees are collected to offset the costs of registering companies involved in various construction trades and home-based businesses within the City of Arlington. The charges are based on initial registration and renewals.

The controlling statutes are in various chapters of the City Code and Resolution 25-031.

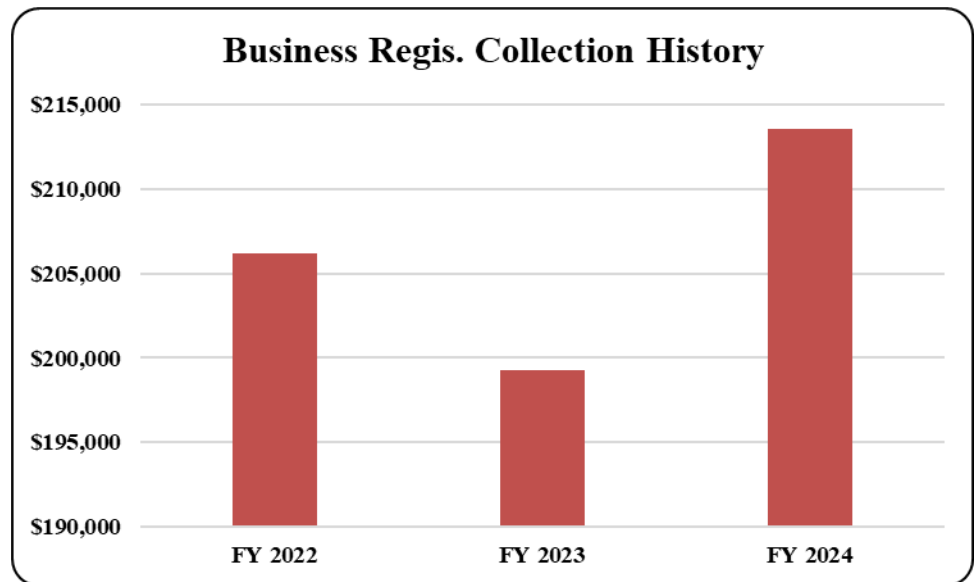
#### **Revenue Code:**

FD1000 General Fund / RC00308 - Business Registration

#### **Revenue History**

FY 2022	\$206,182
FY 2023	\$199,240
FY 2024	\$213,550

Figures for the most recent year are unaudited.





# 2024 Revenue Manual

## General Fund Revenues



### Certificates of Occupancy

**Responsible Department: Planning and Development Services**

Certificates of Occupancy are required for all buildings other than single-family residences to ensure that occupancy of structures meets minimum zoning and building standards. The fee schedule varies based on new or existing structures and changes of name or ownership.

The controlling statutes are the City Code, Construction Chapter, Article 4, Section 4.14 H, and Resolution 25-031.

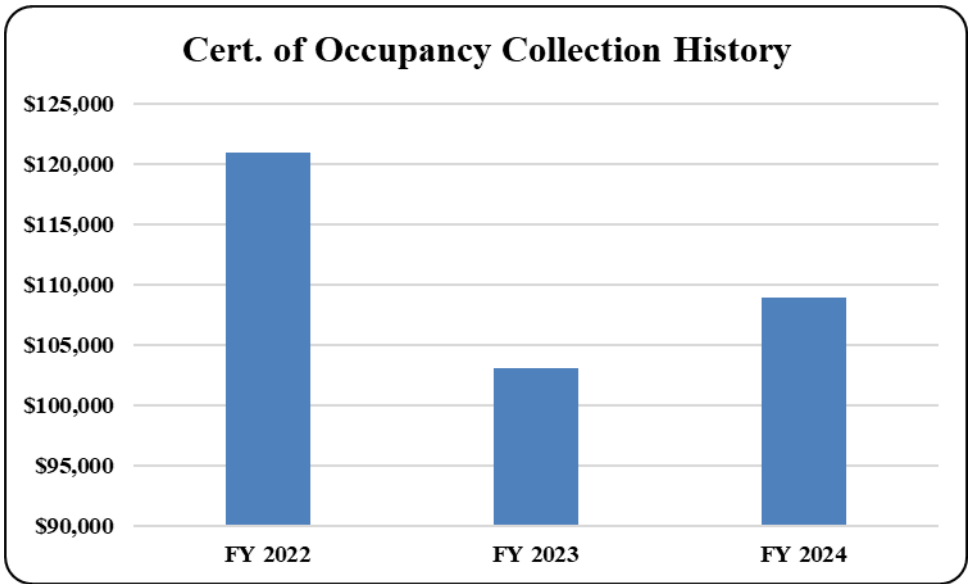
### **Revenue Code:**

FD1000 General Fund / RC00309 - Certificate Of Occupancy

### **Revenue History**

FY 2022	\$120,929
FY 2023	\$103,094
FY 2024	\$108,876

Figures for the most recent year are unaudited.





# 2024 Revenue Manual

## *General Fund Revenues*



### Child Care Licenses and Permits / Re-Inspections

#### **Responsible Department: Planning and Development Services**

These fees are charged to cover costs associated with the administration and regulatory oversight of childcare centers operating within the City. For a complete list of services and associated costs, contact the Planning and Development Services Department.

The controlling legislation is found in City Ordinance 17-038 and Resolution 25-031.

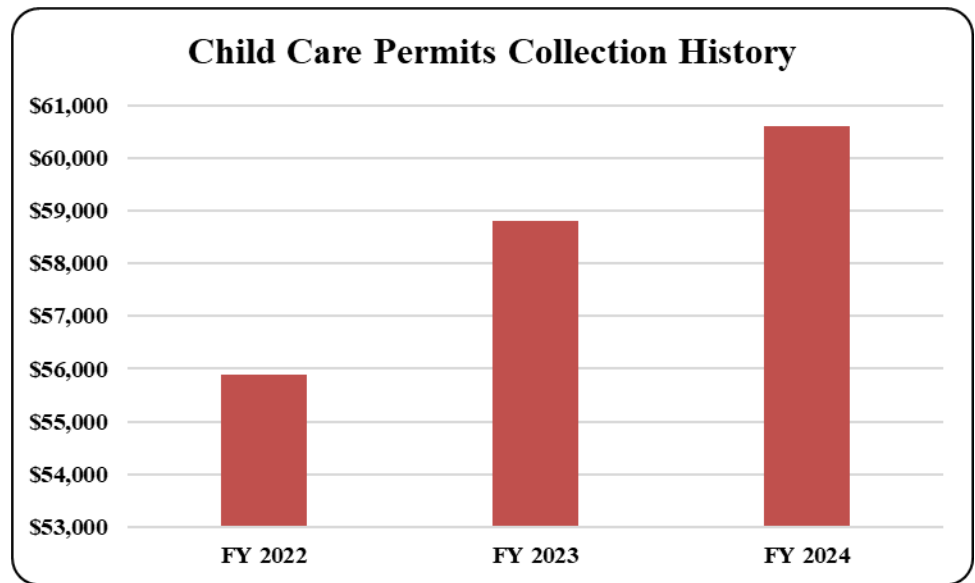
#### **Revenue Codes:**

FD1000 General Fund / RC00324 - Child Care Licenses & Permits

#### **Revenue History**

FY 2022	\$55,900
FY 2023	\$58,810
FY 2024	\$60,605

Figures for the most recent year are unaudited.





# 2024 Revenue Manual

## *General Fund Revenues*



### Electrical Permits

#### **Responsible Department: Planning and Development Services**

Electrical permit fees are collected for electrical installations within the City and are collected to offset the costs of providing electrical inspection services and associated administrative efforts.

Exemptions from these fees include installations used by electricity supply, electric railway, or communication agencies in the generation, transmission, or distribution of electricity, or for the operation of street railways, signals, or the transmission of intelligence when located within or on public thoroughfares, buildings, or premises used exclusively by an agency operating under a franchise agreement with the City.

The controlling statute is the City Code, Electrical Chapter, Article 5, Section 5.03 B, and Resolution 25-031.

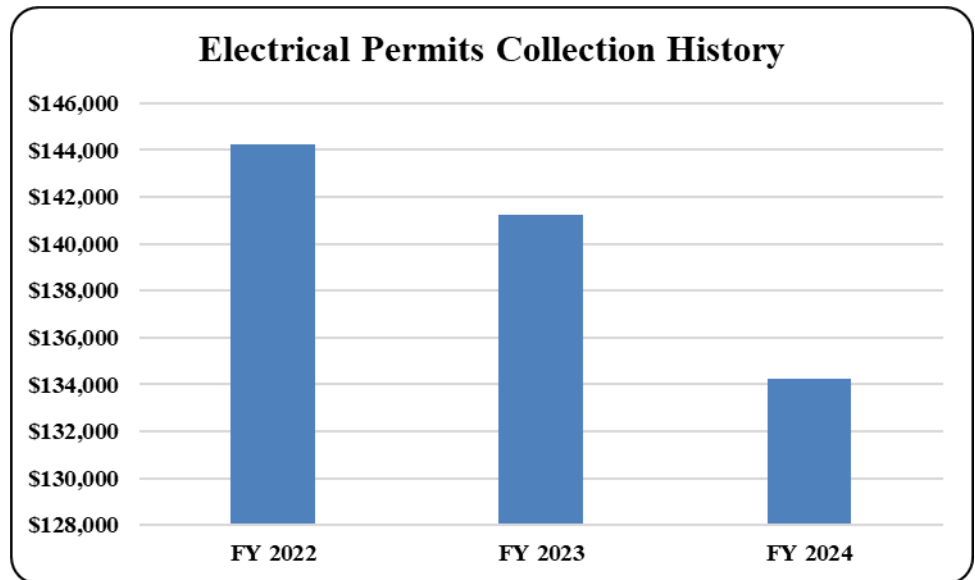
#### **Revenue Code:**

FD1000 General Fund / RC00303 - Electrical Permits

#### **Revenue History**

FY 2022	\$144,260
FY 2023	\$141,265
FY 2024	\$134,235

Figures for the most recent year are unaudited.





# 2024 Revenue Manual

## *General Fund Revenues*



### Food Establishment Permits / Re-Inspection Fees

#### **Responsible Department: Planning and Development Services**

These fees are charged to cover costs associated with the administration and regulatory oversight of food establishments within the City. For a complete list of services and associated costs, contact the Planning and Development Services Department.

The controlling statutes are City Ordinance 17-038 and Resolution 25-031.

#### **Revenue Codes:**

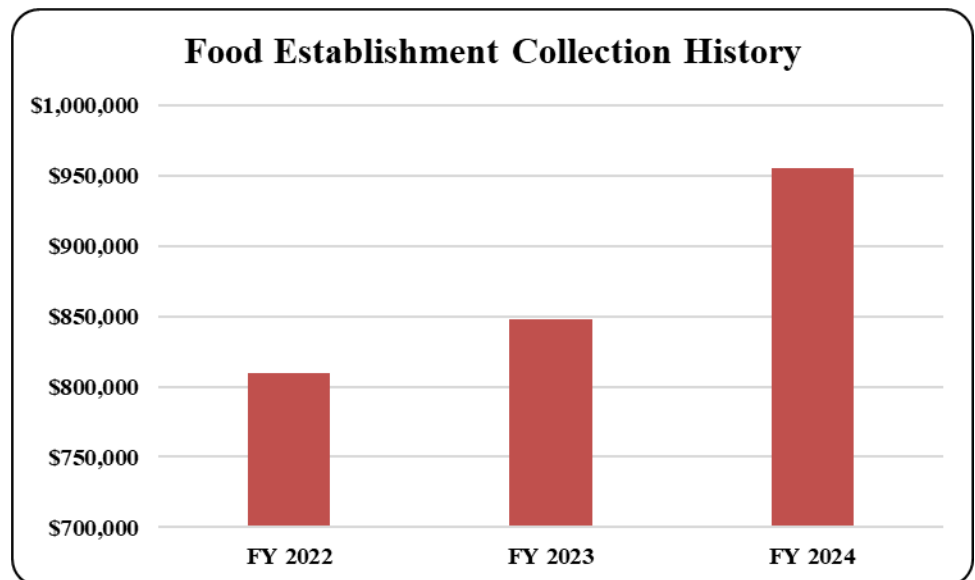
FD1000 General Fund / RC00320 - Food Establishment Permits

FD1000 General Fund / RC00182 - Food Service Establishment Reinspection

#### **Revenue History**

FY 2022	\$809,315
FY 2023	\$847,590
FY 2024	\$955,460

Figures for the most recent year are unaudited.







# 2024 Revenue Manual

## *General Fund Revenues*



### **Food Establishment Application and Change-of-Ownership Fees**

**Responsible Department: Planning and Development Services**

These fees are charged as follows:

- Application Fee (\$500 one-time fee, payable prior to opening) is for newly constructed food establishments. It is intended to offset the cost of initial consultation, plans examination, inspection of the site during construction, and pre-opening inspections.
- Change of Ownership Fee (\$350 one-time fee, payable upon ownership change) is intended to cover the costs of consultation, plan reviews, and inspections conducted due to a change in ownership of a food establishment.

Public school cafeterias and City-owned and operated food establishments are exempt from the fees.

The enabling legislation is City Ordinance 17-038 and Resolution 25-031.

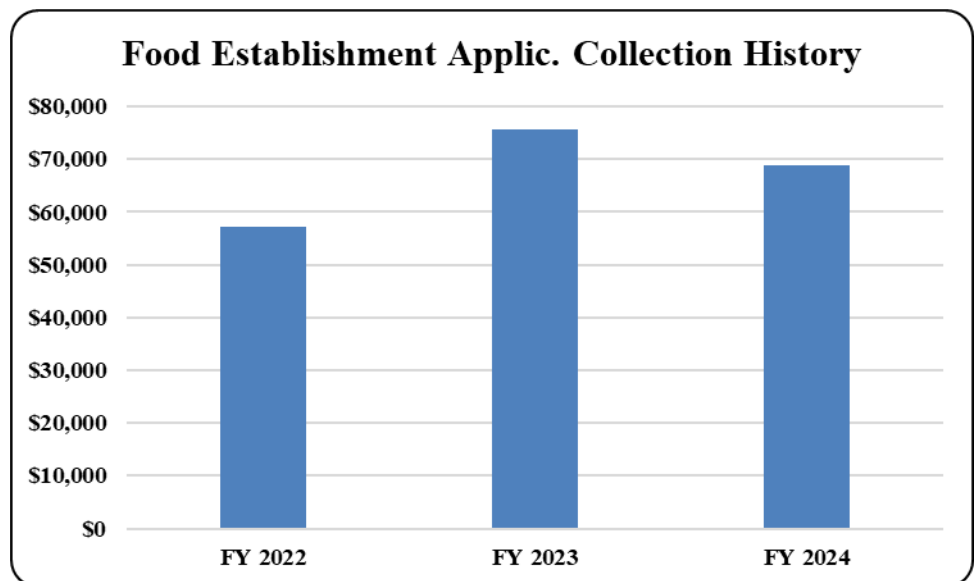
### **Revenue Code:**

FD1000 General Fund / RC00170 - Food Service Application/Change Ownership Fee

### **Revenue History**

FY 2022	\$57,203
FY 2023	\$75,610
FY 2024	\$68,810

Figures for the most recent year are unaudited.





# 2024 Revenue Manual

## *General Fund Revenues*



### Gas Well Annual Re-Inspection Fees

#### **Responsible Department: Planning and Development Services**

These fees are collected for annual site inspections and administrative updates of gas drilling sites within the City. They are used to offset costs incurred by City staff related to annual inspections, regulation of drilling operations, and associated administrative costs.

The controlling legislation is the City Code, Gas Drilling and Production Chapter, Article 5, Sec. 5.07, and Resolution 25-031.

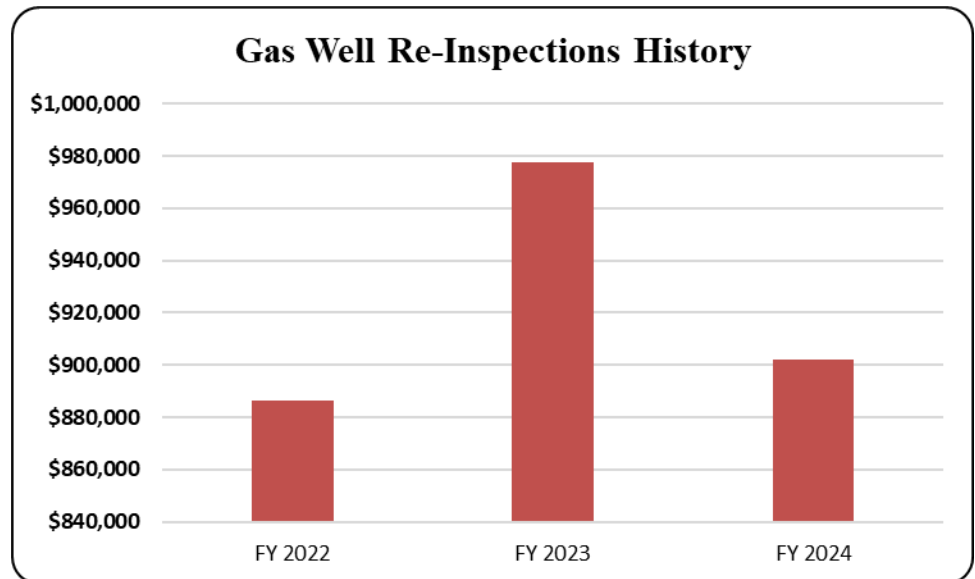
#### **Revenue Code:**

FD1000-RC00315 - General Fund

#### **Revenue History**

FY 2022	\$886,600
FY 2023	\$977,600
FY 2024	\$902,200

Figures for the most recent year are unaudited.





# 2024 Revenue Manual

## *General Fund Revenues*



### **Gas Well Inspection Fees**

**Responsible Department: Planning and Development Services**

These fees are collected for review and inspection of gas well permit applications submitted to the City. They are used to offset costs incurred by City staff related to regulating drill site operations, site plan reviews, public notifications and hearings, inspections, and associated administrative costs.

The controlling legislation is the City Code, Gas Drilling and Production Chapter, Article 5, Sec. 5.02, and Resolution 25-031.

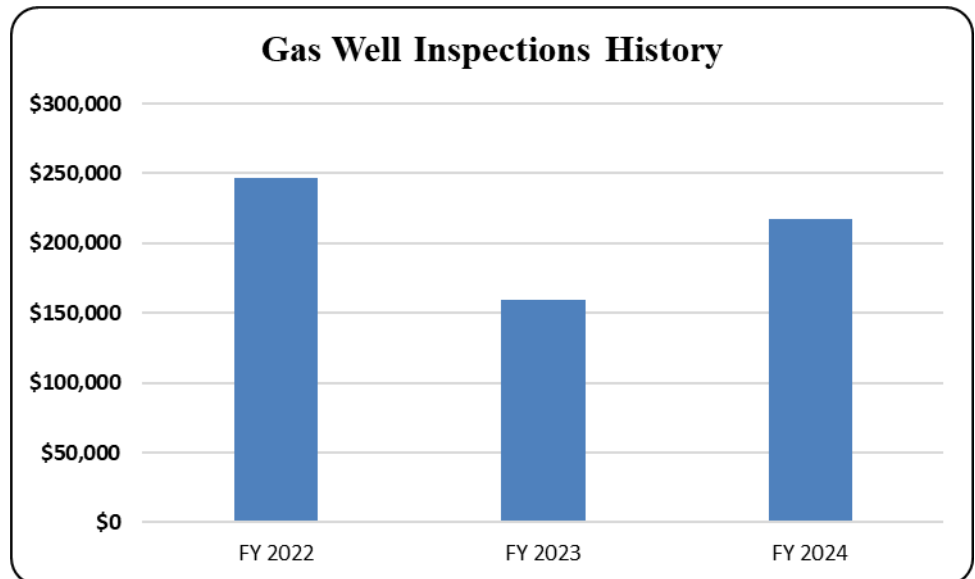
### **Revenue Code:**

FD1000 General Fund / RC00314 - Gas Well Annual Reinspection Fee

### **Revenue History**

FY 2022	\$246,500
FY 2023	\$159,520
FY 2024	\$217,500

Figures for the most recent year are unaudited.





# 2024 Revenue Manual

## *General Fund Revenues*



### Gas Well Supplemental Fees

#### **Responsible Department: Planning and Development Services**

These fees are collected in addition to the standard fees associated with the operation of gas drilling sites within the City. They are used to recover staff costs for amended or extended permits, site plan review, and inspection of temporary water lines that may be requested by operators at specific well sites.

The controlling legislation is the City Code, Gas Drilling and Production Chapter, Article 5, Sec. 5.01 and 5.05, and Resolution 25-031.

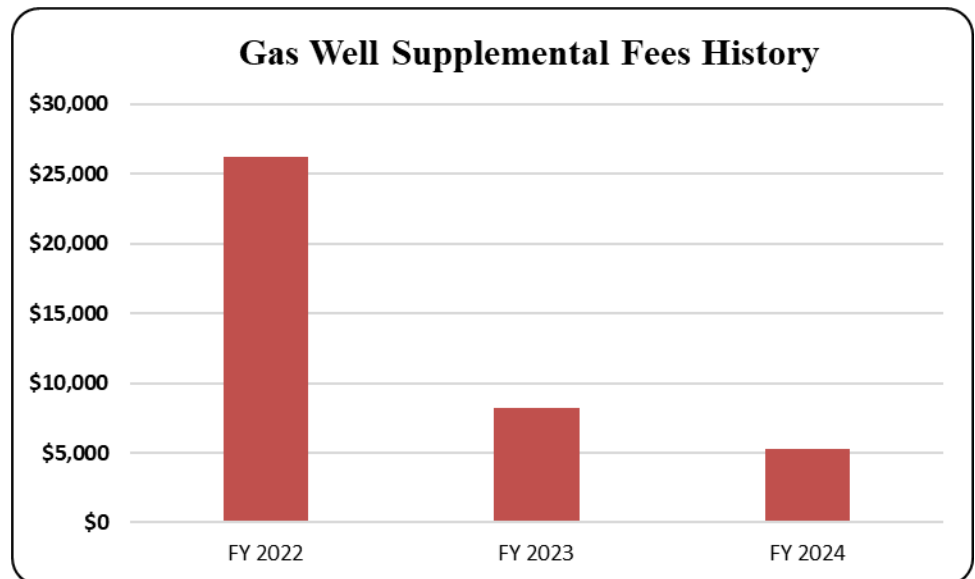
#### **Revenue Code:**

FD1000 General Fund / RC00316 - Gas Well Supplemental Fee

#### **Revenue History**

FY 2022	\$26,250
FY 2023	\$8,250
FY 2024	\$5,250

Figures for the most recent year are unaudited.





# 2024 Revenue Manual

## *General Fund Revenues*



### **Irrigation Permits**

**Responsible Department:** Planning and Development Services

Irrigation permit fees are collected for commercial and residential irrigation installations within the City and are collected to offset the costs of providing irrigation inspection services and associated administrative efforts.

The controlling statute is the City Code, Irrigation Chapter, Article 3, Section 3.02, and Resolution 25-031.

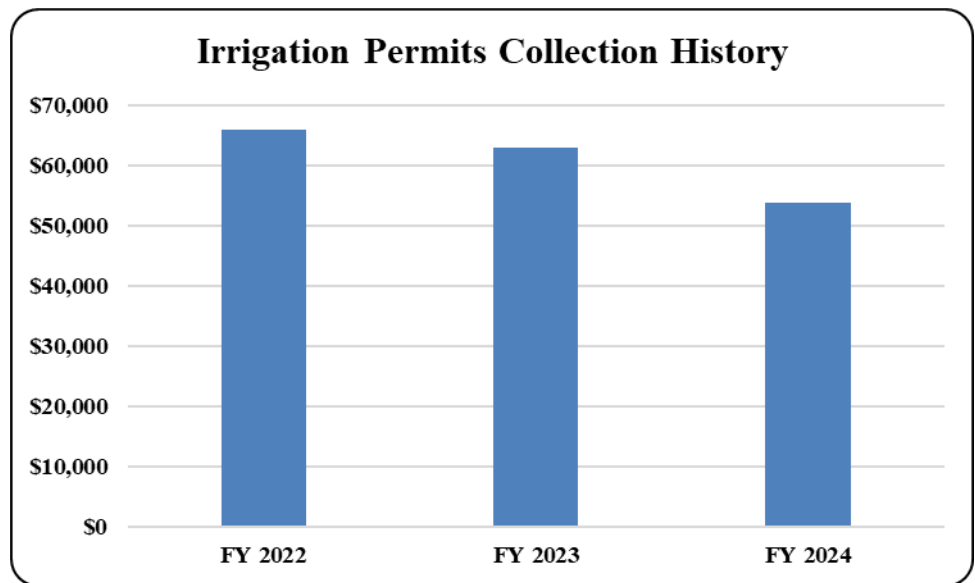
### **Revenue Code:**

FD1000 General Fund / RC00336 - Irrigation Permits

### **Revenue History**

FY 2022	\$65,850
FY 2023	\$63,015
FY 2024	\$53,860

Figures for the most recent year are unaudited.







# 2024 Revenue Manual

## *General Fund Revenues*



### Landscape/Tree Preservation Fees

**Responsible Department:** Planning and Development Services

Landscape review fees are collected for new building construction at the site planning stage. The fees vary depending on the size and scope of the construction project.

The controlling legislation is the City Code, Article 14, and Resolution 25-031.

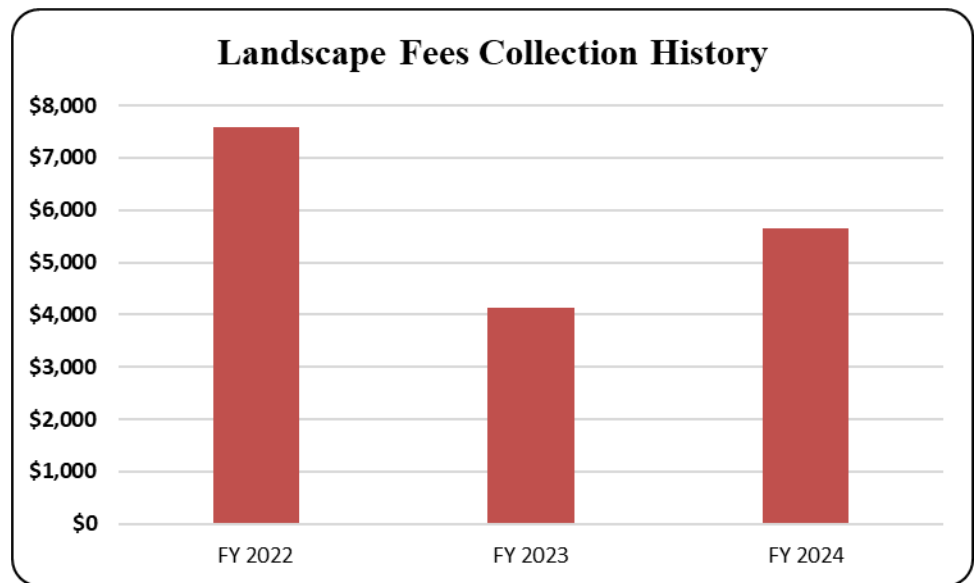
### **Revenue Code:**

FD1000 General Fund / RC00249 - Landscape/Tree Preservation Fees

### **Revenue History**

FY 2022	\$7,590
FY 2023	\$4,140
FY 2024	\$5,660

Figures for the most recent year are unaudited.





# 2024 Revenue Manual

## *General Fund Revenues*



### **Mechanical Permits**

**Responsible Department: Planning and Development Services**

Mechanical permit fees are collected for mechanical installations (heating, ventilation, and air conditioning) within the City, and are collected to offset the costs of providing mechanical inspection services and associated administrative efforts.

The controlling statute is the City Code, Mechanical Chapter, Article 1, Section 1.04 B (7), and Resolution 25-031.

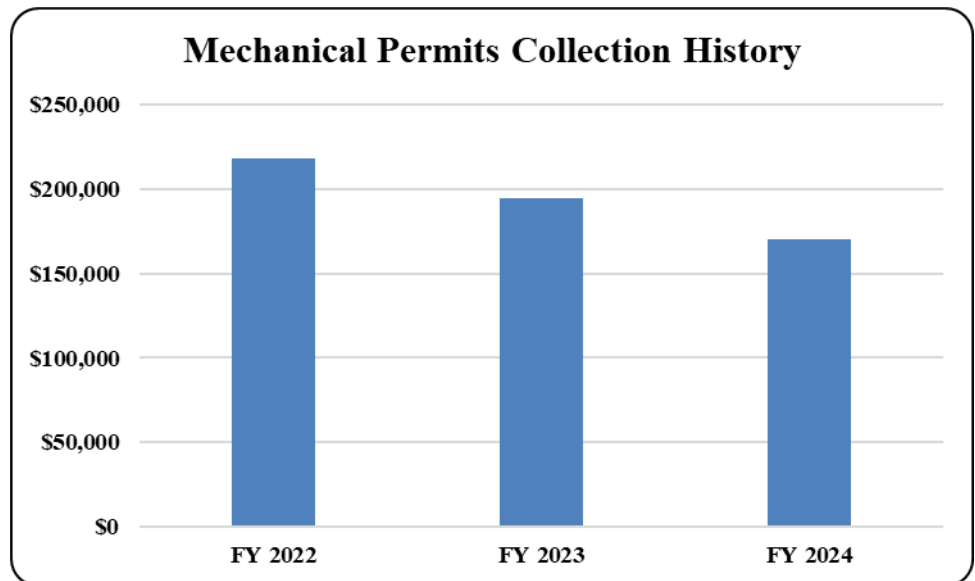
### **Revenue Code:**

FD1000 General Fund / RC00305 - Mechanical Permits

### **Revenue History**

FY 2022	\$217,947
FY 2023	\$194,328
FY 2024	\$169,846

Figures for the most recent year are unaudited.





# 2024 Revenue Manual

## *General Fund Revenues*



### Plan Review Fees

#### **Responsible Department: Planning and Development Services**

These fees are collected to offset the administrative costs for City staff to review and provide input on signage, residential, and commercial development plans submitted by contractors. The fees vary depending on the size and scope of the development project or sign.

The controlling legislation is Resolution 25-031.

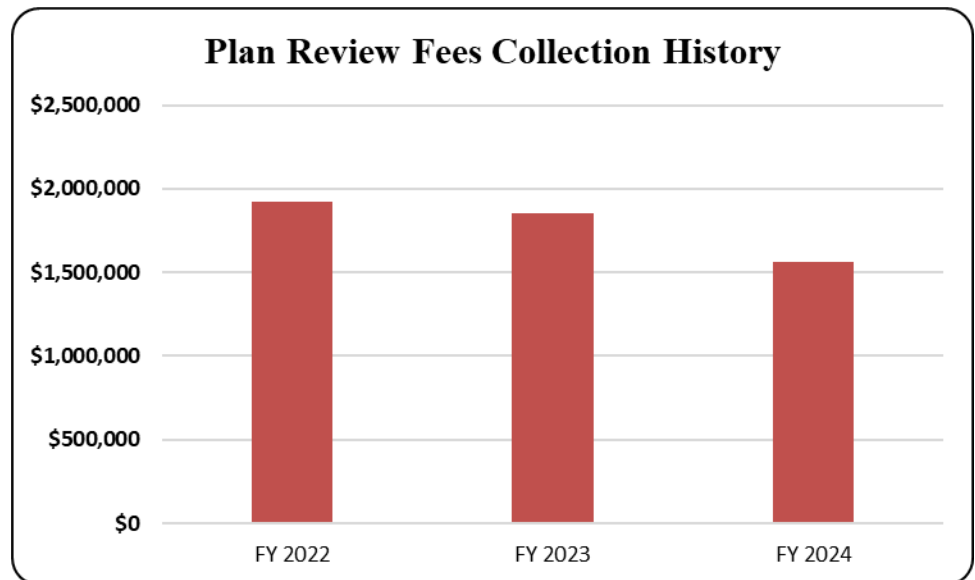
#### **Revenue Code:**

FD1000 General Fund / RC00311 - Plan Review Fee

#### **Revenue History**

FY 2022	\$1,921,352
FY 2023	\$1,853,990
FY 2024	\$1,565,372

Figures for the most recent year are unaudited.





# 2024 Revenue Manual

## *General Fund Revenues*



### **Plat Review Fees**

#### **Responsible Department: Planning and Development Services**

These fees are charged for platting performed by Planning and Development Services staff.

Platting is required for divisions of property or creating a new building site. Plat fees are collected to recover costs associated with staff reviews for compliance with minimum lot size, street access, utility provisions, drainage and flood protection. The fees vary by type of plat and lot size.

The controlling legislation is the City Code, Streets Chapter, Section 8.02, and the City Code, Subdivision Regulation Chapter, and Resolution 25-031.

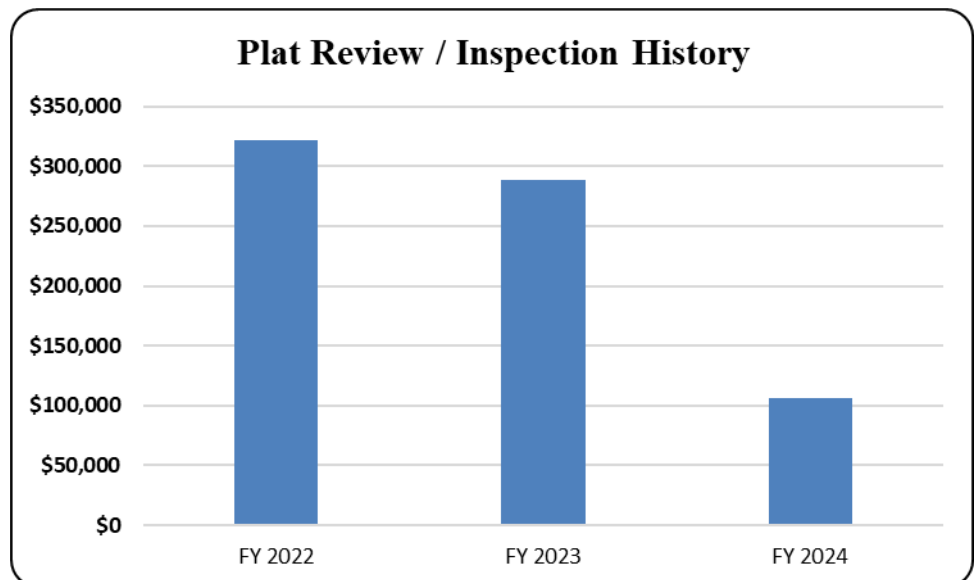
#### **Revenue Code:**

FD1000 General Fund / RC00164 - Plat Review Fees

#### **Revenue History**

FY 2022	\$322,165
FY 2023	\$287,996
FY 2024	\$105,796

Figures for the most recent year are unaudited.





# 2024 Revenue Manual

## *General Fund Revenues*



### **Plumbing Permits**

#### **Responsible Department: Planning and Development Services**

Plumbing permit fees are collected for plumbing installations within the City and are collected to offset the costs of providing plumbing inspection services and associated administrative efforts.

Exemptions from these fees include work done by City employees or other companies furnishing water in the laying of water mains and services, or City sewer mains and services, or to the installation of gas distributing mains and services in the streets and alleys by employees of the gas distributing company, or any work performed by such gas distributing company on any piping or connection up to and including the outlet connections of the service meter.

The controlling statute is the City Code, Plumbing Chapter, Article 1, Section 1.05 C (7), and Resolution 25-031.

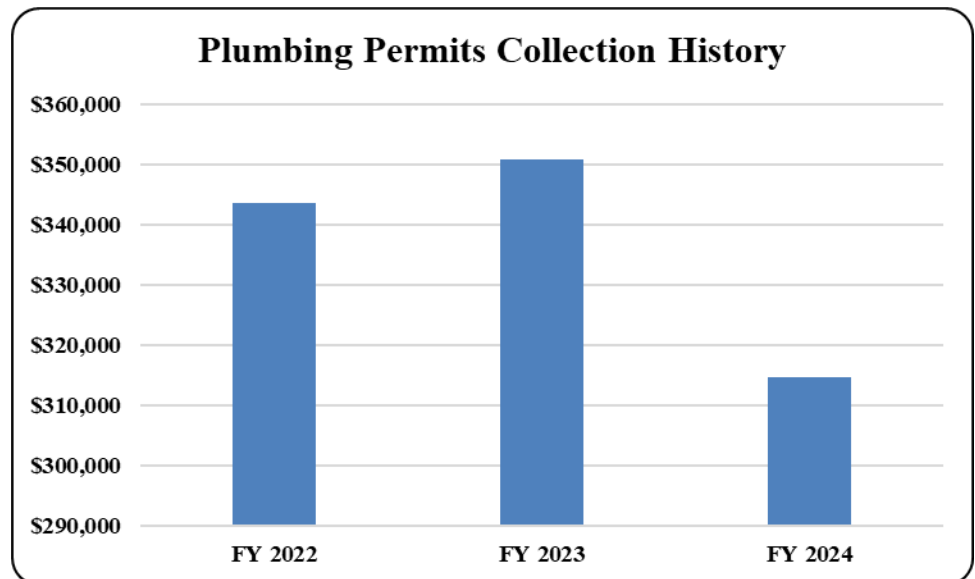
#### **Revenue Code:**

FD1000 General Fund / RC00304 - Plumbing Permits

#### **Revenue History**

FY 2022	\$343,588
FY 2023	\$350,865
FY 2024	\$314,788

Figures for the most recent year are unaudited.





# 2024 Revenue Manual

## *General Fund Revenues*



### **Rezoning Fees**

**Responsible Department:** Planning and Development Services

Zoning establishes the types of land use permitted on a specific tract of land. Zoning regulates size, intensity, height of development, signage, screening and parking related to development.

Rezoning fees are charged to recover most of the costs incurred by the City in connection with application reviews, public hearings and notifications, reproduction, publishing and mailing various documents associated with the zoning and annexation process. The fees vary by size and type of project and are outlined in the enabling resolution.

The controlling legislation is the City Code, Zoning Chapter, and Resolution 25-031.

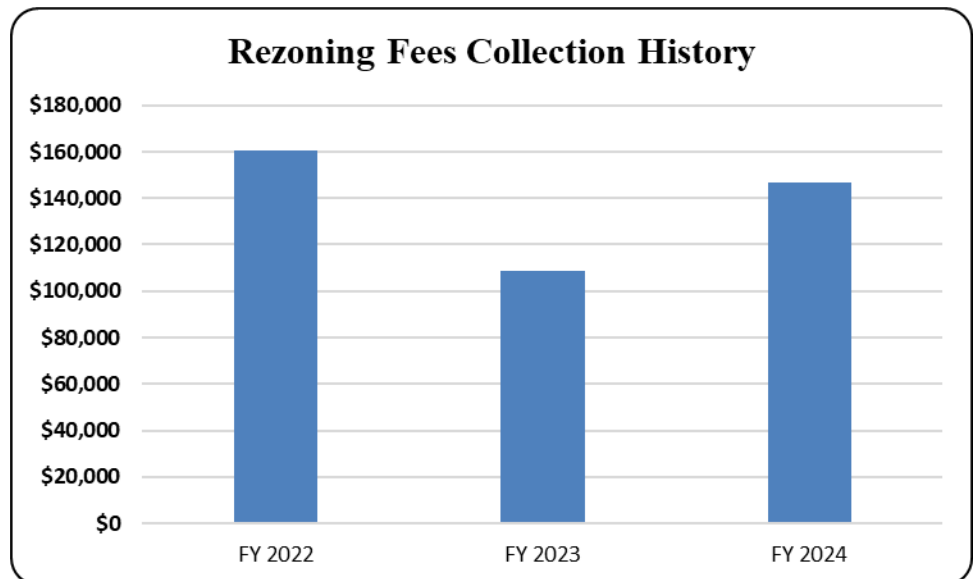
### **Revenue Code:**

FD1000 General Fund / RC00165 - Rezoning Fees

### **Revenue History**

FY 2022	\$160,550
FY 2023	\$108,764
FY 2024	\$146,653

Figures for the most recent year are unaudited.







# 2024 Revenue Manual

## *General Fund Revenues*



### Swimming Pool Permits / Re-Inspection Fees

#### **Responsible Department: Planning and Development Services**

Swimming pool permit fees are collected for periodic inspections of public and semi-public swimming pools, spas, and water slides to check for compliance with applicable health and environmental safety laws. The fee schedule is as follows:

- \$200 - Seasonal Pool Permit (annual fee)
- \$350 - Year-Round Pool Permit (annual fee)
- \$300 - Application Fee
- \$75 - Reinstatement Fee charged when permit lapses due to non-payment
- \$150 - Re-inspection Fee, if re-inspection is necessitated by non-compliance

The controlling statutes are City Ordinance 85-245 and Resolutions 25-301.

#### **Revenue Codes:**

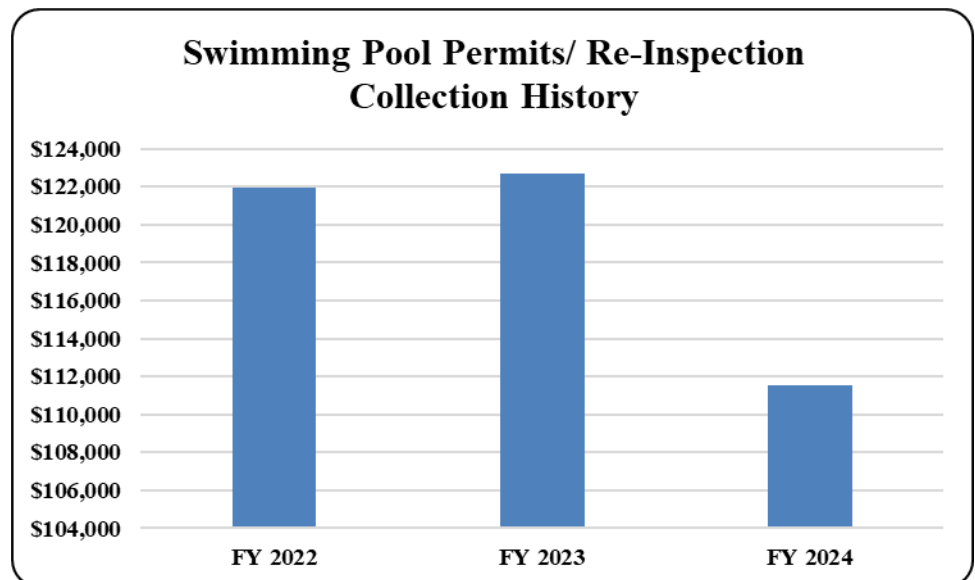
FD1000 General Fund / RC00306 - Swimming Pool Permits

FD1000 General Fund RC00183 - Swimming Pool Re-inspections

#### **Revenue History**

FY 2022	\$121,975
FY 2023	\$122,675
FY 2024	\$111,500

Figures for the most recent year are unaudited.





# 2024 Revenue Manual

## General Fund Revenues



### Short Term Rental Revenue

#### **Responsible Department: Planning and Development Services**

Short Term Rental Fees are charged for the application, plan review, and inspection performed by the Planning and Development Services and Code Compliance staff to issue a permit for the Short-Term Rental property.

A “short-term rental” (STR) refers to any residential structure, or a portion thereof, used for lodging accommodations to occupants for a period of less than 30 consecutive days. It does not include a ‘bed and breakfast’ as defined in the Unified Development Code. On April 23, 2019, the Arlington City Council adopted two ordinances that allow short-term rentals, with conditions. Ordinance No. 19-014 designated Eligible locations for STRs within the city. Ordinance No. 19-022 created Regulations for conducting STRs and established Permit Application Requirements.

The controlling legislation is the City Code, Short Term Rental Chapter Ordinance Nos. 19-014, 19-022 and Resolution 25-031.

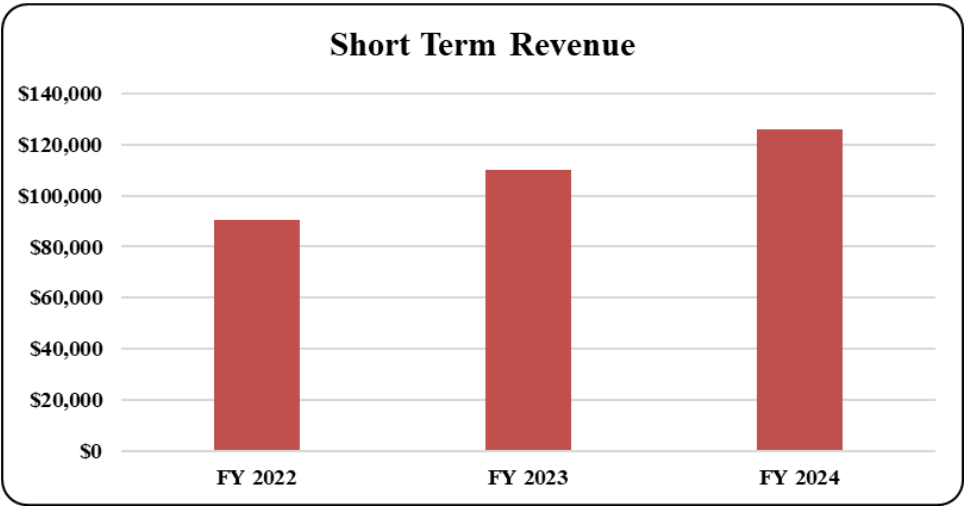
#### **Revenue Code:**

FD1000 General Fund / RC00192 - Short Term Rentals Application Fee

#### **Revenue History:**

FY 2022	\$90,500
FY 2023	\$110,000
FY 2024	\$126,000

Figures for the most recent year are unaudited.





# 2024 Revenue Manual

## *General Fund Revenues*



### **Public Improvement Fees**

#### **Responsible Department: Planning and Development Services**

These fees are charged for public improvement reviews and contract administration performed by Planning and Development Services staff, and for related inspections conducted by Public Works and Transportation staff.

The public improvement fee recovers the cost of services provided to developers by the City to ensure minimum design and construction standards for public improvements, such as streets, storm sewers, concrete channel lining, etc.

The controlling legislation is the City Code, Streets Chapter, Section 8.02, and the City Code, Subdivision Regulation Chapter, and Resolution 25-031.

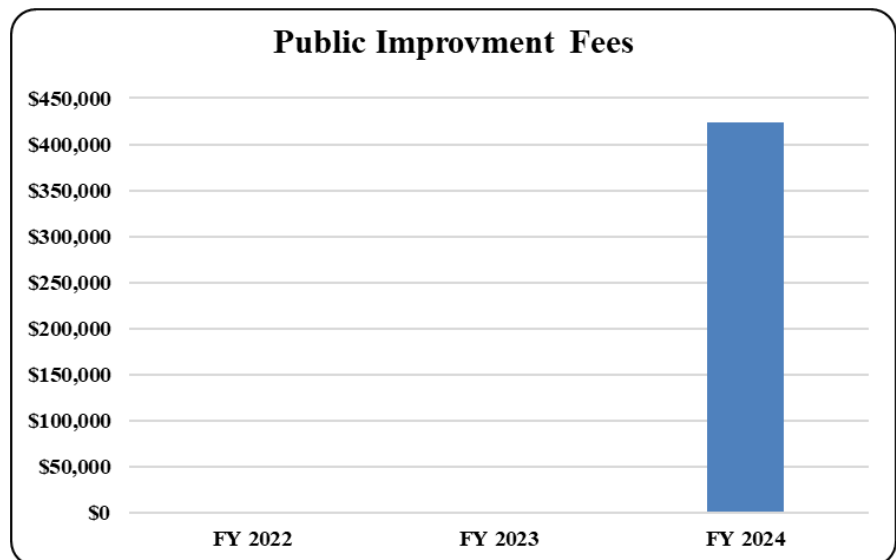
#### **Revenue Code:**

FD1000 General Fund - RC00575 - Public Improvement Fees

#### **Revenue History:**

FY 2022	\$0
FY 2023	\$0
FY 2024	\$423,830

Figures for the most recent year are unaudited.



The header features a green background with a pattern of US dollar bills. The text is centered in white.

# 2024 Revenue Manual

## *General Fund Revenues*





# 2024 Revenue Manual

## General Fund Revenues



### Fire Department

#### Fire Annual Inspection Fees

##### Responsible Department: Fire

All commercial occupancies must pay an Annual Fire Code Compliance Inspection fee beginning one year after obtaining a Certificate of Occupancy. The fee is based on square footage of the occupancy, and ranges from a minimum of \$40 for less than 5,000 square feet, up to \$140 plus \$20 for each additional 50,000 square feet over 100,000 square feet.

The controlling legislation is found in City Ordinance 08-086, and Resolutions 08-370 and 10-255.

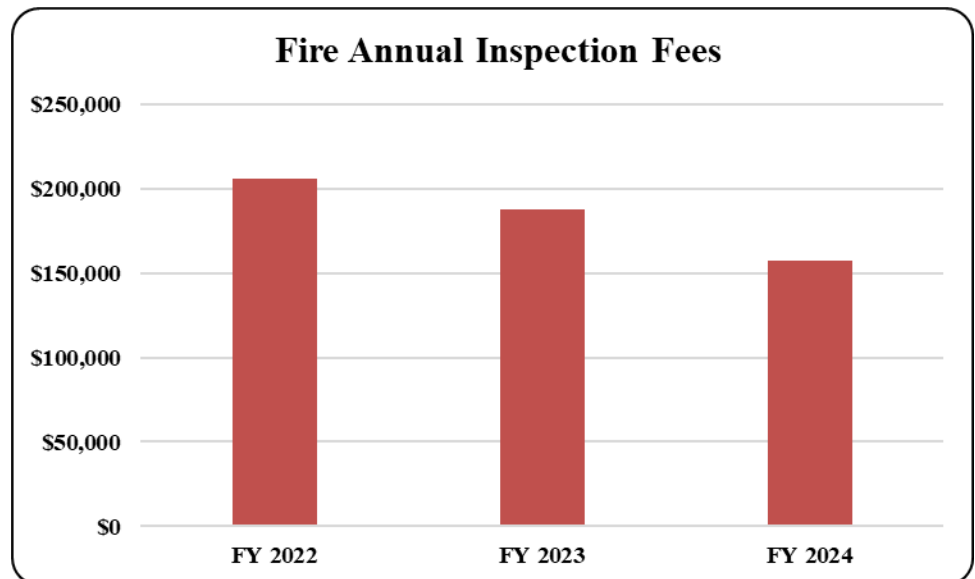
##### Revenue Code:

FD1000 General Fund / RC00332 - Fire Inspection Fees

##### Revenue History

FY 2022	\$206,050
FY 2023	\$187,960
FY 2024	\$157,030

Figures for the most recent year are unaudited.





# 2024 Revenue Manual

## *General Fund Revenues*



### **Fire Initial Inspection Fees**

#### **Responsible Department: Fire**

Prior to opening for business, all commercial occupancies must pay a fire code inspection fee at the time a Certificate of Occupancy application is submitted to the Building Inspections Division. The fee is \$50 per commercial entity.

The enabling legislation is City Ordinances 92-31 and 12-021, and Resolutions 01-144 and 08-370.

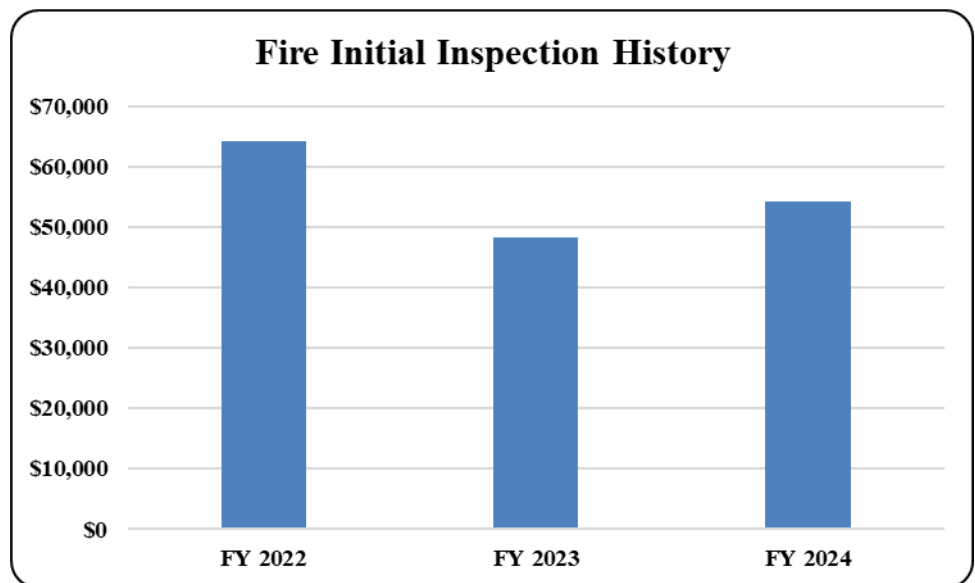
#### **Revenue Code:**

FD1000 General Fund / RC00229 - Fire Initial Inspection

#### **Revenue History**

FY 2022	\$64,318
FY 2023	\$48,350
FY 2024	\$54,350

Figures for the most recent year are unaudited.







# 2024 Revenue Manual

## *General Fund Revenues*



### **Fire Permit Fees**

#### **Responsible Department: Fire**

Businesses with certain hazardous processes and contractors installing fire and life safety systems must obtain a permit prior to initiating the process or beginning the installation of fire alarm and extinguishing systems. The starting fees range from \$75 - \$1,000, depending on the size of the facility and nature of the potential hazard.

The controlling legislation is found in City Ordinances 92-31, 98-140, 08-086, and 12-021, and Resolutions 08-370 and 10-255.

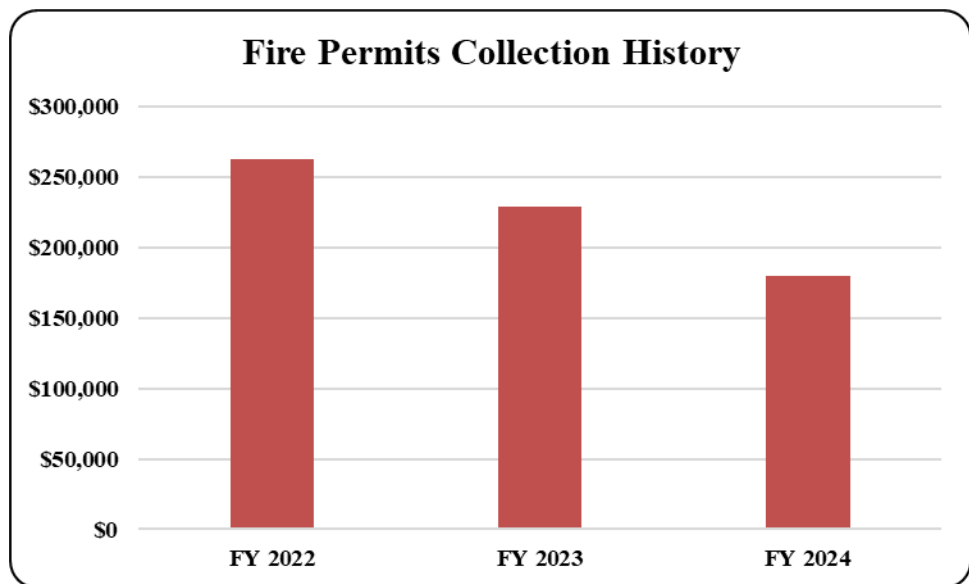
#### **Revenue Code:**

FD1000 General Fund / RC00330 - Fire Permit Fees

#### **Revenue History**

FY 2022	\$262,556
FY 2023	\$229,222
FY 2024	\$179,542

Figures for the most recent year are unaudited.





# 2024 Revenue Manual

## General Fund Revenues



### Fire Overtime and Re-Inspection Fees

#### **Responsible Department: Fire**

This fee is collected for fire code inspection of a building or structure, and/or for fire-watch standbys, that are conducted after the normal workday schedule at the request of the customer. This type of inspection typically occurs on new construction projects or other non-emergency call-in requests. The fee varies but is \$200 minimum per inspection.

The controlling legislation is found in City Ordinances 92-31, 98-140, and 12-021.

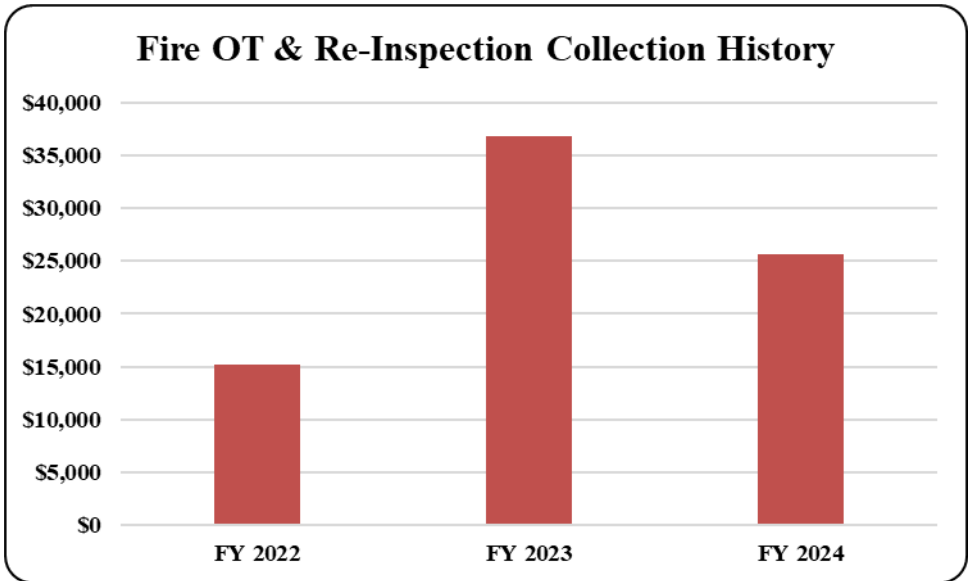
#### **Revenue Code:**

FD1000 General Fund / RC00331 - Overtime & Re-Inspection Fees

#### **Revenue History**

FY 2022	\$15,177
FY 2023	\$36,791
FY 2024	\$25,621

Figures for the most recent year are unaudited.





# 2024 Revenue Manual

## *General Fund Revenues*



### **Fire Operational Permits**

#### **Responsible Department: Fire**

Operational permits allow an entity to operate aspects of a facility that present unique fire and life safety risks beyond those of general office and commercial space. Examples include industrial painting, storage of hazardous materials, and assemblies of large groups of people. All permits described in Section 105.6 of the International Fire Code, 2021 Edition, as adopted and published by the International Code Council, relative to operational permits are included in this revenue.

The controlling legislation is found in City Ordinance 10-068 and Resolution 10-255.

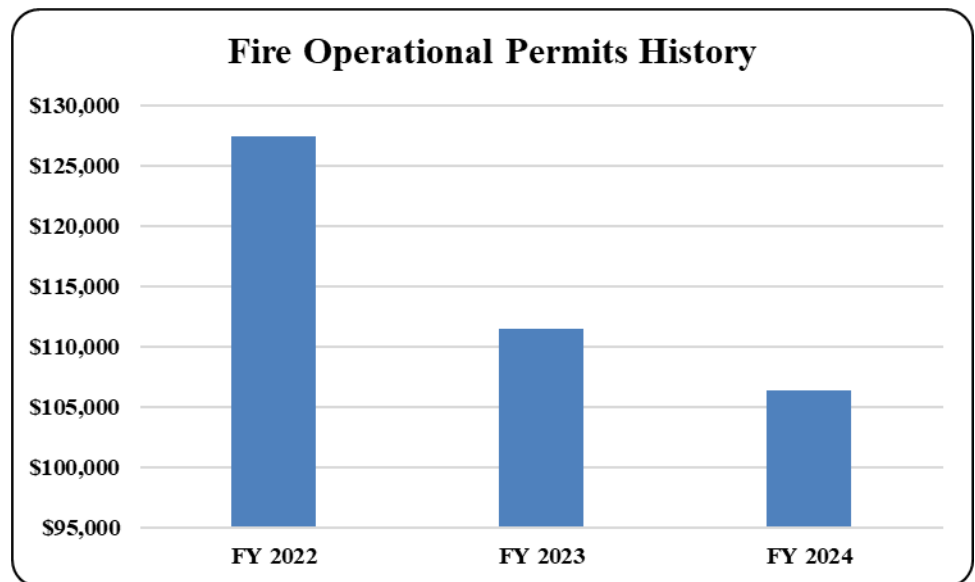
#### **Revenue Code:**

FD1000 General Fund / RC00333 - Fire Operational Permits

#### **Revenue History**

FY 2022	\$127,480
FY 2023	\$111,482
FY 2024	\$106,375

Figures for the most recent year are unaudited.



The header features a green background with a pattern of US currency, including a large '100' and the word 'HUNDRED' visible on the right side.

# 2024 Revenue Manual

## *General Fund Revenues*





# 2024 Revenue Manual

## *General Fund Revenues*



### *Library Services*

#### Library Fines

**Responsible Department: Library Services**

These fines are assessed for failure to return library materials after the loan period has expired. Library fines include payments for lost or damaged materials, and the associated processing fees. The fines vary by type of material and the length of time they are in overdue status.

The enabling legislation is contained in Resolutions 81-227, 87-105, 92-340, 01-147, 01-714, 12-059, 13-067, 16-252, 21-272, 23-360, and 23-254.

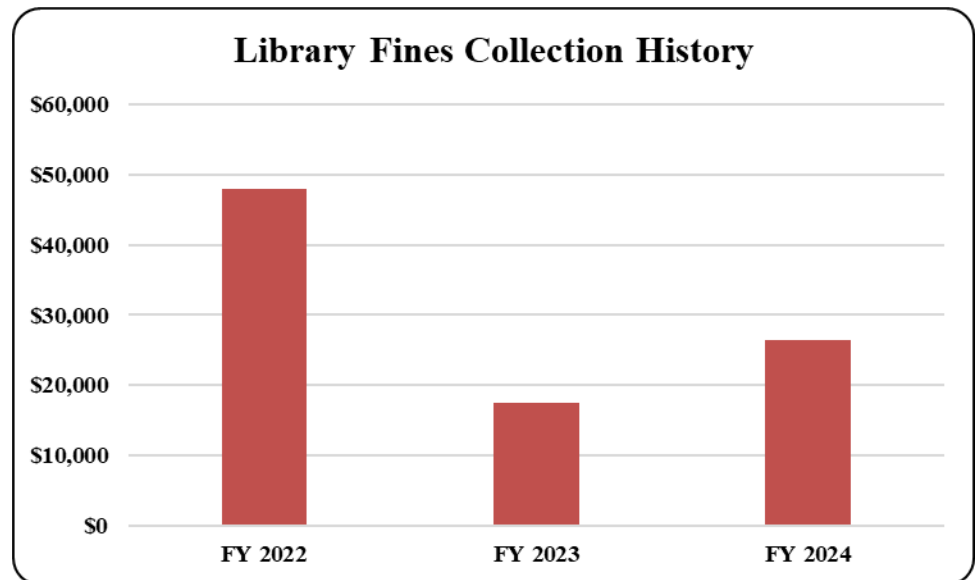
#### **Revenue Code:**

FD1000 General Fund - RC00364 - Library Fines

#### **Revenue History**

FY 2022	\$47,974
FY 2023	\$17,486
FY 2024	\$26,428

Figures for the most recent year are unaudited.





# 2024 Revenue Manual

## General Fund Revenues



### Library Cards for Non-Residents

#### **Responsible Department: Library Services**

These annual fees were re-introduced for FY 2012 after recent changes in state law which allow libraries to recover costs associated with providing services to non-residents. The fees are as follows:

- Non-resident card, equivalent to limits for residents - \$50
- Non-resident guest pass for one session on public personal computers - \$1

The enabling legislation is contained in Resolution 11-347, 12-059, and 23-254.

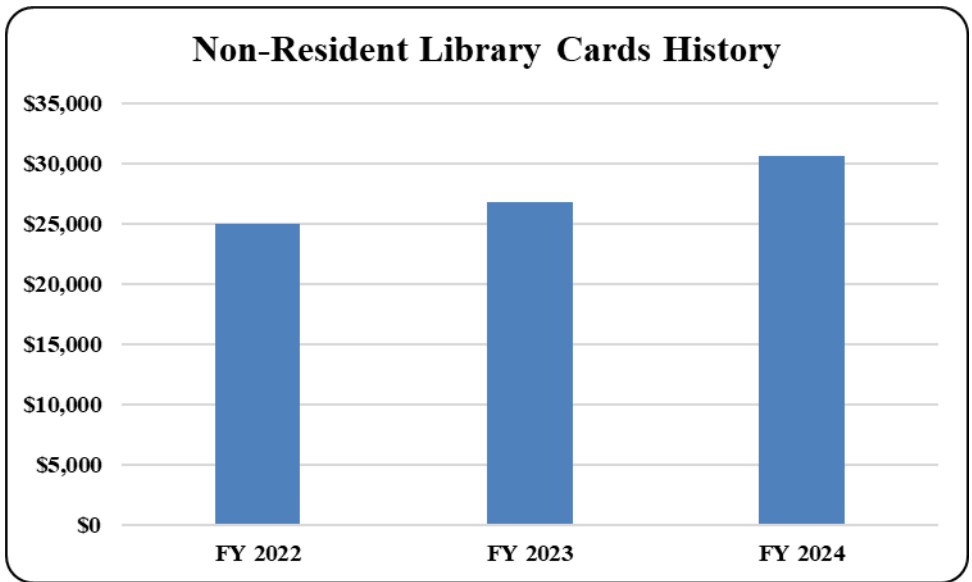
#### **Revenue Code:**

FD1000 General Fund / RC00250 - Library Cards/Non-Residents

#### **Revenue History**

FY 2022	\$24,987
FY 2023	\$26,763
FY 2024	\$30,600

Figures for the most recent year are unaudited.







# 2024 Revenue Manual

## General Fund Revenues



### ***Municipal Court***

#### **Criminal Justice Tax Administration Fee**

#### **Responsible Department: Municipal Court**

Effective January 1, 2020, the City receives 10% of state-mandated court costs for collection on the following items: Civil Justice Fee, Compensation to Victims of Crime, Fugitive Apprehension, Consolidated Court Costs, State Juror Fee, Traffic Fee, and Indigent Defense Representation. Effective September 1, 2019, the City receives 4% of state-mandated court costs for collection of a State Traffic Fine of \$50 on each conviction. Effective January 1, 2020, the City receives 10% of a state-mandated consolidated court cost of \$62 for each conviction.

For cases filed on or before December 31, 2003, court cost assessments varied depending on the offense and maximum fine, except for parking and pedestrian offenses. For cases filed on or after January 1, 2020, the state-mandated court cost for all Class C cases is \$62 regardless of maximum possible fine, except for parking and pedestrian offenses.

The controlling statutes are City Ordinance 19-064, State Transportation Code 542.4031, and Local Government Code 133.058.

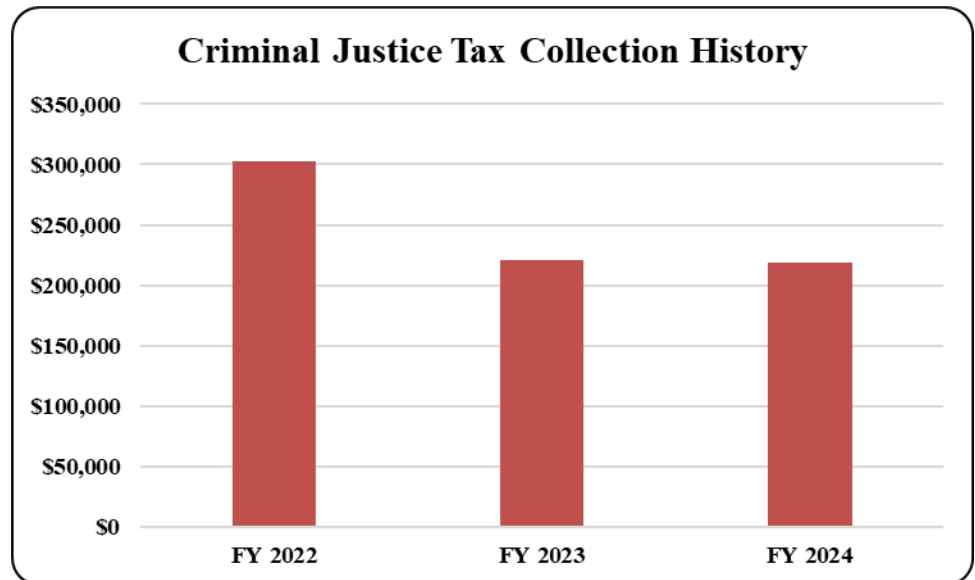
#### **Revenue Code:**

FD1000 General Fund / RC00342 - Criminal Justice Fee

#### **Revenue History**

FY 2022	\$302,183
FY 2023	\$221,076
FY 2024	\$218,210

Figures for the most recent year are unaudited.





# 2024 Revenue Manual

## *General Fund Revenues*



### **Municipal Court Fines**

#### **Responsible Department: Municipal Court**

The City's Municipal Court receives revenues from citations issued for violations (up to and including the Class C misdemeanor level) of the City's codes and ordinances, the state's Uniform Traffic Code, and other provisions of state law. The fine amounts vary according to the specifications contained in the applicable legislation.

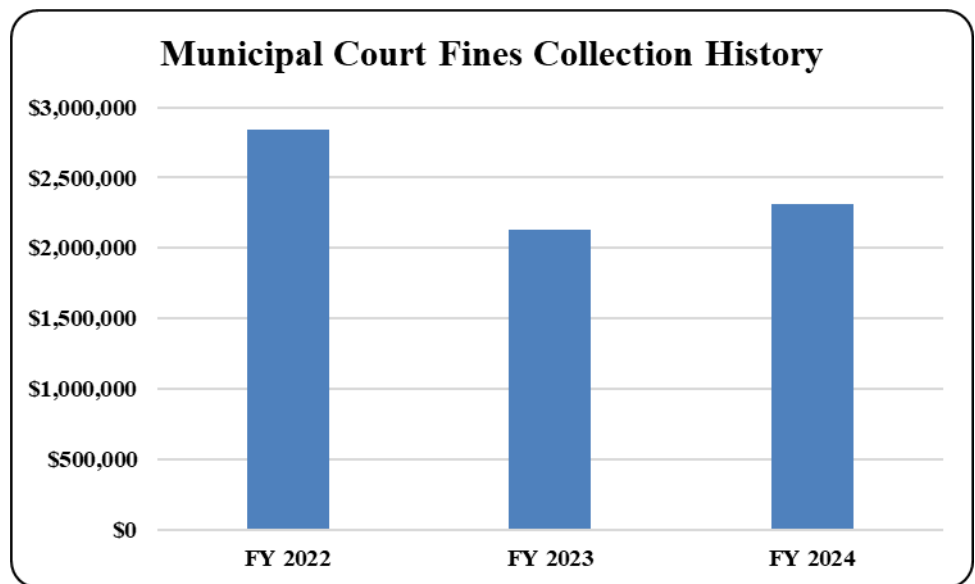
#### **Revenue Codes:**

FD1000 General Fund / RC00343 - Municipal Court  
FD1000 General Fund / RC00344 - Municipal Court Child Safety Fee  
FD1000 General Fund / RC00345 - Municipal Court Uniform Traffic Act Fee  
FD1000 General Fund / RC00348 - Municipal Court/Issue Fee

#### **Revenue History**

FY 2022	\$2,841,733
FY 2023	\$2,125,615
FY 2024	\$2,314,851

Figures for the most recent year are unaudited.





# 2024 Revenue Manual

## *General Fund Revenues*



### *Parks & Recreation*

#### **Animal Adoption Fees, Animal Awareness/Safety Program -Parks**

**Responsible Department:** Parks and Recreation Department

These fees are charged to cover costs associated with the administration of the animal adoption and animal safety programs provided by the City and vary by the type of services requested. For a complete list of services and associated costs, contact the Parks and Recreation Department.

The enabling legislation is City Ordinance 90-86 and Resolutions 83-250, 85-718, 94-373, 02-490, 07-770 and 09-273.

#### **Revenue Codes:**

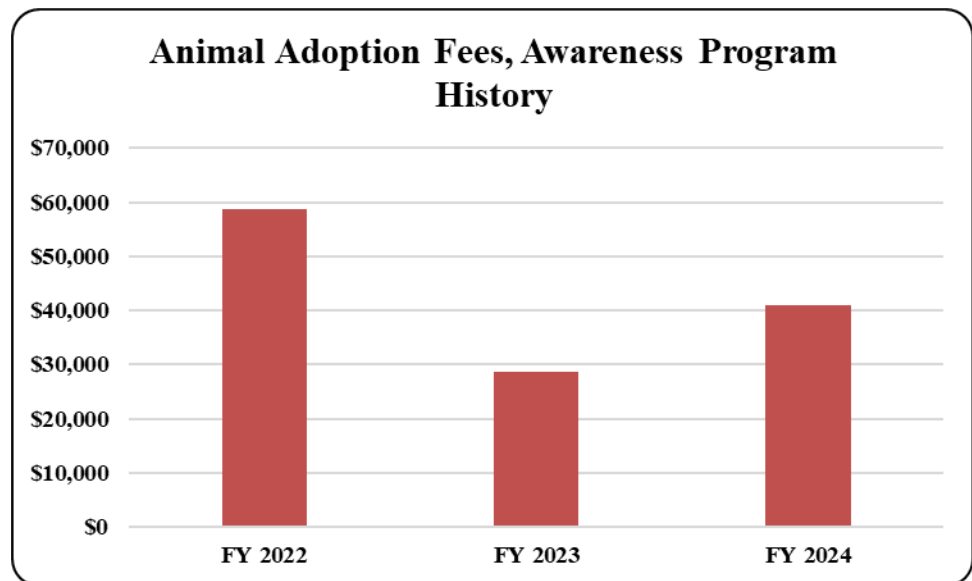
FD1000 General Fund / RC00172 - Adoption Fees

FD1000 General Fund / RC00171 - Animal Awareness/Safety Program

#### **Revenue History**

FY 2022	\$58,822
FY 2023	\$28,685
FY 2024	\$40,848

Figures for the most recent year are unaudited.





# 2024 Revenue Manual

## General Fund Revenues



### Deceased Animal Pick-Up, Veterinary Services -Parks

#### **Responsible Department: Parks and Recreation Department**

This fee is charged for dead animal pick-up requests from the public. The fee is \$24 per pick-up call. Fees are also charged for various services offered by the on-site veterinarian at the Arlington Animal Services Center. The fees vary by type and size of animal and the specific services requested. For a complete list of services and associated costs, contact the Parks and Recreation Department.

The enabling legislation is contained in City Ordinances 90-86 and 07-095, and Resolutions 02-490, 07-095, 07-770, 08-093, 09-273, 10-252 and 12-143.

#### **Revenue Codes:**

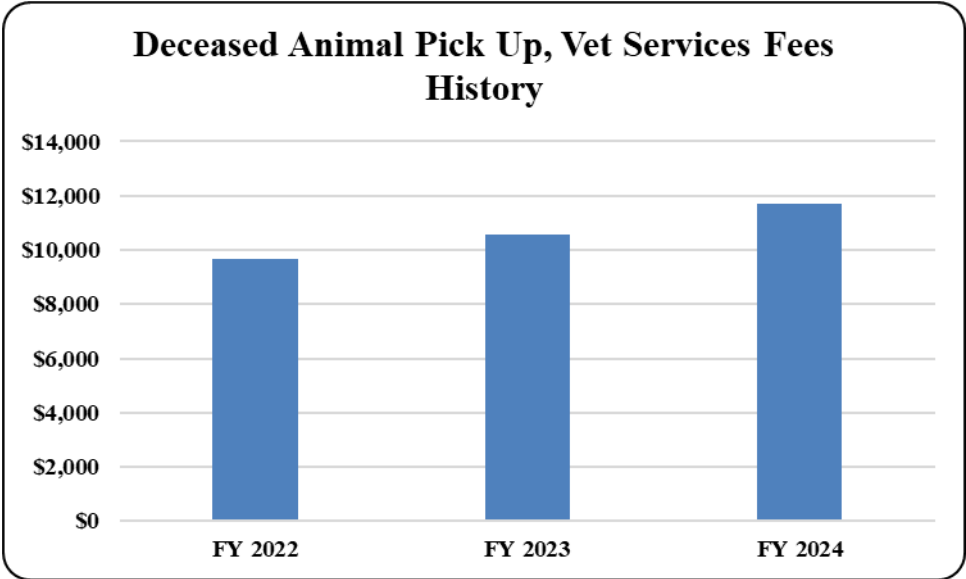
FD1000 General Fund / RC00328 - Deceased Animal Pick-Up

FD1000 General Fund / RC00185 - Vet Services

#### **Revenue History**

FY 2022	\$9,665
FY 2023	\$10,567
FY 2024	\$11,682

Figures for the most recent year are unaudited.





# 2024 Revenue Manual

## *General Fund Revenues*



### Euthanasia Fees -Parks

#### **Responsible Department: Parks and Recreation Department**

The City provides euthanasia services to the public for animals that no longer enjoy a quality of life due to age, illness, or injury. The fee is \$15 for cats and \$15-\$45 for dogs, depending on weight.

The controlling legislation is contained in Resolutions 02-490 and 07-770.

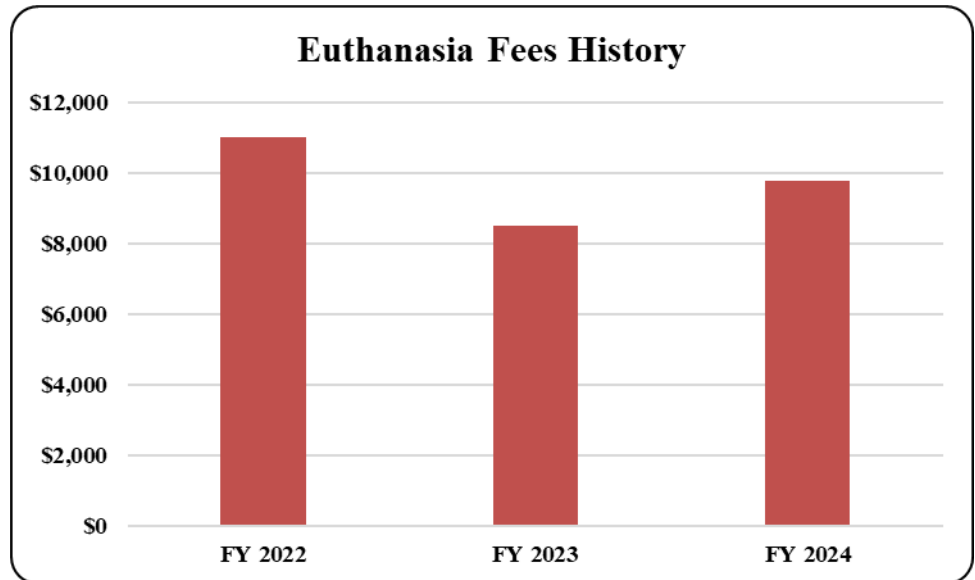
#### **Revenue Code:**

FD1000 General Fund / RC00327 - Euthanasia Fees

#### **Revenue History**

FY 2022	\$11,011
FY 2023	\$8,520
FY 2024	\$9,770

Figures for the most recent year are unaudited.





# 2024 Revenue Manual

## General Fund Revenues



### Impoundment Fees -Parks

**Responsible Department:** Parks and Recreation Department

These fees are charged to cover costs associated with the administration of animal impoundment activities provided by the City and vary by type and size of animal and the specific services required. For a complete list of services and associated costs, contact the Parks and Recreation Department.

The enabling legislation is City Ordinance 90-86 and Resolutions 85-718, 94-323, 07-770 and 10-252.

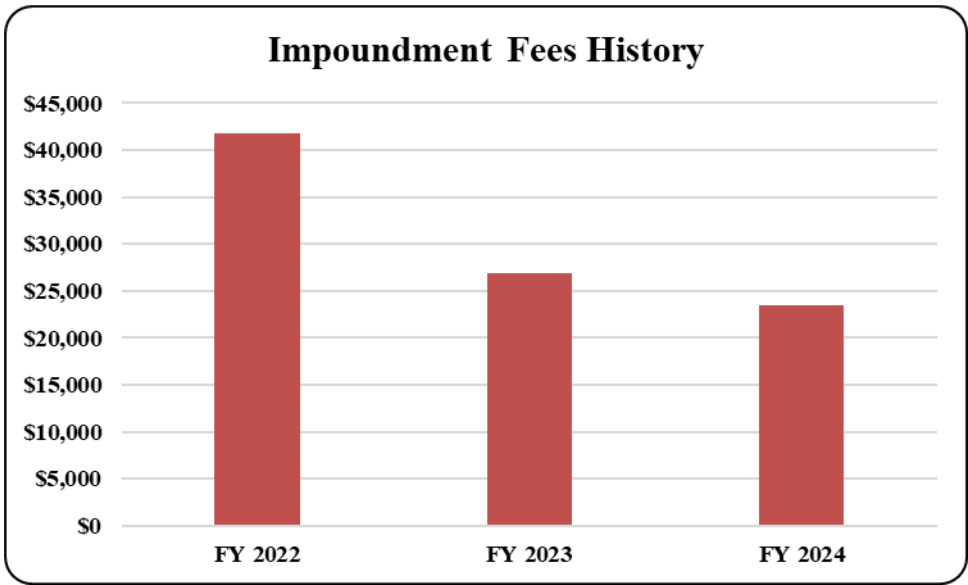
### **Revenue Code:**

FD1000 General Fund / RC00226 - Impoundment Fees

### **Revenue History**

FY 2022	\$41,826
FY 2023	\$26,868
FY 2024	\$23,514

Figures for the most recent year are unaudited.







# 2024 Revenue Manual

## *General Fund Revenues*



### **Dog and Cat Licenses -Parks**

#### **Responsible Department: Parks and Recreation**

The City issues an annual license for all dogs and cats owned as pets within the City. The fees vary depending on the altered status of the animal, and classification as a dangerous animal. For a complete list of services and associated costs, contact the Parks and Recreation Department.

The controlling statutes are City Ordinance 90-86 and Resolutions 85-718, 92-659, 07-770 and 09-273.

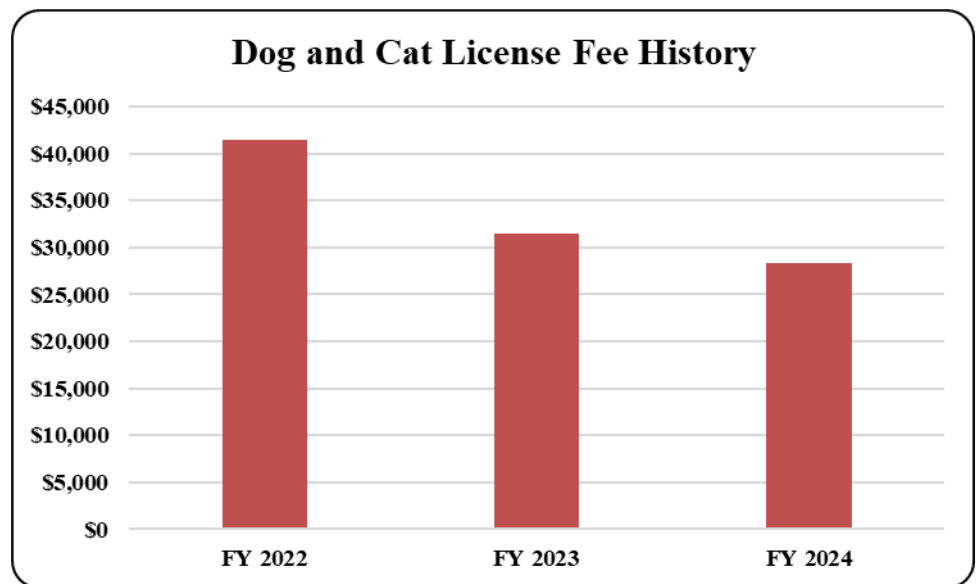
#### **Revenue Code:**

FD1000 General Fund / RC00326 - Dog and Cat License

#### **Revenue History**

FY 2022	\$41,465
FY 2023	\$31,518
FY 2024	\$28,303

Figures for the most recent year are unaudited.





# 2024 Revenue Manual

## General Fund Revenues



### Park Bond Fund Reimbursements

**Responsible Department:** Parks and Recreation, Finance

These annual transfers from Park Bond Funds reimburse expenses incurred by the staff of Parks’ Planning and Capital Improvements Division in the General Fund and reimburse only those expenditures that are directly related to bond-funded capital improvements.

The enabling legislation is the adopted annual budget.

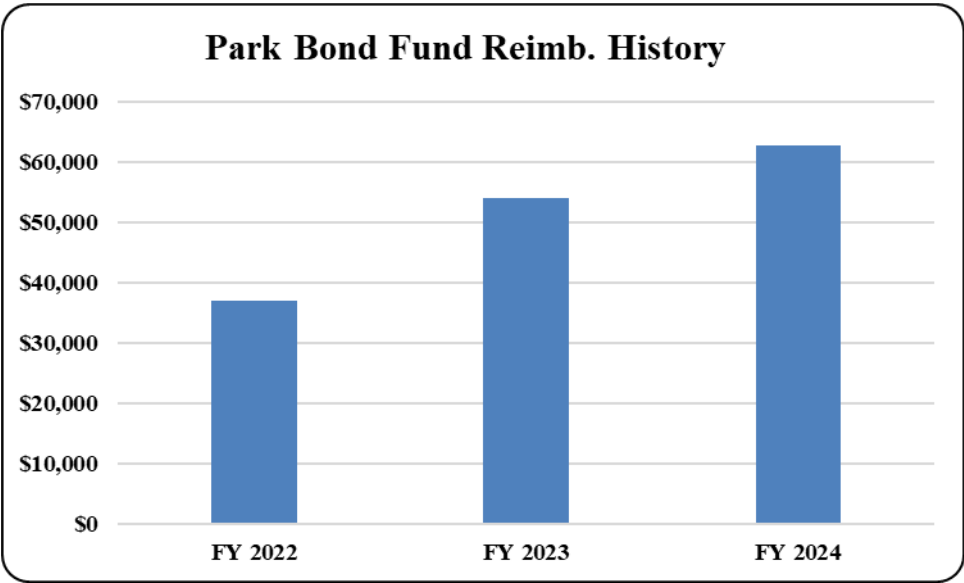
### **Revenue Code:**

FD1000 General Fund / RC00156 - Park Bond Fund

### **Revenue History**

FY 2022	\$36,991
FY 2023	\$53,940
FY 2024	\$62,780

Figures for the most recent year are unaudited.





# 2024 Revenue Manual

## General Fund Revenues



### Police Department

#### Police Administrative Services and Towing

**Responsible Department: Police**

These fees are charged for various types of services offered by the Arlington Police Department, including:

- Good Conduct Letter (\$5)
- Local Criminal History Background Check (\$5)
- Copy of Police Report (\$0.10 per page)
- Fingerprint Processing (\$10 per card)
- Door-to-Door Selling License (\$10, intra-state only; an additional \$11 if fingerprint card is needed)
- Accident Report (\$6); Certified Copy (\$8)
- Non-Consent Towing Permit, Business License - \$200
- Non-Consent Towing Permit, per Wrecker Truck - \$20
- Non-Consent Towing Permit, per Driver - \$15
- Non-Consent Towing Permit, Late Fee - \$25 (plus applicable pro-rated fees)

#### **Revenue Codes:**

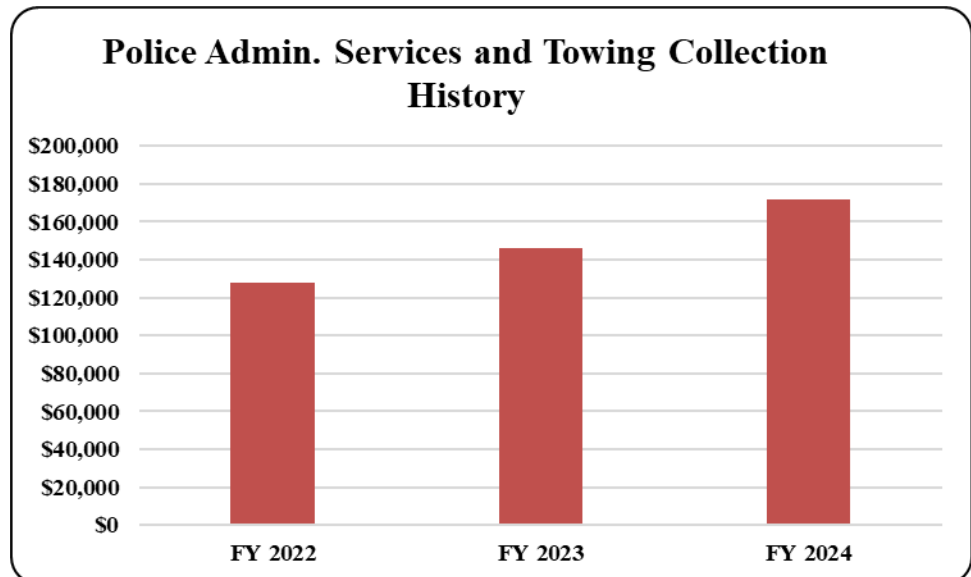
FD1000 General Fund / RC00224 - Police Admin Services Revenue

FD1000 General Fund / RC00228 - Police Towing Fees

#### **Revenue History**

FY 2022	\$128,060
FY 2023	\$146,189
FY 2024	\$171,525

Figures for the most recent year are unaudited.





# 2024 Revenue Manual

## *General Fund Revenues*



### **AISD - SRO Program**

**Responsible Department: Police, Finance**

This payment from AISD is pursuant to an annual contract between the City and the school district, whereby the City provides police officers (School Resource Officers, or SROs) for AISD schools. It is paid in ten monthly installments throughout the school year.

The enabling documents are the annual contract between the City and AISD, and the adopted annual budget.

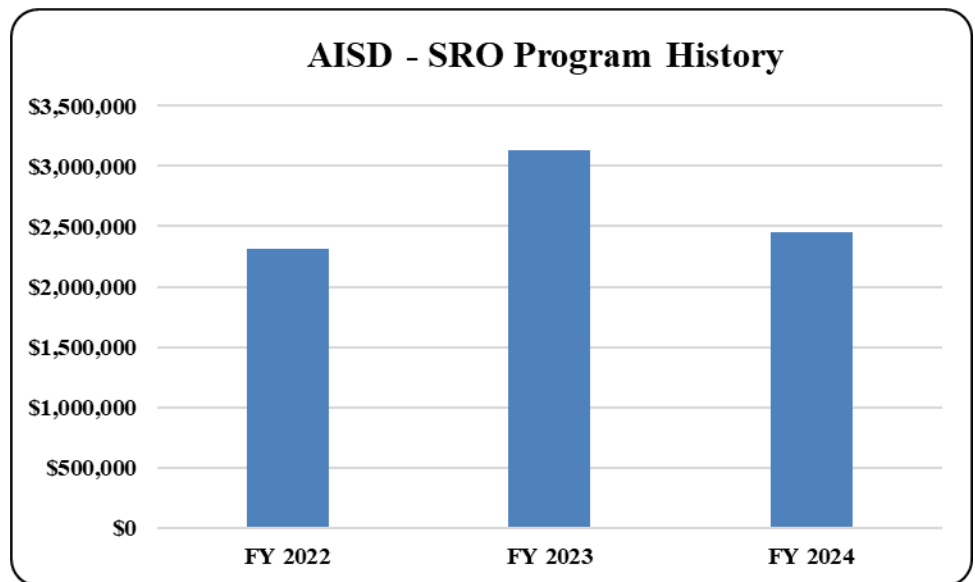
### **Revenue Code:**

FD1000 General Fund / RC00366 - Contribution to/from AISD

### **Revenue History**

FY 2022	\$2,316,196
FY 2023	\$3,127,873
FY 2024	\$2,450,954

Figures for the most recent year are unaudited.





# 2024 Revenue Manual

## *General Fund Revenues*



### **Burglar Alarm Permits and Fees**

#### **Responsible Department: Police**

Businesses and residential sites operating an alarm system must obtain a permit for the system. Under the conditions of the enabling ordinance, these sites must also pay a fee for each false alarm call after being granted three (3) free false alarm responses within any one-year period. The annual permit fee is \$50. Operating an alarm system without a permit is subject to a citation of up to \$500. False alarm fees are \$50 per call for the fourth and fifth false alarm, \$75 per call for the sixth and seventh, and \$100 per call for the eighth or more, within the one-year period.

Persons age 65+ or veterans with a 100% disability rating are exempt from the \$50 permit fee, but are still required to obtain the permit, and are also subject to the false alarm fees.

The controlling legislation is found in City Ordinance 14-029.

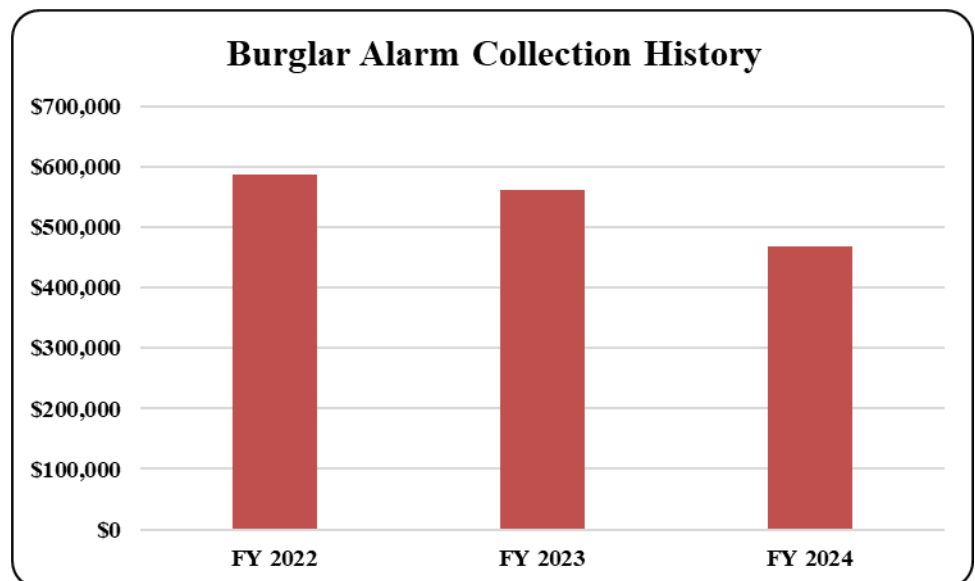
#### **Revenue Code:**

FD1000 General Fund / RC00092 - Burglar Alarm Permits

#### **Revenue History**

FY 2022	\$587,426
FY 2023	\$562,571
FY 2024	\$468,472

Figures for the most recent year are unaudited.



The header features a green background with a pattern of US dollar bills. The text is centered in white.

# 2024 Revenue Manual

## *General Fund Revenues*







# 2024 Revenue Manual

## General Fund Revenues



### Public Works

#### Abandonment Fees

##### Responsible Department: Public Works

This fee reimburses the City for the time and resources expended by City staff for processing an easement, alley or street right-of-way abandonment request. The fee is \$400 per request if processed by separate instrument, and \$300 per request if processed by plat.

The controlling legislation is found in City Ordinances 14-025 and 14-241.

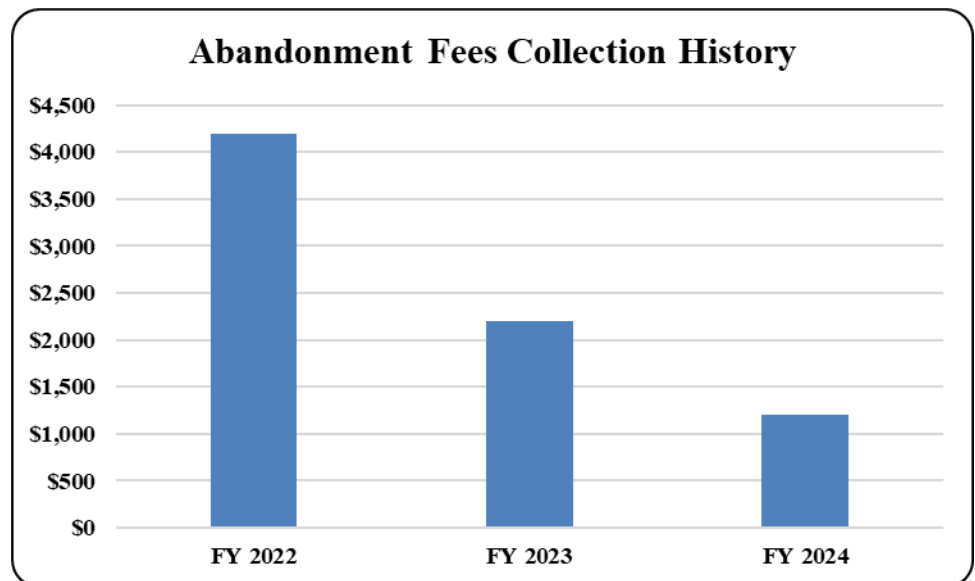
##### Revenue Code:

FD1000 General Fund / RC00323 - Abandonment Fees

##### Revenue History

FY 2022	\$4,200
FY 2023	\$2,200
FY 2024	\$1,200

Figures for the most recent year are unaudited.





# 2024 Revenue Manual

## *General Fund Revenues*



### Inspection Transfers

#### **Responsible Department: Public Works**

These revenues are transfers from various bond funds to reimburse the General Fund for inspection expenses incurred by the Department of Public Works and Transportation that are directly related to capital improvement projects.

The enabling legislation is the adopted annual budget.

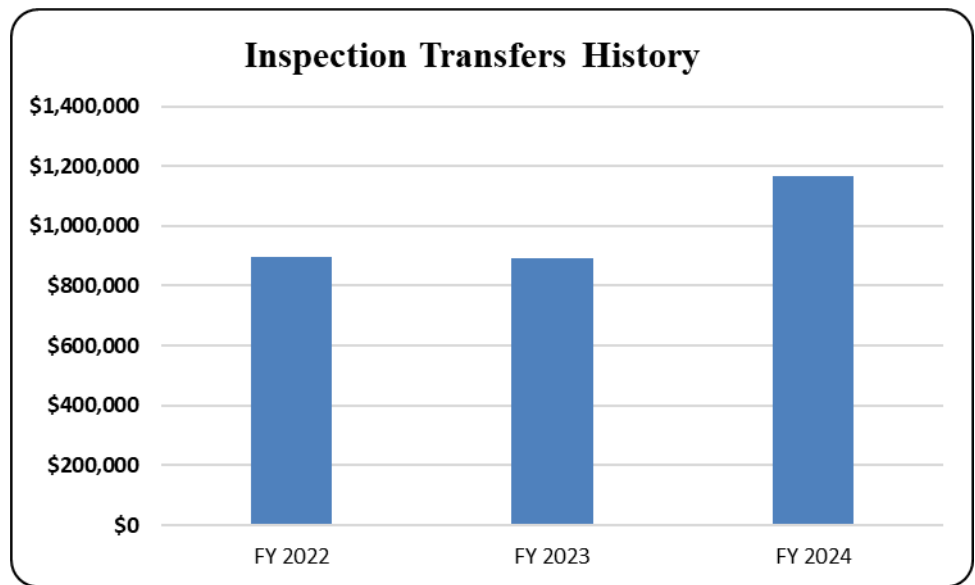
#### **Revenue Code:**

FD1000 General Fund / RC00233 - Inspection Transfer

#### **Revenue History**

FY 2022	\$894,444
FY 2023	\$890,491
FY 2024	\$1,167,364

Figures for the most recent year are unaudited.





# 2024 Revenue Manual

## *General Fund Revenues*



### Service Charges – Bond Projects

#### **Responsible Department: Public Works**

These revenues are transfers from various bond funds to reimburse the General Fund for engineering service expenses incurred by the Public Works department that are directly related to capital improvement projects.

The enabling legislation is the adopted annual budget.

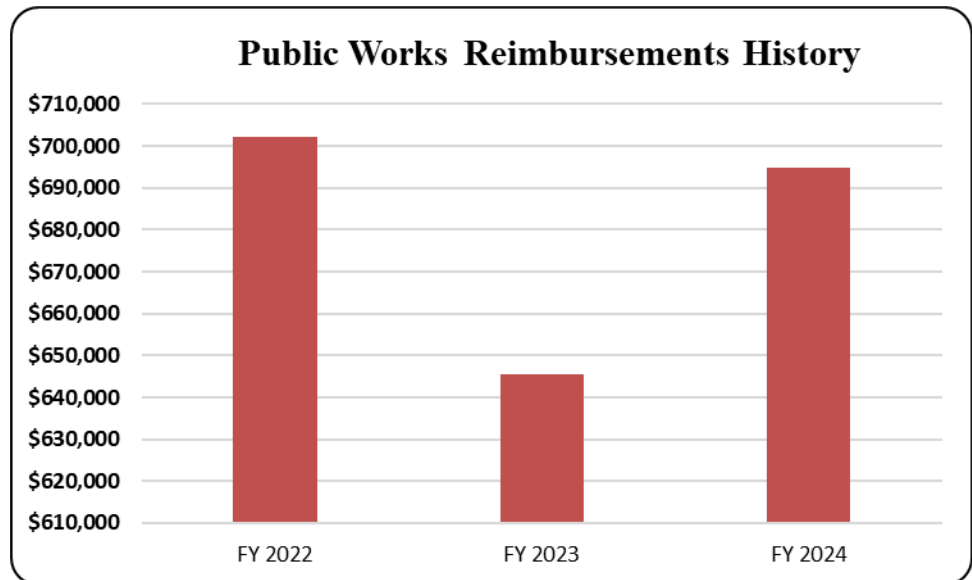
#### **Revenue Code:**

FD1000 General Fund / RC00163 - Engineering Service Charges - Bond Projects

#### **Revenue History**

FY 2022	\$702,190
FY 2023	\$645,565
FY 2024	\$694,813

Figures for the most recent year are unaudited.





# 2024 Revenue Manual

## *General Fund Revenues*



### **After-Hours Inspection Fee**

#### **Responsible Department: Public Works**

This fee is charged by the Public Works Department for inspections services for public facilities related to capital improvement projects or gas pipeline work within public rights-of-way that are performed after normal business hours or on City holidays. The fee is set at \$75 per hour; with a 2-hour minimum. Contractors requesting inspection services outside of the City's normal business hours are required to submit a non-refundable fee of \$150 and are invoiced for the actual number of hours worked, in 15-minute increments exceeding two hours after the work has been performed.

The enabling legislation is in the health and building code sections of the City Code.

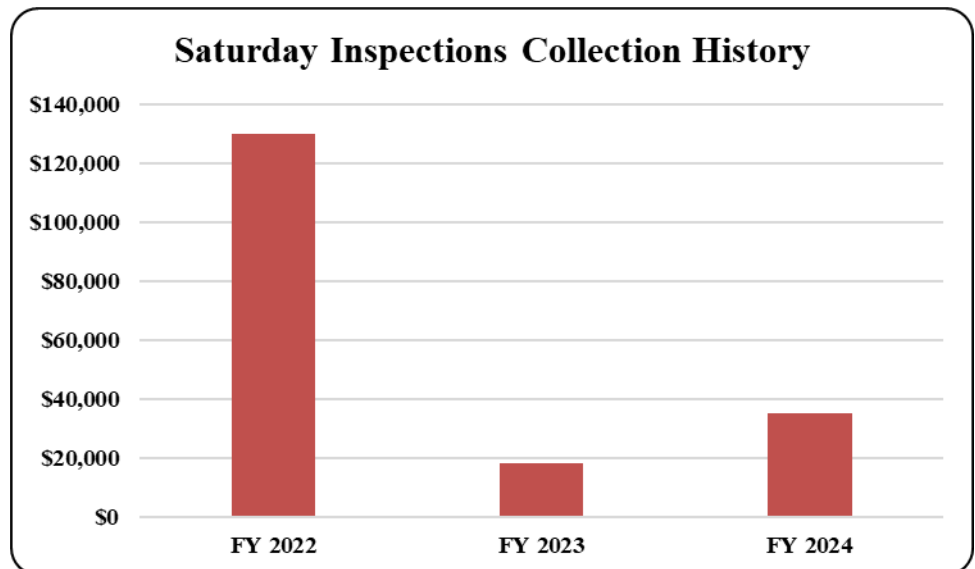
#### **Revenue Code:**

FD1000 General Fund / RC00313 - Saturday Inspection Fee

#### **Revenue History**

FY 2022	\$130,106
FY 2023	\$18,440
FY 2024	\$35,136

Figures for the most recent year are unaudited.





# 2024 Revenue Manual

## *General Fund Revenues*



### State Reimbursement - Traffic Signals

#### **Responsible Department: Public Works**

This reimbursement from the Texas Department of Transportation covers a portion of the costs for maintenance and operation of the City's traffic signals located on state facilities.

The enabling legislation is Resolution 07-109.

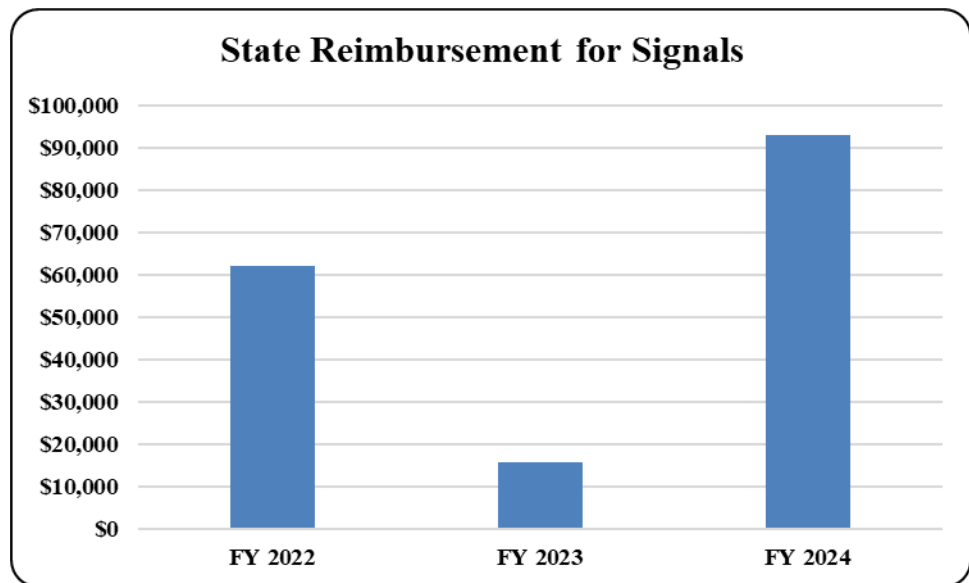
#### **Revenue Code:**

FD1000 General Fund / RC00369 - State – Grants

#### **Revenue History**

FY 2022	\$62,130
FY 2023	\$15,532
FY 2024	\$93,194

Figures for the most recent year are unaudited.





# 2024 Revenue Manual

## *General Fund Revenues*



### Survey Transfers

#### **Responsible Department: Public Works**

These revenues are transfers from various bond funds to reimburse the General Fund for surveying expenses incurred by the Public Works department that are directly related to capital improvement projects.

The enabling legislation is the adopted annual budget.

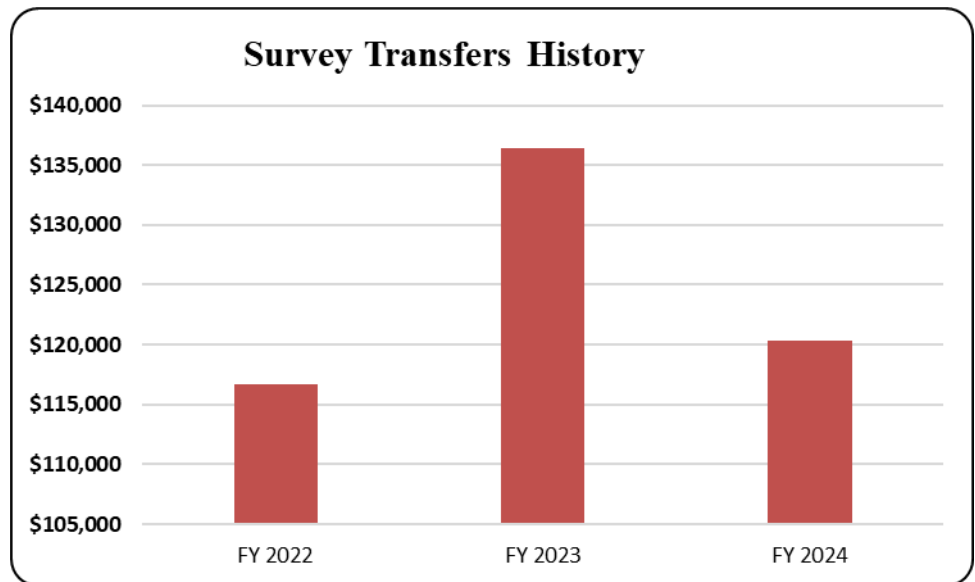
#### **Revenue Code:**

FD1000 General Fund / RC00235 - Survey Transfer

#### **Revenue History**

FY 2022	\$116,713
FY 2023	\$136,468
FY 2024	\$120,300

Figures for the most recent year are unaudited.







# 2024 Revenue Manual

## *General Fund Revenues*



### Transportation Bond Fund Reimbursements

**Responsible Department: Public Works and Finance**

These annual transfers from transportation bond funds reimburse expenses incurred by the Public Works department in the administration of bond-funded capital projects.

The enabling legislation is the adopted annual budget.

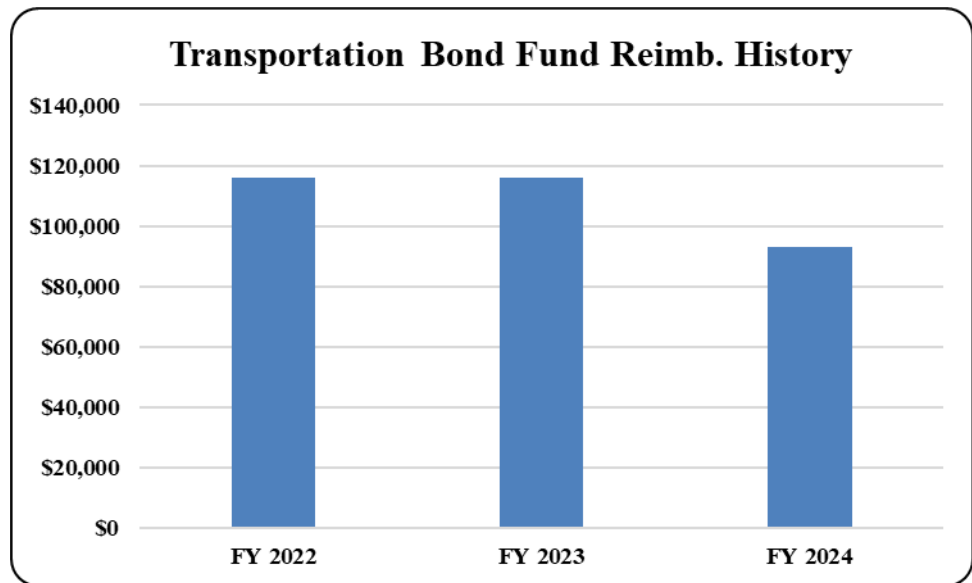
### **Revenue Code:**

FD1000 General Fund / RC00254 - Trans Bond-Operating

### **Revenue History**

FY 2022	\$116,000
FY 2023	\$116,000
FY 2024	\$93,194

Figures for the most recent year are unaudited.





# 2024 Revenue Manual

## General Fund Revenues



### Water Department Street Cuts

#### **Responsible Department: Public Works and Transportation**

These revenues are from the Water Utilities Department to reimburse the Public Works Department for the cost of materials needed to restore asphalt roadway surfaces that were cut and removed by crews during the repair or installation of water mains. The fee is \$400 per ton of asphalt in place, with a one ton minimum.

The enabling legislation is the City Code, Streets Chapter.

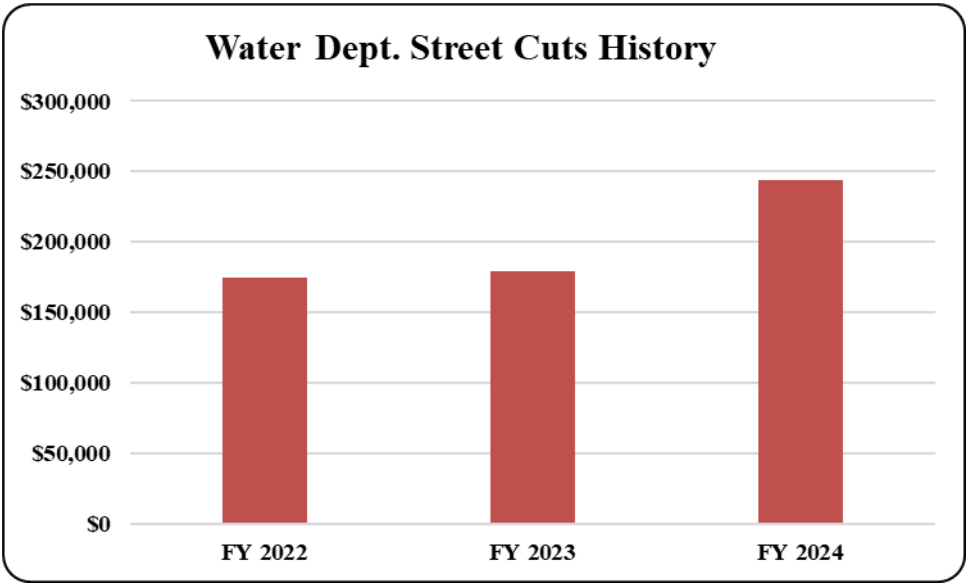
#### **Revenue Code:**

FD1000 General Fund / RC00521 - Water Department Street Cuts

#### **Revenue History**

FY 2022	\$174,764
FY 2023	\$179,632
FY 2024	\$244,296

Figures for the most recent year are unaudited.





# 2024 Revenue Manual

## General Fund Revenues



### Human Resources

#### Recovery of Damages

**Responsible Department: Human Resources**

The City receives revenue from claims paid by outside parties who cause damage to City-owned property. The Risk Management Division of the Human Resources Department oversees all subrogation claims for the recovery of damages from liable outside parties.

Monies received from subrogation are typically credited to the specific fund from which the original purchase of the City property was made. The revenue histories reflected below are those accrued to the General Fund.

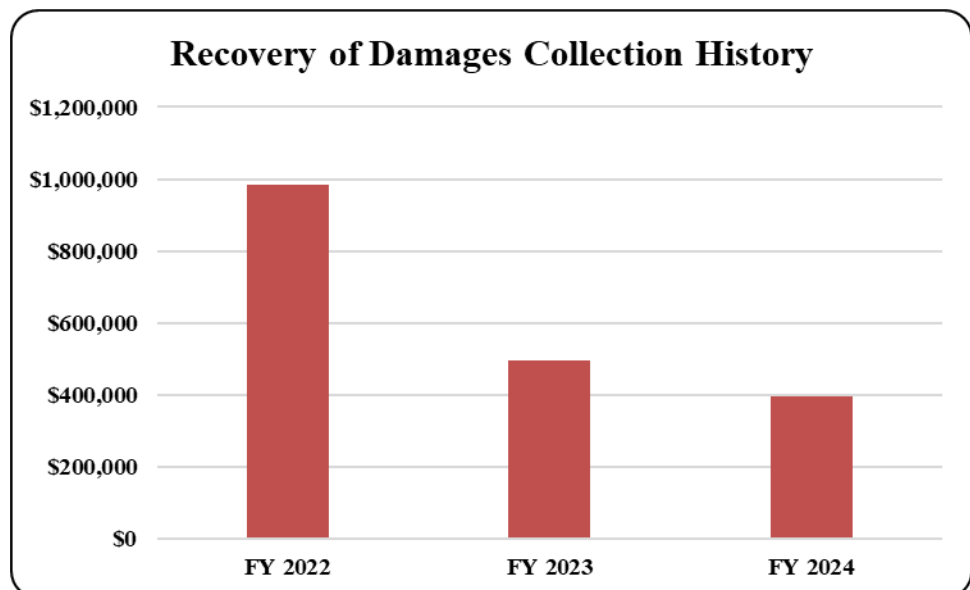
#### **Revenue Code:**

FD1000 General Fund / RC00430 - Risk Management - Damages

#### **Revenue History**

FY 2022	\$983,042
FY 2023	\$494,197
FY 2024	\$395,832

Figures for the most recent year are unaudited.



The header features a green background with a pattern of US dollar bills. The text is centered in white.

# 2024 Revenue Manual

## *General Fund Revenues*





# 2024 Revenue Manual

## General Fund Revenues



### Strategic Initiatives

#### Cell Phone Tower Leases

**Responsible Department:** Office of Strategic Initiatives

The City leases space on its communication towers and other suitable City-owned structures to cellular communications providers for signal repeaters and amplifiers to be placed on the towers. The lease payments vary according to the provisions of the specific lease agreement.

The enabling documentation is contained in the various lease agreement between the City and the cellular providers.

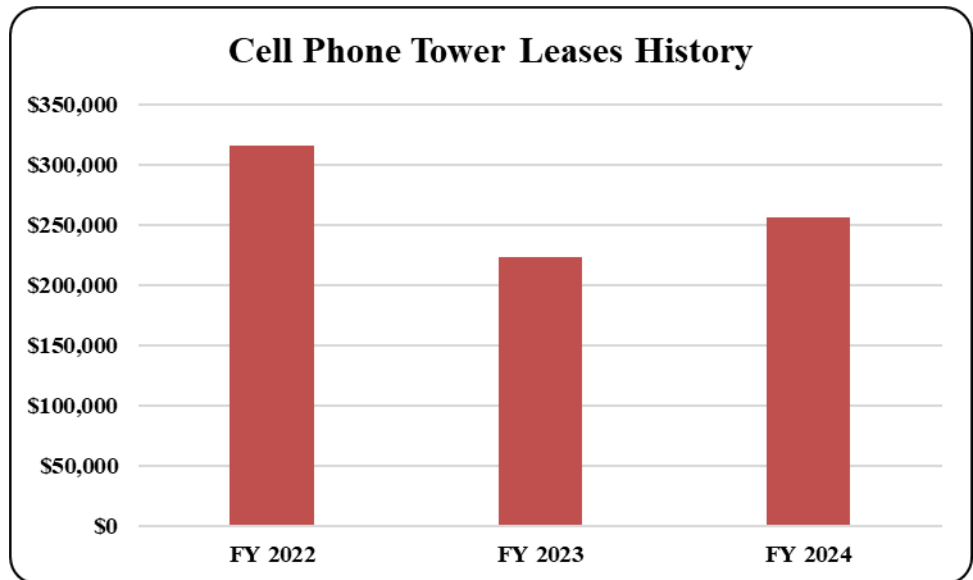
#### **Revenue Code:**

FD1000 General Fund / RC00380 - Cell Tower Lease

#### **Revenue History**

FY 2022	\$315,875
FY 2023	\$222,852
FY 2024	\$256,014

Figures for the most recent year are unaudited.





# 2024 Revenue Manual

## General Fund Revenues



### Real Estate Transfers

**Responsible Department:** Real Estate Services, Office of Strategic Initiatives

These revenues are transfers from various capital project and bond funds to reimburse the General Fund for real estate expenses incurred by Real Estate services and Office of Strategic Initiatives staff that are directly related to capital improvement projects, and gas well and seismic test licensing.

The enabling legislation is the adopted annual budget.

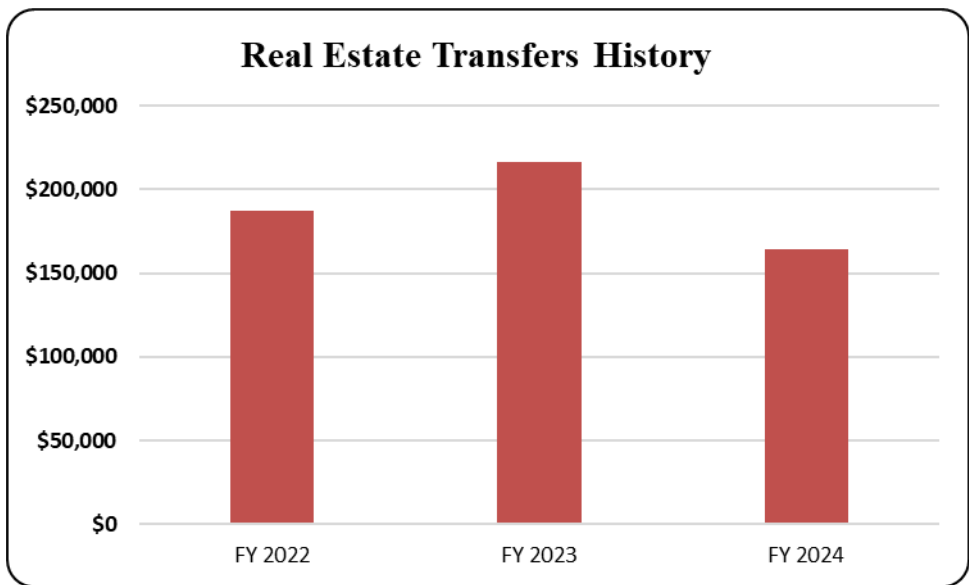
### **Revenue Code:**

FD1000 General Fund / RC00234 - Real Estate Staff Project Chargebacks

### **Revenue History**

FY 2022	\$187,131
FY 2023	\$216,423
FY 2024	\$163,919

Figures for the most recent year are unaudited.







# 2024 Revenue Manual

## *General Fund Revenues*



### Small Cell Permits, Inspections, Rentals

#### **Responsible Department: Office of Strategic Initiatives**

In 2017, the state of Texas established legislation governing the deployment of small cells and associated equipment such as network nodes, node support poles, and transport facilities. This revenue is the collection of fees related to all small cells, small wireless facilities, and associated equipment. Fees are collected for the application review, inspection, and annual rental fees in accordance with state and federal law.

The enabling legislation is Texas Local Government Code Chapter 284, and City of Arlington Resolution No. 19-062.

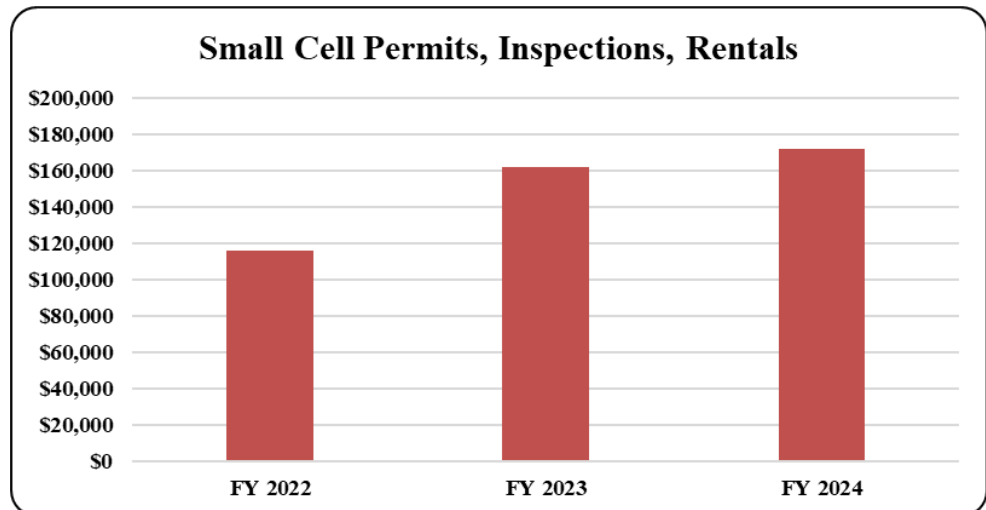
#### **Revenue Code:**

FD1000 General Fund / RC00318 - Small Cell Permit, Inspection, and Rental Fees

#### **Revenue History:**

FY 2022	\$115,784
FY 2023	\$162,199
FY 2024	\$172,328

Figures for the most recent year are unaudited.





# 2024 Revenue Manual

## General Fund Revenues



### Pipeline License Agreements

**Responsible Department: Office of Strategic Initiatives**

These revenues are transfers from the Pipeline License Agreements Fund to reimburse the General Fund for expenses incurred related to the administration of the pipeline license agreements between the City and natural gas companies who lay pipe in the public right-of-way or other city-owned land. The fees and accruing interest can only be used on eligible expenditures related to the administration and oversight of the pipelines per state law. A portion of the time for an OSI real estate representative and the PDS Gas Well team are an eligible expense and staff chargebacks offset the General Fund.

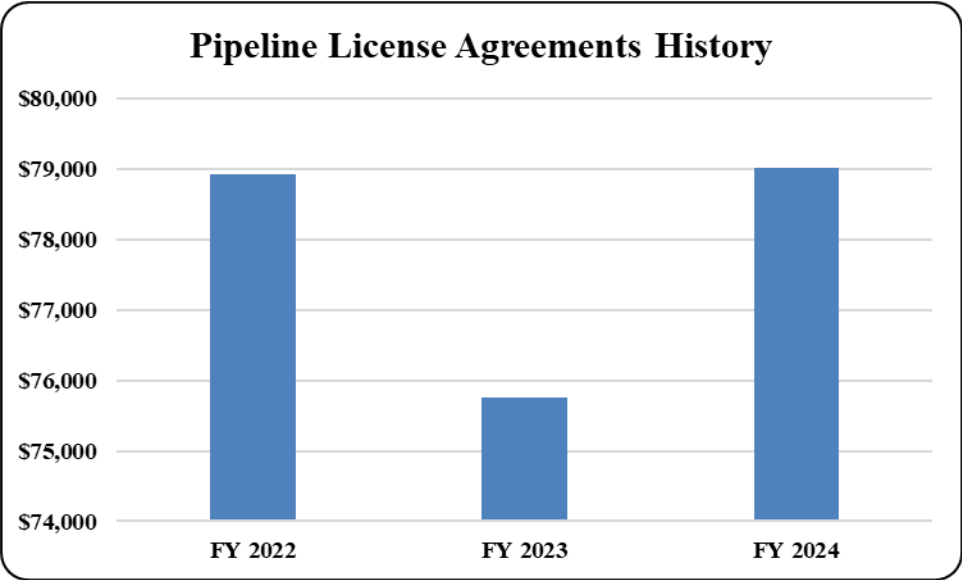
### **Revenue Code:**

FD1000 General Fund / RC00394 - Pipeline License Fund Chargebacks

### **Revenue History**

FY 2022	\$78,925
FY 2023	\$75,755
FY 2024	\$79,016

Figures for the most recent year are unaudited.





# 2024 Revenue Manual

## General Fund Revenues



### Other Revenues

#### Other Licenses and Permits

**Responsible Department:** Various

These revenues are received for services related to licenses and permits that do not fall into one of the specific categories noted above.

The controlling legislation is located throughout the applicable sections of the City's health and safety codes.

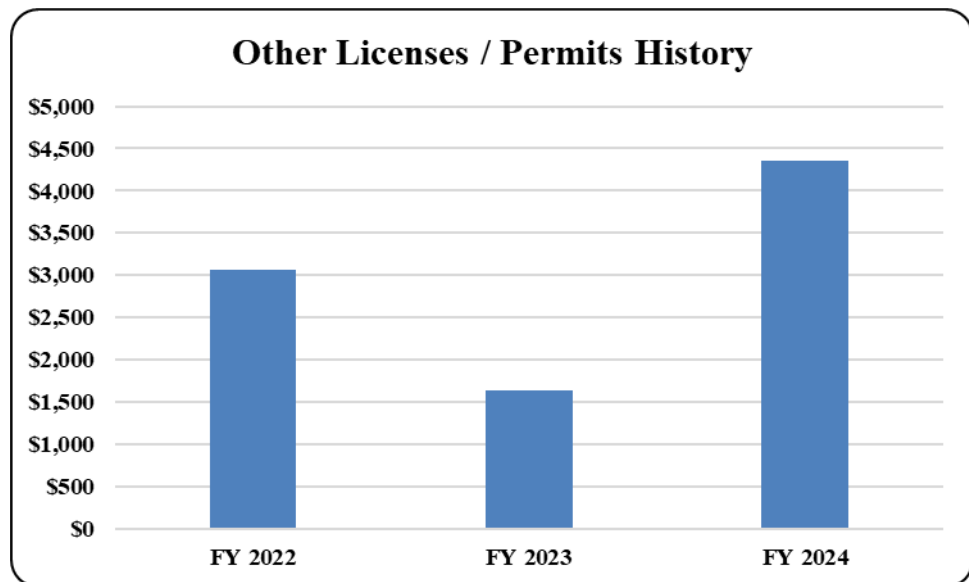
#### **Revenue Code:**

FD1000 General Fund / RC00522 - Other Permits and Fees

#### **Revenue History**

FY 2022	\$3,064
FY 2023	\$1,638
FY 2024	\$4,350

Figures for the most recent year are unaudited.





# 2024 Revenue Manual

## General Fund Revenues



### Miscellaneous Leases, Copier Concessions

**Responsible Department:** Various

Lease payments received by the City that do not fall into one of the specific lease categories are recognized as miscellaneous lease revenues. This category is primarily comprised of the printing concessions operated at the City’s libraries.

The enabling documentation is contained in the lease and concession agreements between the City and the individual users of these services.

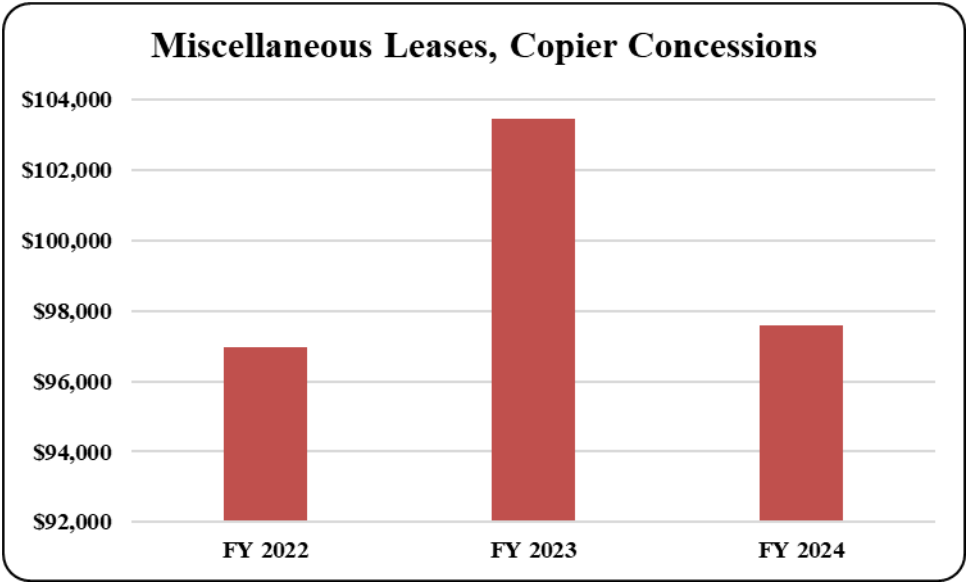
### **Revenue Codes:**

FD1000 General Fund / RC00379 - Copier Concession  
FD1000 General Fund / RC00408 - Other Leases, Rents & Concessions

### **Revenue History**

FY 2022	\$96,978
FY 2023	\$103,449
FY 2024	\$97,588

Figures for the most recent year are unaudited.





# 2024 Revenue Manual

## *General Fund Revenues*



### Other Miscellaneous Service Charges

**Responsible Department:** Various

These revenues are charges for City services provided by General Fund departments that do not fall into one of the specific service charge categories.

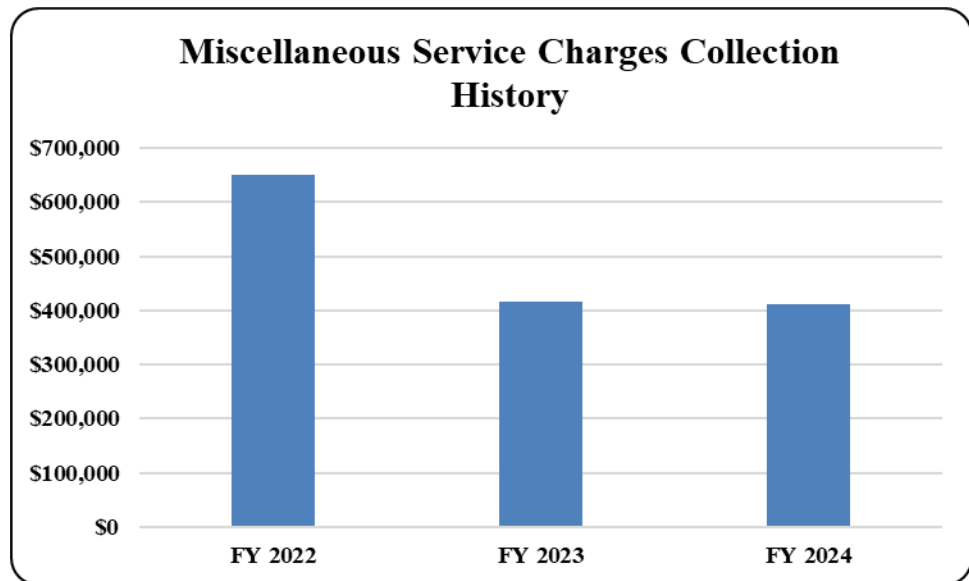
**Revenue Code:**

FD1000 General Fund / RC00426 - Miscellaneous Revenue

**Revenue History**

FY 2022	\$649,278
FY 2023	\$416,862
FY 2024	\$411,172

Figures for the most recent year are unaudited.



The header features a green background with a pattern of US dollar bills. The text is centered in white.

# 2024 Revenue Manual

## *General Fund Revenues*







# 2024 Revenue Manual

## *Water Utilities Fund*



### *Water Utilities*

#### **Backflow Assembly and Tester Registration**

##### **Responsible Department: Water Utilities**

The Water Utilities Department receives a fee for the annual registration of certified backflow prevention assembly testers. Each applicant desiring to test backflow assemblies pays an annual non-refundable fee to register with the City as a certified backflow prevention assembly tester. The department also charges an additional fee for high-hazard backflow assemblies.

All persons who own or manage a premise where a backflow prevention assembly is required must register annually and pay a non-refundable administrative fee for the registration of each health or high-hazard backflow prevention assembly.

The enabling legislation is contained in the City Code, Backflow Prevention, Sec. 4.01, Ordinance 09-058, and Resolution 24-254.

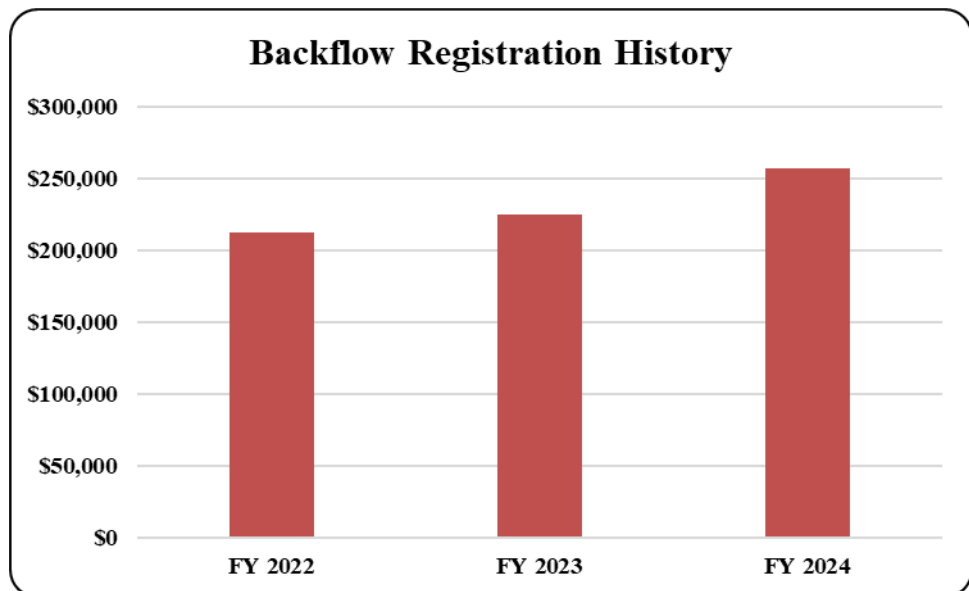
##### **Revenue Code:**

FD5000 Water and Wastewater / RC00216 - Backflow Tester Registration, RC00217 - Backflow Assembly Registration

##### **Revenue History**

FY 2022	\$212,664
FY 2023	\$224,401
FY 2024	\$256,782

Figures for the most recent year are unaudited.





# 2024 Revenue Manual

## Water Utilities Fund



### Class Rate Sewer Surcharge

#### **Responsible Department: Water Utilities**

The Class Rate Sewer Surcharge is assessed on commercial and industrial establishments which routinely discharge wastewater into the City's wastewater system with biochemical oxygen demand (BOD) and total suspended solids (TSS) concentrations in excess of the concentrations for normal domestic wastewater.

Customer Class Groups are defined as follows:

- Class I: Eating Places - include restaurants, bars, lounges, and other establishments which engage in preparation of food or beverage which is served directly to the consumer.
- Class II: Equipment Service Facilities - includes establishments which perform washing, cleaning, or servicing of automobiles, trucks, buses, machinery, or equipment, and public facilities, facilities limited to specific companies and attended and coin-operated establishments.
- Class III: Food and Kindred Products Processing - includes commercial establishments which engage in the preparation, packaging, processing, or distributing of food, food products, grains or produce, other than those included in Class I.

The enabling legislation is contained in the Federal Clean Water Act of 1977, the City Code's Industrial Waste and Water Pollution Control Chapter, Section 5.05, Ordinance 09-057, and Resolution 24-254.

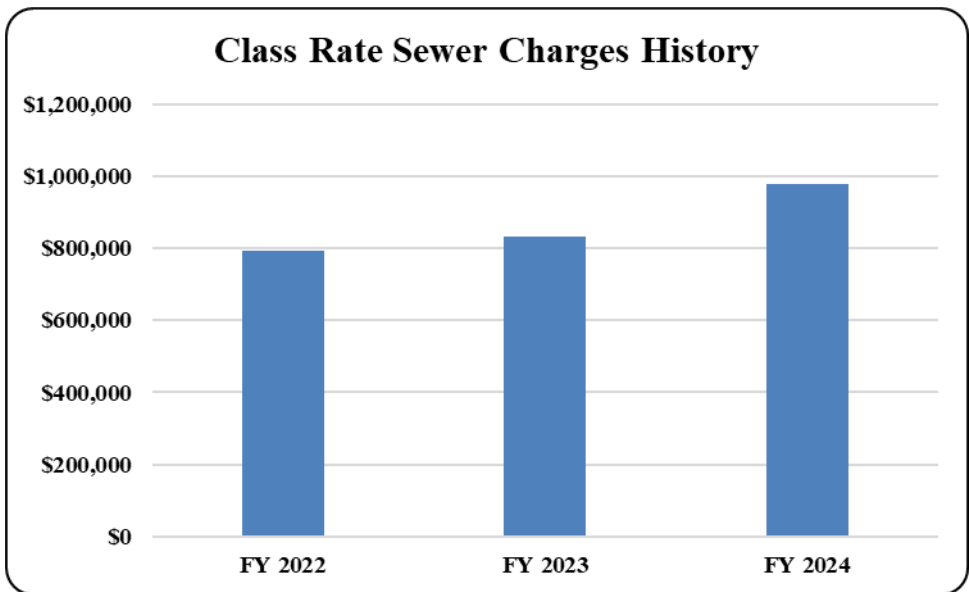
#### **Revenue Code:**

FD5000 Water and Wastewater / RC00200 - Class Rate Sewer Surcharge

#### **Revenue History**

FY 2022	\$794,806
FY 2023	\$833,942
FY 2024	\$978,674

Figures for the most recent year are unaudited.





# 2024 Revenue Manual

## *Water Utilities Fund*



### Garbage Billing Fees

#### **Responsible Department: Water Utilities**

The Water Utilities Department charges a service fee for including trash collection billing on the monthly water bills mailed to residential and commercial customers in Arlington. The fees are as follows:

- Residential garbage collection accounts - \$0.33
- Commercial garbage collection accounts - \$0.24

The enabling legislation is Resolution 98-48.

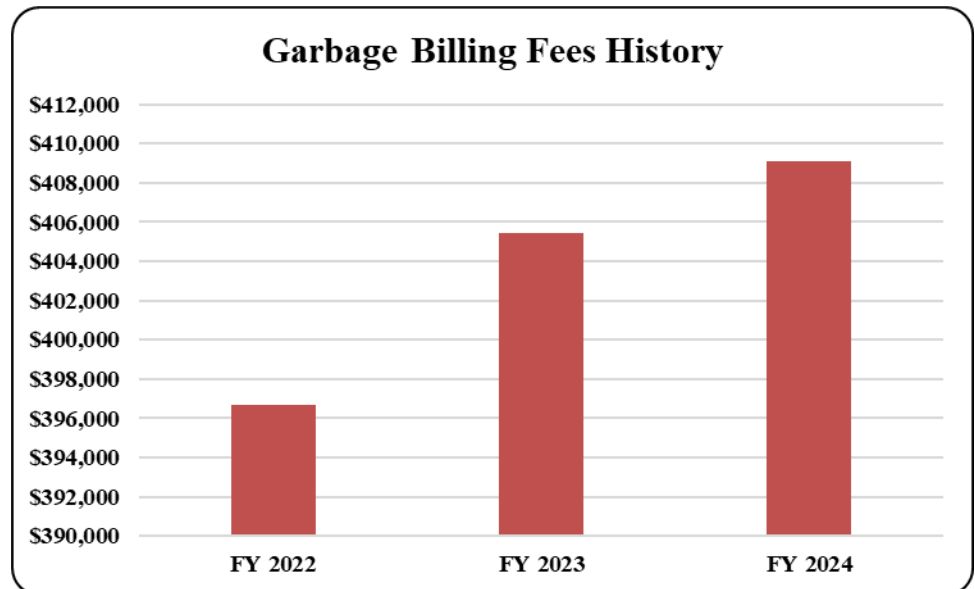
#### **Revenue Code:**

FD5000 Water and Wastewater / RC00195 - Garbage/Drainage Billing Fee

#### **Revenue History**

FY 2022	\$396,663
FY 2023	\$405,469
FY 2024	\$409,080

Figures for the most recent year are unaudited.





# 2024 Revenue Manual

## Water Utilities Fund



### GIS Services

#### **Responsible Department: Water Utilities**

City departments are charged for Geographic Information System (GIS) services performed by the Water Utilities Information Services staff for capital projects. A billable hourly rate is established each year with the adoption of the annual budget.

The enabling legislation is the adopted annual budget.

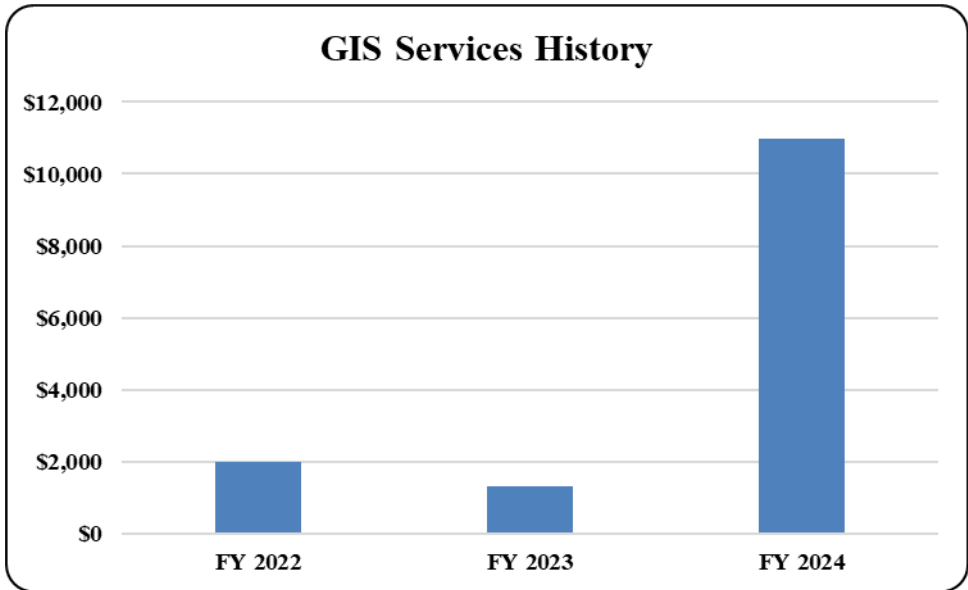
#### **Revenue Code:**

FD5000 Water and Wastewater / RC00232 - GIS Services

#### **Revenue History**

FY 2022	\$1,986
FY 2023	\$1,320
FY 2024	\$10,996

Figures for the most recent year are unaudited.





# 2024 Revenue Manual

## *Water Utilities Fund*



### Hauler Fees

#### **Responsible Department: Water Utilities**

The fees are for an annual Non-Hazardous Waste Hauling Permit. All persons who desire to commercially transport non-hazardous wastes are required to obtain a permit prior to operating within Arlington. They must also obtain City trip tickets or manifests to document proper disposal of waste. Haulers must discharge the waste at one of the regional wastewater treatment plants, and the fee is \$175.00 per vehicle.

The enabling legislation is contained in the City Code, Industrial Waste and Water Pollution Control Chapter, Sections 5.02 through 5.04, Ordinance 09-057, and Resolution 24-254.

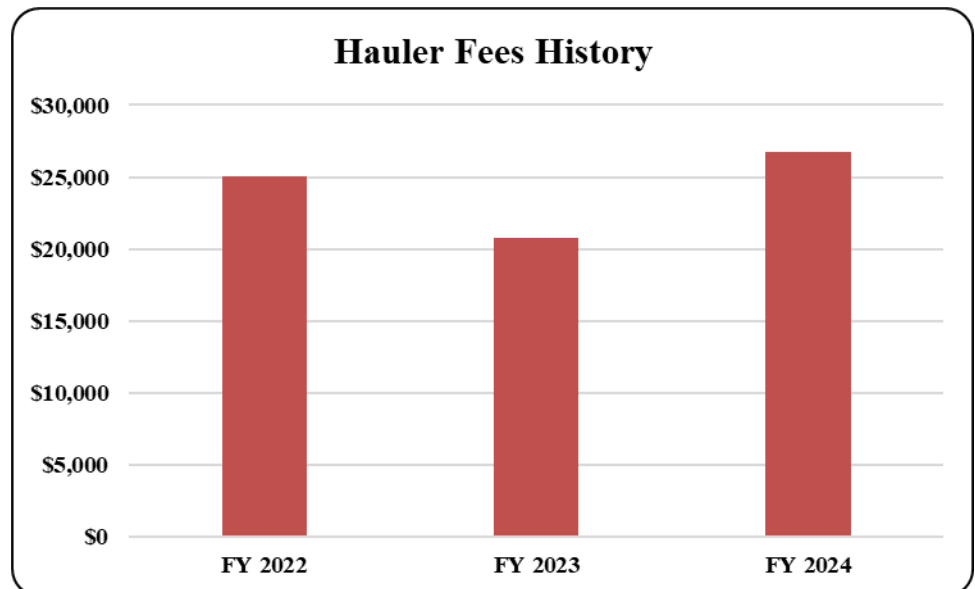
#### **Revenue Code:**

FD5000 Water and Wastewater / RC00193 - Hauler Fees

#### **Revenue History**

FY 2022	\$25,089
FY 2023	\$20,770
FY 2024	\$26,775

Figures for the most recent year are unaudited.





# 2024 Revenue Manual

## Water Utilities Fund



### Plat Review and Inspection Fees

#### **Responsible Department: Water Utilities**

These fees are charged for conducting inspections of water and wastewater facilities constructed in subdivisions, including offsite facilities but excluding oversize costs. The fee is 4 percent of construction costs and covers design review, inspections, and associated administrative expenses, with a minimum fee of \$335. This fee offsets the expenditures of Public Works and Transportation, and Community Development and Planning, associated with “One Start” plan reviews.

The enabling legislation is in the City Code, Water Chapter, Section 9.06, and Resolution 06-341.

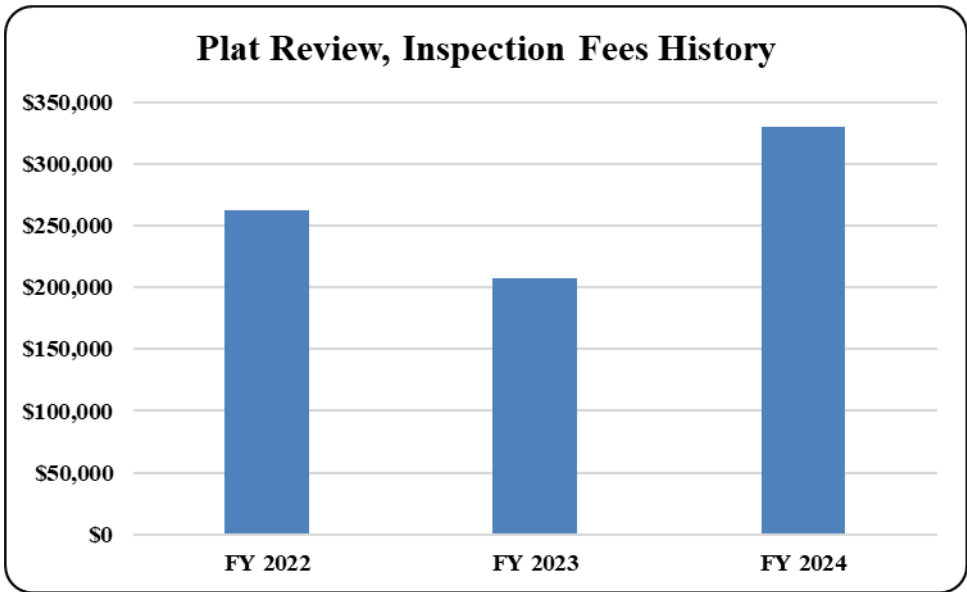
#### **Revenue Code:**

FD5000 Water and Wastewater / RC00164 - Plat Review Fees

#### **Revenue History**

FY 2022	\$262,308
FY 2023	\$207,638
FY 2024	\$330,591

Figures for the most recent year are unaudited.





# 2024 Revenue Manual

## *Water Utilities Fund*



### Interest Income

**Responsible Department:** Finance, Water Utilities

The Water Utilities Fund receives varying rates of interest on its investments, depending on the type and duration of the investment. The interest income reflected below results from the funds invested balances.

The City’s investment strategies are governed by the current Investment Policy manual and overseen by the Investment Committee comprised of senior financial staff.

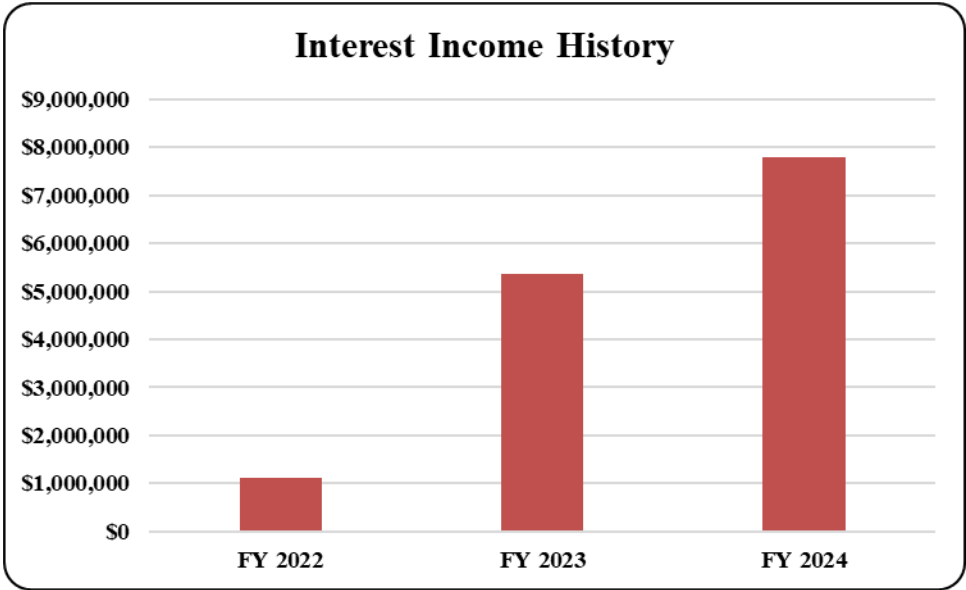
### **Revenue Code:**

FD5000 Water and Wastewater / RC00450 - Interest Income

### **Revenue History**

FY 2022	\$1,107,085
FY 2023	\$5,359,465
FY 2024	\$7,795,580

Figures for the most recent year are unaudited.







# 2024 Revenue Manual

## *Water Utilities Fund*



### **Laboratory Fees**

#### **Responsible Department: Water Utilities**

The department charges a fee for field sampling and laboratory analysis services to recover the costs associated with these services. Sampling activities are required by state and federal environmental regulations.

The enabling legislation is contained in the City Code, Industrial Waste and Water Pollution Control Chapter, Section 5.03, and Resolution 24-254.

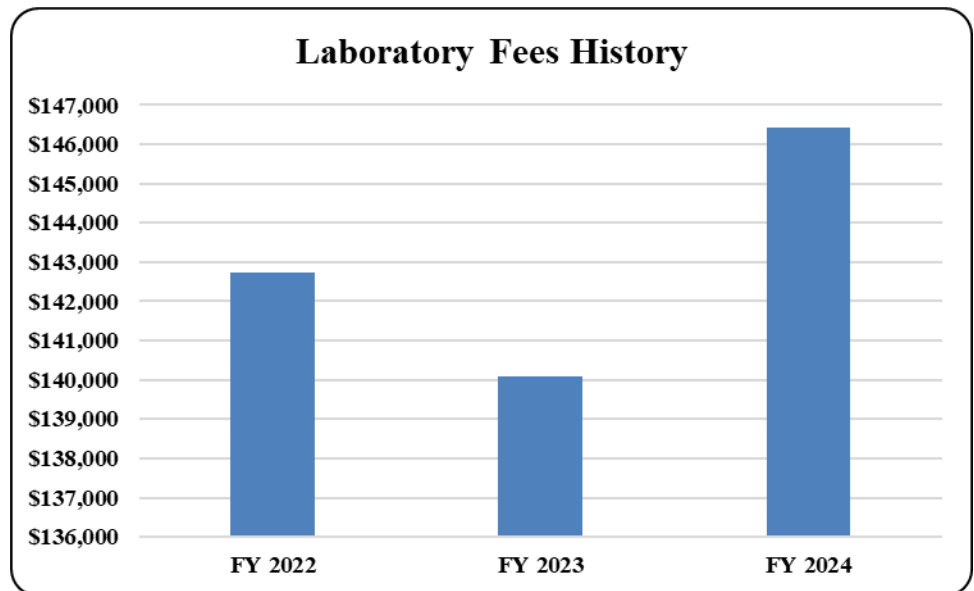
#### **Revenue Code:**

FD5000 Water and Wastewater / RC00206 - Laboratory Fees

#### **Revenue History**

FY 2022	\$142,725
FY 2023	\$140,087
FY 2024	\$146,415

Figures for the most recent year are unaudited.





# 2024 Revenue Manual

## *Water Utilities Fund*



### Other Revenue

#### **Responsible Department: Water Utilities**

The Water Utilities Fund receives miscellaneous revenues from sources other than the specific revenue categories listed in the department’s annual budget. These include revenues from periodic sales of old meters for scrap metal, plans and specifications, sales of maps and ordinances, and cell tower lease payments.

The enabling legislation is the adopted annual budget.

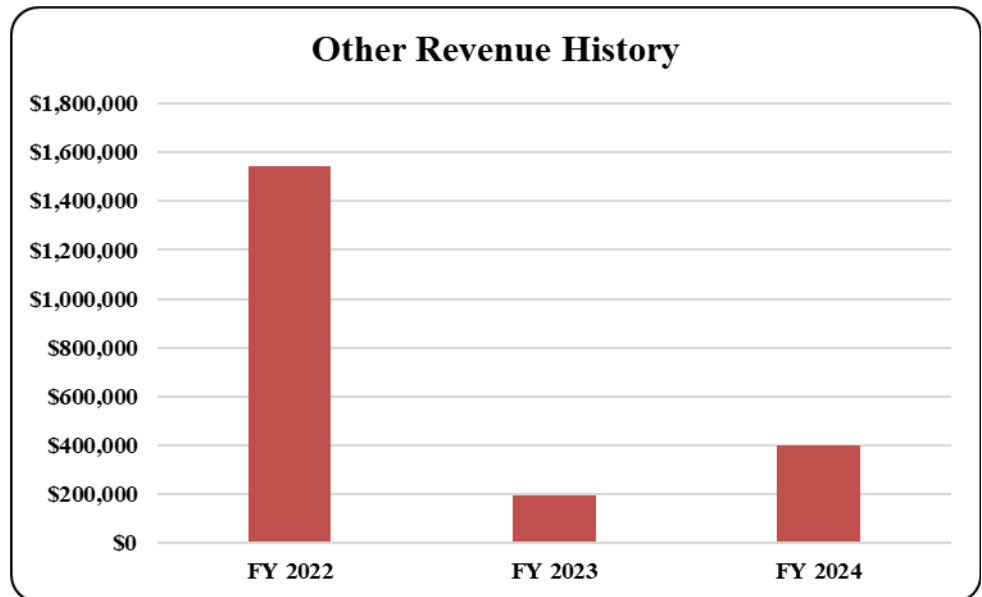
#### **Revenue Code:**

FD5000 Water and Wastewater / RC00208 - Other Revenue

#### **Revenue History**

FY 2022	\$1,545,737
FY 2023	\$192,983
FY 2024	\$400,684

Figures for the most recent year are unaudited.





# 2024 Revenue Manual

## Water Utilities Fund



**Kennedale Customer Service**

**Responsible Department: Water Utilities**

The department receives an annual fee, paid in 12 monthly installments, for providing customer service to the city of Kennedale’s utility customers. The agreement has a five-year term and reviews for renewal every five years.

The enabling legislation is contained in Resolution 24-253 and the amended and restated interlocal agreement between the cities of Arlington and Kennedale.

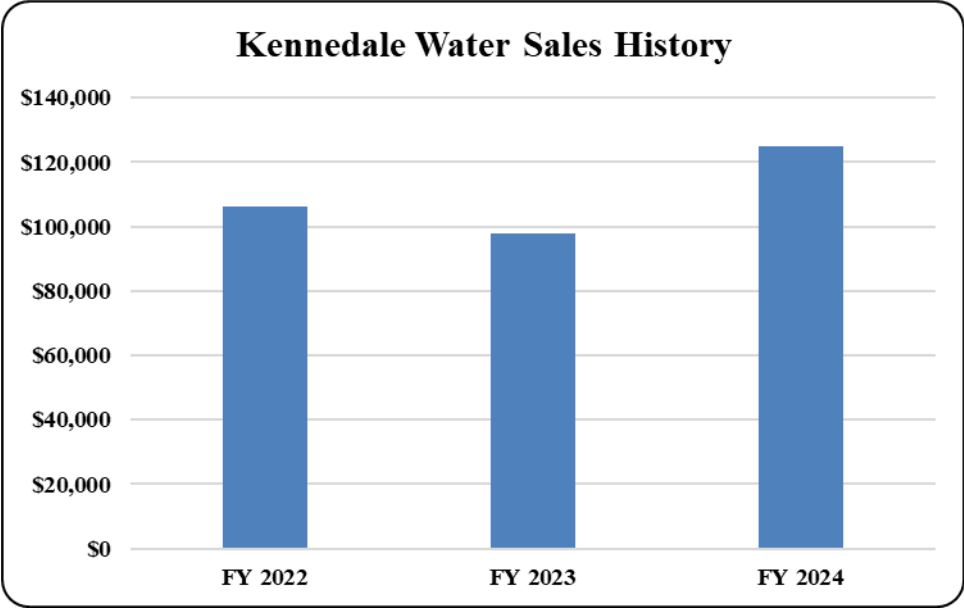
**Revenue Code:**

FD5000 Water and Wastewater / RC00541 - Kennedale Customer Service

**Revenue History**

FY 2022	\$106,103
FY 2023	\$97,940
FY 2024	\$125,006

Figures for the most recent year are unaudited.





# 2024 Revenue Manual

## *Water Utilities Fund*



### Sewer Charges

#### **Responsible Department: Water Utilities**

These charges are assessed monthly for wastewater services furnished to residential, commercial, and industrial customers in the City where the sewage produced by the customer is normal strength wastewater, 250 mg/liter BOD and 250 mg/liter suspended solids, except as provided in subsections 3.02(b)(2), 3.02(b)(3) and 3.02(c), or in the Industrial Waste and Water Pollution Control chapter of the City Code, 1987, as amended.

The enabling legislation is contained in the City Code, Water Chapter, Section 3.02, and Ordinance 24-052.

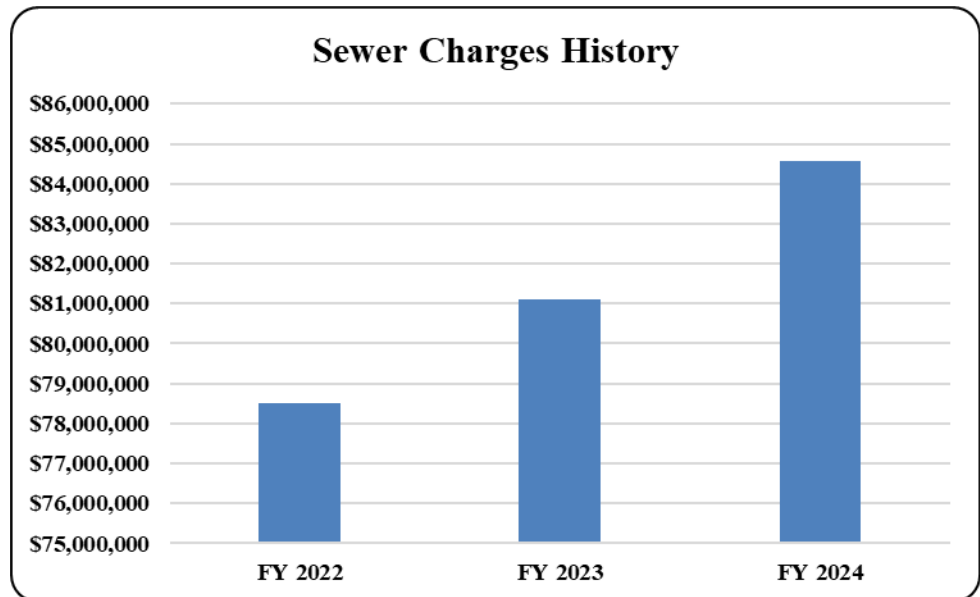
#### **Revenue Code:**

FD5000 Water and Wastewater / RC00197 - Sewer Charges

#### **Revenue History**

FY 2022	\$78,500,654
FY 2023	\$81,118,333
FY 2024	\$84,558,912

Figures for the most recent year are unaudited.





# 2024 Revenue Manual

## Water Utilities Fund



### Sewer Charges - Other

#### **Responsible Department: Water Utilities**

These charges are assessed for providing wastewater system access to the cities of Pantego, Dalworthington Gardens, Kennedale, and Mansfield, payment of which gives these cities the right to discharge their wastewater into Arlington’s system. Rates are reviewed and adjusted annually in accordance with changes in the cost of operating Arlington's wastewater system, and changes in the amount the City of Arlington is charged by the Trinity River Authority for wastewater treatment services.

The enabling documentation is contained in the contracts (and accompanying City Resolutions) between the City and the individual cities noted above: Resolutions 09-032 (for Pantego), 02-438 (for Dalworthington Gardens), 02-445 (for Kennedale), and 10-015 (for Mansfield).

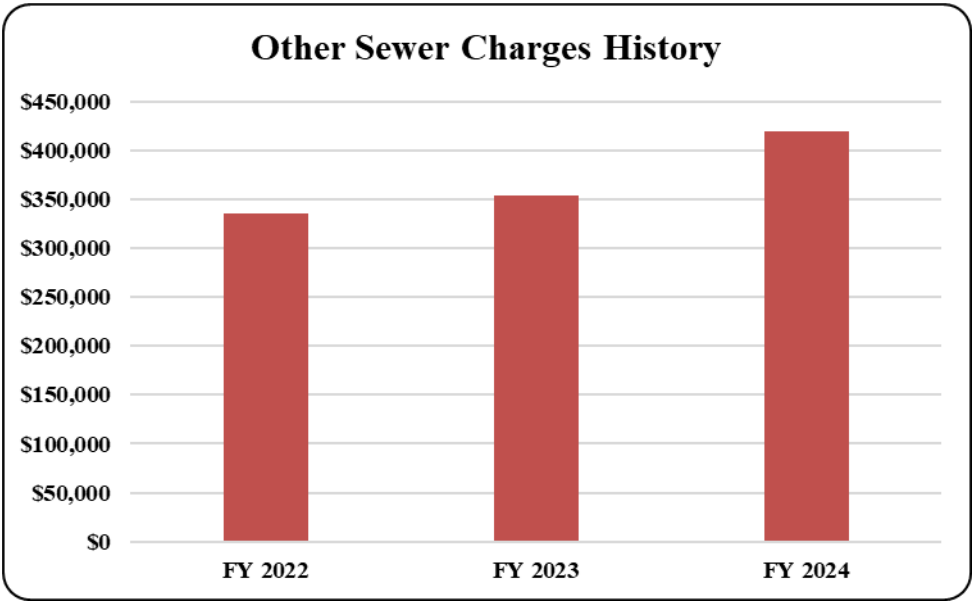
#### **Revenue Code:**

FD5000 Water and Wastewater / RC00198 - Sewer Charges - Other

#### **Revenue History**

FY 2022	\$335,534
FY 2023	\$353,777
FY 2024	\$419,549

Figures for the most recent year are unaudited.





# 2024 Revenue Manual

## Water Utilities Fund



### Sewer/Impact Fees

#### **Responsible Department: Water Utilities**

The fees are charged for connecting customers to the wastewater system. The revenue is used to expand the system for new customers. The fees are collected at the time of connection to the system, as follows:

<u>Meter Size</u>	<u>Equivalent Service Units</u>	<u>Rate</u>
5/8 x 3/4"	1	\$418.00
1"	2.5	\$1,045.00
1-1/2"	5	\$2,090.00
2"	8	\$3,344.00
3"	17.5	\$7,315.00
4"	30	\$12,540.00
6"	62.5	\$26,125.00
8"	90	\$37,620.00
10"	145	\$60,610.00

The enabling legislation is the City Code, Impact Fee Chapter, Exhibit E, and Ordinances 17-002.

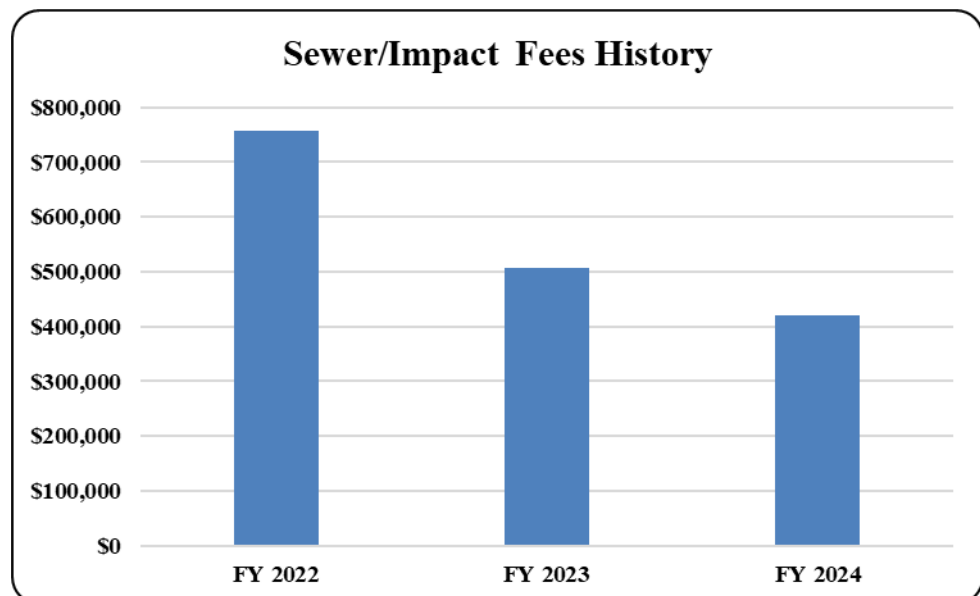
#### **Revenue Code:**

FD5000 Water and Wastewater / RC00290 - Impact/Water

#### **Revenue History**

FY 2022	\$758,032
FY 2023	\$506,944
FY 2024	\$419,301

Figures for the most recent year are unaudited.





# 2024 Revenue Manual

## Water Utilities Fund



### Sewer Surcharges

#### **Responsible Department: Water Utilities**

These monthly surcharges are assessed for any wastewater customer discharging abnormal wastewater or industrial waste, in addition to their regular monthly wastewater service charges. The computations of surcharges are based on the following formula: **Ci = (so) (is) + (bo) (Bi)**

- Ci = surcharge to industrial users in dollars to be added to monthly bills for water and wastewater service.
- so = unit cost of treatment (including sludge treatment) chargeable to suspended solids.
- bo = unit cost of treatment chargeable to BOD.
- bi = amount of BOD from industrial users, lb./month in excess of normal allowable limits.
- is = amount of suspended solids from industrial users, lb./month in excess of normal allowable limits.

The rate for each user may be re-calculated once every 12 months or as necessary to accurately reflect the operations of the user. Customers in the Class Rate System of charges are billed using a separate formula and are exempt from this fee.

The enabling legislation is the federal Clean Water Act of 1976, the City Code's Industrial Waste and Water Pollution Control Chapter, Section 5.05, Ordinance 09-057 and Resolution 24-254.

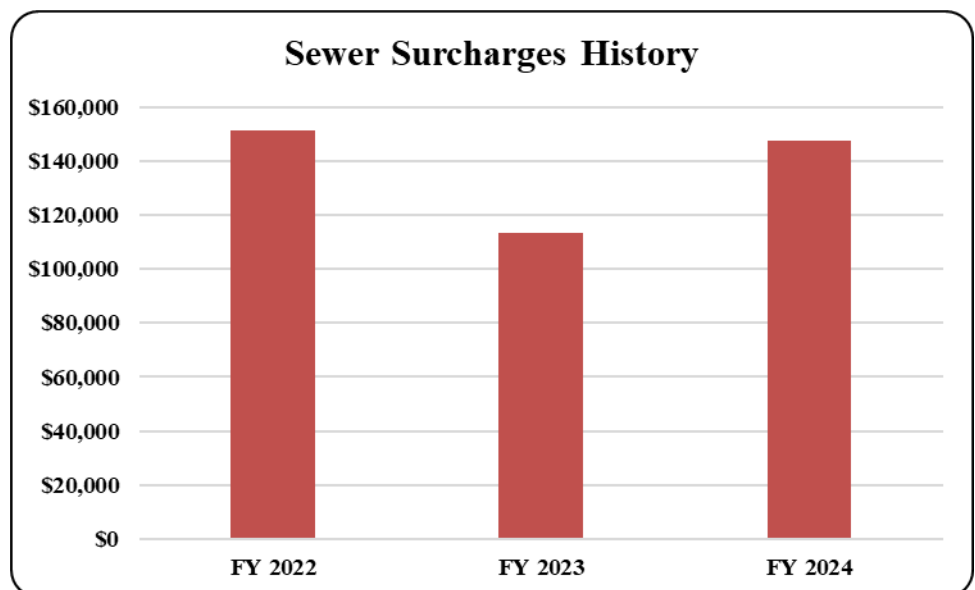
#### **Revenue Code:**

FD5000 Water and Wastewater / RC00199 - Sewer Surcharges

#### **Revenue History**

FY 2022	\$151,366
FY 2023	\$113,247
FY 2024	\$147,457

Figures for the most recent year are unaudited.







# 2024 Revenue Manual

## *Water Utilities Fund*



### Special Services Charges

#### **Responsible Department: Water Utilities**

These charges are for the following services provided by the Water Utilities Department:

- Inactive account with consumption follow-up - \$90.00
- After-hours delinquent account follow-up - \$158.00
- Penalty for late payment - 5 percent of current water and sewer balance due
- Pulled meters, up to 1" - \$227.00
- Pulled meters, greater than 1" - \$768.00
- Tampering with public water system - \$250
- Returned checks and bank drafts - \$25
- Non-residential valve operation - \$388.00
- Delinquent account - \$41.00
- Bill reprints - \$5.00
- Sewer deduct meter account set-up - calculated per job

The enabling documentation is contained in Resolution 24-254.

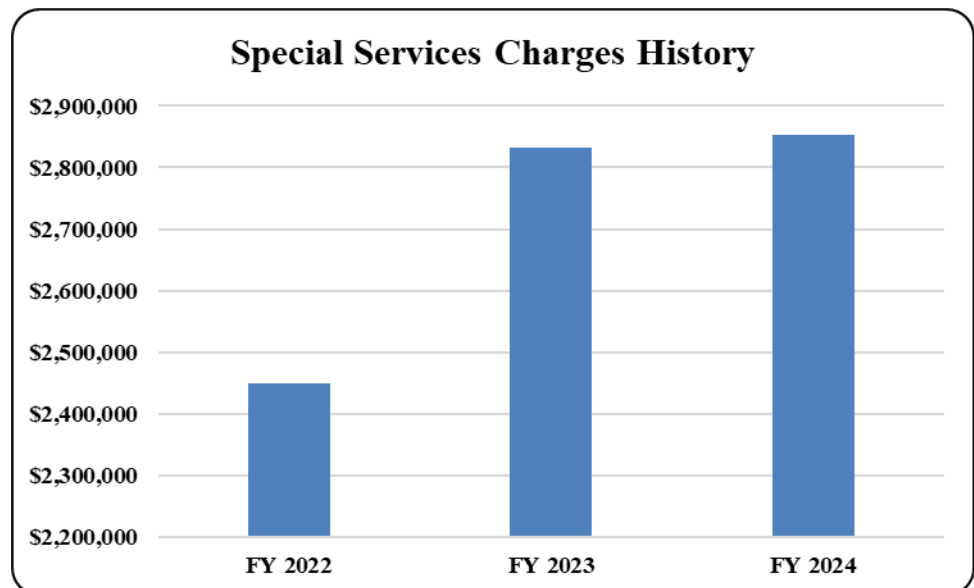
#### **Revenue Code:**

FD5000 Water and Wastewater / RC00253 - Special Services Charges

#### **Revenue History**

FY 2022	\$2,450,170
FY 2023	\$2,832,401
FY 2024	\$2,853,831

Figures for the most recent year are unaudited.





# 2024 Revenue Manual

## *Water Utilities Fund*



### **Sewer Tap Installation Fees**

#### **Responsible Department: Water Utilities**

This fee is charged when a customer requests a tap on a wastewater main. An installation/activation fee applies for each tap of the main or for each account established at the property site, whichever is greater. The fee is calculated per individual job.

The enabling legislation is contained in the City Code, Water Chapter, Section 3.03, Ordinance 17-053, and Resolution 24-254.

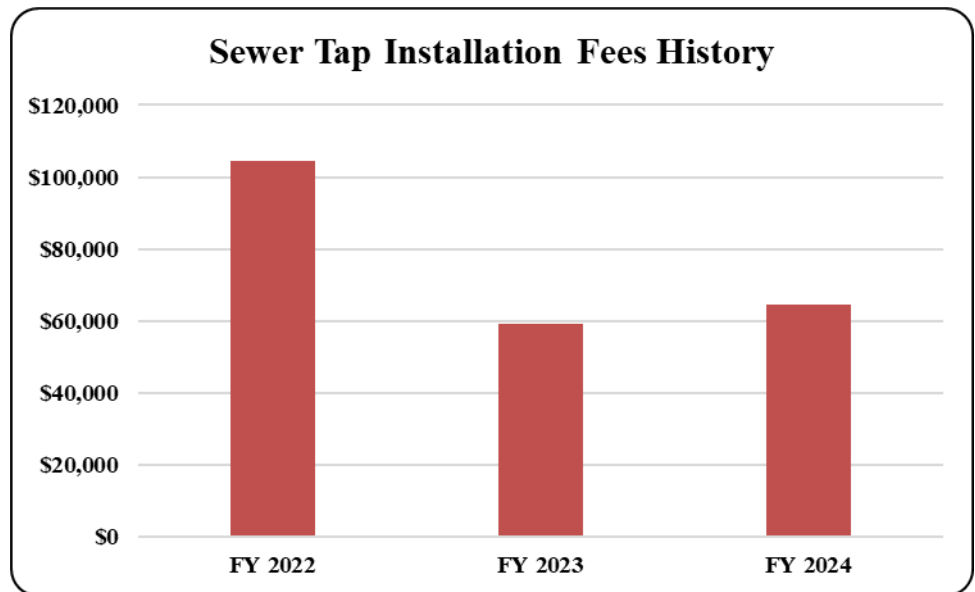
#### **Revenue Code:**

FD5000 Water and Wastewater / RC00201 - Sewer Tap Installation Fees

#### **Revenue History**

FY 2022	\$104,495
FY 2023	\$59,231
FY 2024	\$64,438

Figures for the most recent year are unaudited.





# 2024 Revenue Manual

## *Water Utilities Fund*



### Water Activation Fees

#### **Responsible Department: Water Utilities**

The Water Utilities Department charges a \$48 fee for all residential account activations. The enabling legislation is contained in Resolution 24-254.

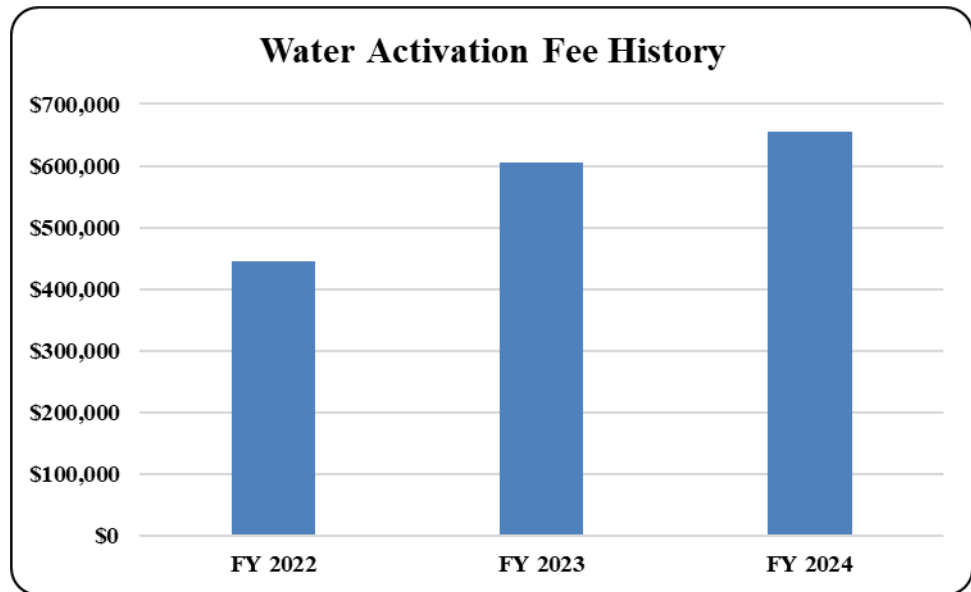
#### **Revenue Code:**

FD5000 Water and Wastewater / RC00213 - Water Activation Fee

#### **Revenue History**

FY 2022	\$445,398
FY 2023	\$605,047
FY 2024	\$654,512

Figures for the most recent year are unaudited.





# 2024 Revenue Manual

## Water Utilities Fund



### Water Impact Fees

#### **Responsible Department: Water Utilities**

The fees are charged for connecting customers to the water system. The revenue is used to expand the system for new customers. The fees are collected at the time of connection to the system, as follows:

<u>Meter Size</u>	<u>Equivalent Service Units</u>	<u>Rate</u>
5/8 x 3/4"	1	\$828.13
1"	2.5	\$2,070.33
1-1/2"	5	\$4,140.65
2"	8	\$6,625.04
3"	17.5	\$14,492.28
4"	30	\$24,843.90
6"	62.5	\$51,758.13
8"	90	\$74,531.70
10"	145	\$120,078.85

The enabling legislation is the City Code, Impact Fee Chapter, Exhibit E, and Ordinances 17-002.

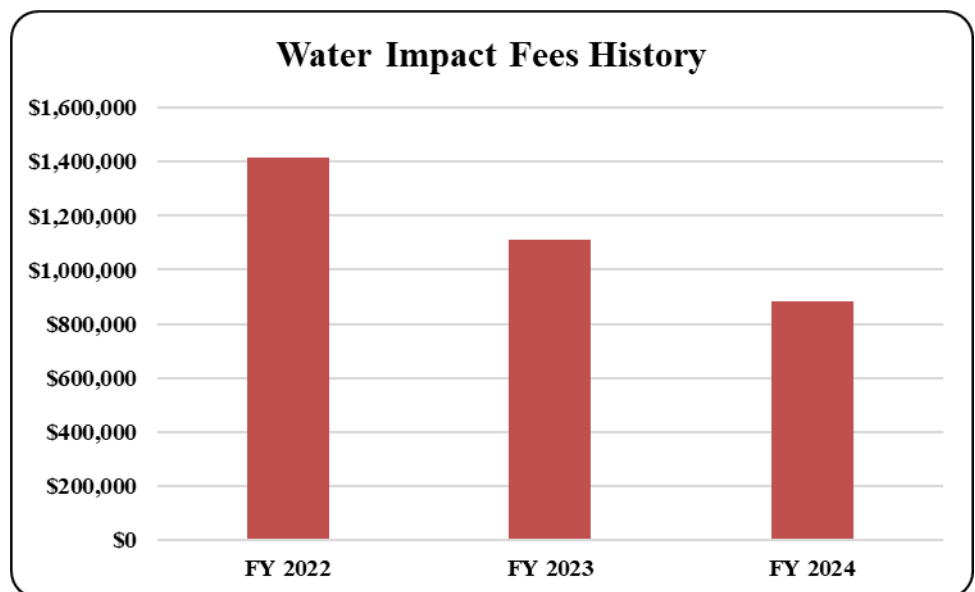
#### **Revenue Code:**

FD5000 Water and Wastewater / RC00290 - Impact/Water

#### **Revenue History**

FY 2022	\$1,416,052
FY 2023	\$1,113,091
FY 2024	\$882,996

Figures for the most recent year are unaudited.





# 2024 Revenue Manual

## *Water Utilities Fund*



### Water Sales

#### **Responsible Department: Water Utilities**

These revenues are received for the sale of potable water to customers of the Water Utilities Department. The revenues are used to pay for raw water, water treatment, water distribution, maintenance, administrative costs, and the debt service needs of the Water Utilities Fund. Water rates are established using a tiered rate structure for various consumption levels of both commercial and residential customers and are reviewed annually and revised as necessary by the department.

The enabling legislation is in the City Code, Water Chapter, Section 3.02, and Ordinance 24-052.

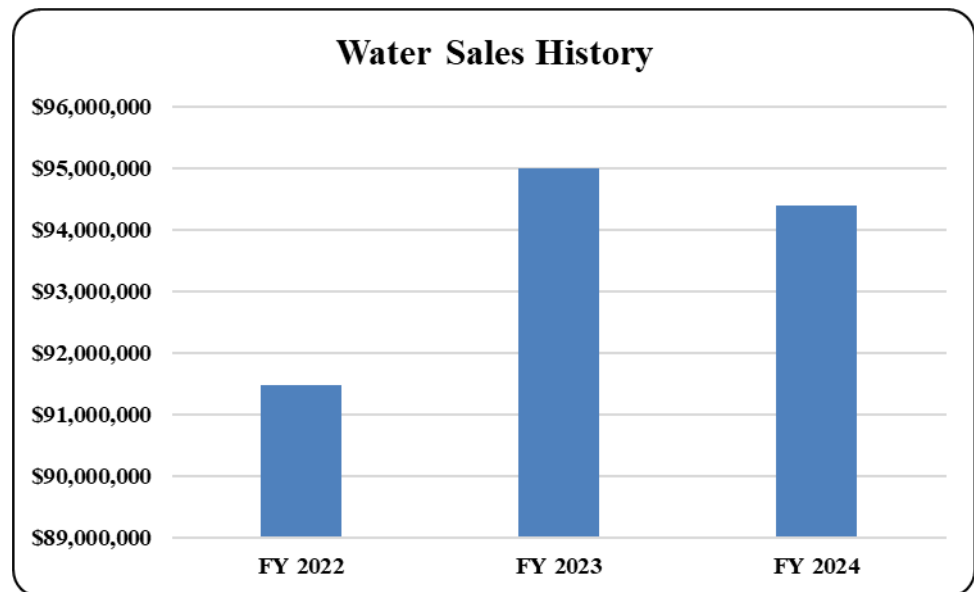
#### **Revenue Code:**

FD5000 Water and Wastewater / RC00202 - Water Sales

#### **Revenue History**

FY 2022	\$91,481,145
FY 2023	\$94,999,097
FY 2024	\$94,394,090

Figures for the most recent year are unaudited.





# 2024 Revenue Manual

## *Water Utilities Fund*



### **Water Sales - Other**

#### **Responsible Department: Water Utilities**

These revenues are received for treated water provided to various entities on a contractual basis. This revenue also includes income from providing raw water for the golf courses at Lake Arlington and Tierra Verde, and for gas drilling activities. Rates for the two golf courses are the current City of Arlington raw water rates plus an administrative fee. Rates for gas drilling activities are the current construction meter water rates. The difference between the first and second tiers is transferred to the Water Rate Stabilization Fund.

The enabling documentation is contained in the accompanying contracts between the City and the associated entity.

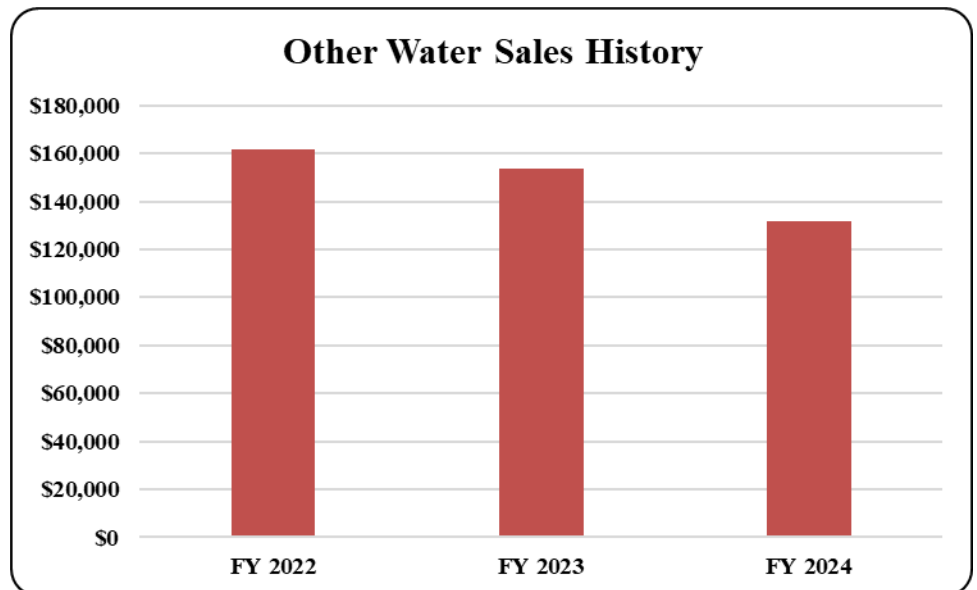
#### **Revenue Code:**

FD5000 Water and Wastewater / RC00203 - Water Sales Other

#### **Revenue History**

FY 2022	\$161,590
FY 2023	\$153,749
FY 2024	\$131,934

Figures for the most recent year are unaudited.





# 2024 Revenue Manual

## *Water Utilities Fund*



### Water Sales - Reclaimed Water

#### **Responsible Department: Water Utilities**

Reclaimed water is non-drinkable, highly treated wastewater that can be used for a variety of purposes, including irrigation, gas well fracturing, ornamental water features, and industrial heating, cooling and cleaning. Its use is subject to quality standards established by the Texas Commission on Environmental Quality. The rate for reclaimed water is \$4.04 per gallon.

The enabling documentation is included in the City Code, Water Chapter, Section 12.01, Ordinance 24-052.

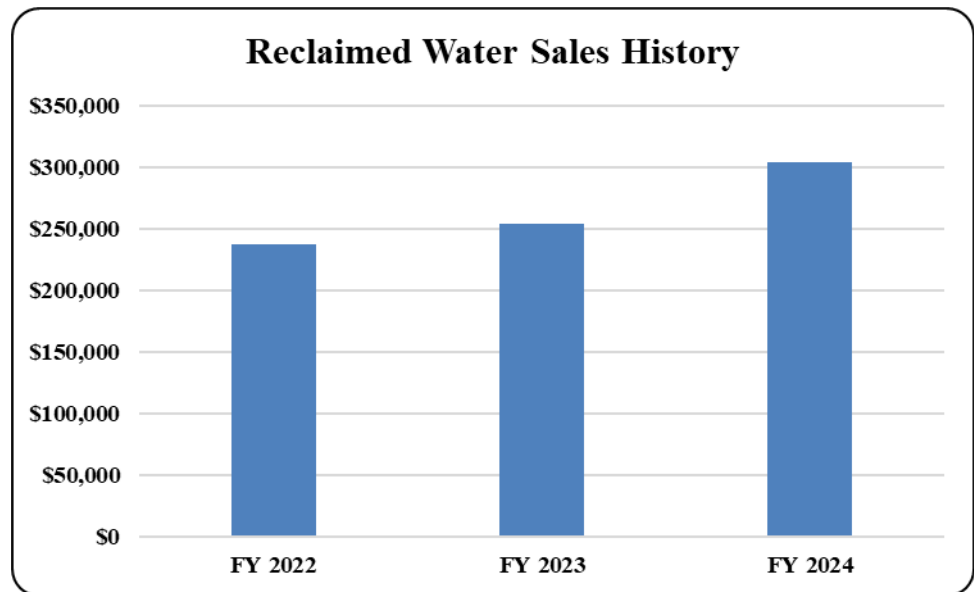
#### **Revenue Code:**

FD5000 Water and Wastewater / RC00214 - Water Sales-Reclaimed

#### **Revenue History**

FY 2022	\$237,069
FY 2023	\$253,877
FY 2024	\$303,522

Figures for the most recent year are unaudited.







# 2024 Revenue Manual

## *Water Utilities Fund*



### **Water Sales to Dalworthington Gardens - Entrepreneurial and Other Sales**

#### **Responsible Department: Water Utilities**

These revenues are received for the sale of treated water to the city of Dalworthington Gardens. The price per unit covers Arlington's operational and carrying costs related to the provision of treated water.

The enabling legislation is contained in Resolution 15-027 and the accompanying contract between the cities of Arlington and Dalworthington Gardens.

#### **Revenue Code:**

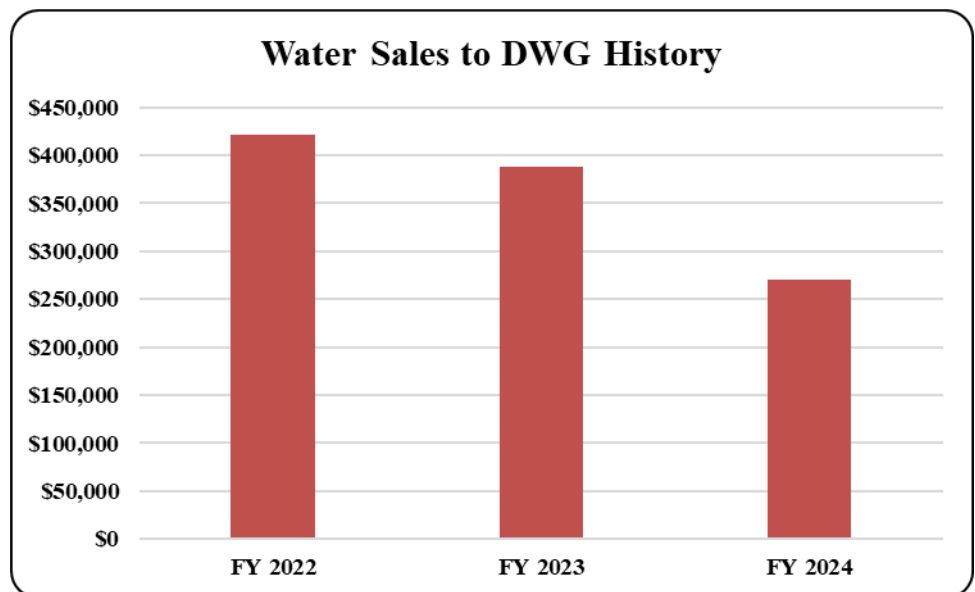
FD5000 Water and Wastewater / RC00215 - Water Sales DWG

FD5000 Water and Wastewater / RC00218 - Entrepreneurial Water Sales DWG

#### **Revenue History**

FY 2022	\$421,147
FY 2023	\$387,241
FY 2024	\$269,872

Figures for the most recent year are unaudited.





# 2024 Revenue Manual

## *Water Utilities Fund*



### Water Sales to Bethesda - Entrepreneurial and Other Sales

#### **Responsible Department: Water Utilities**

These revenues are received for the sale of treated water to the Bethesda Water Supply Corporation. The price per unit covers Arlington's operational and carrying costs related to the provision of treated water.

The enabling legislation is contained in Resolution 15-296 and the accompanying contract between the City of Arlington and the Bethesda Water Supply Corporation.

#### **Revenue Code:**

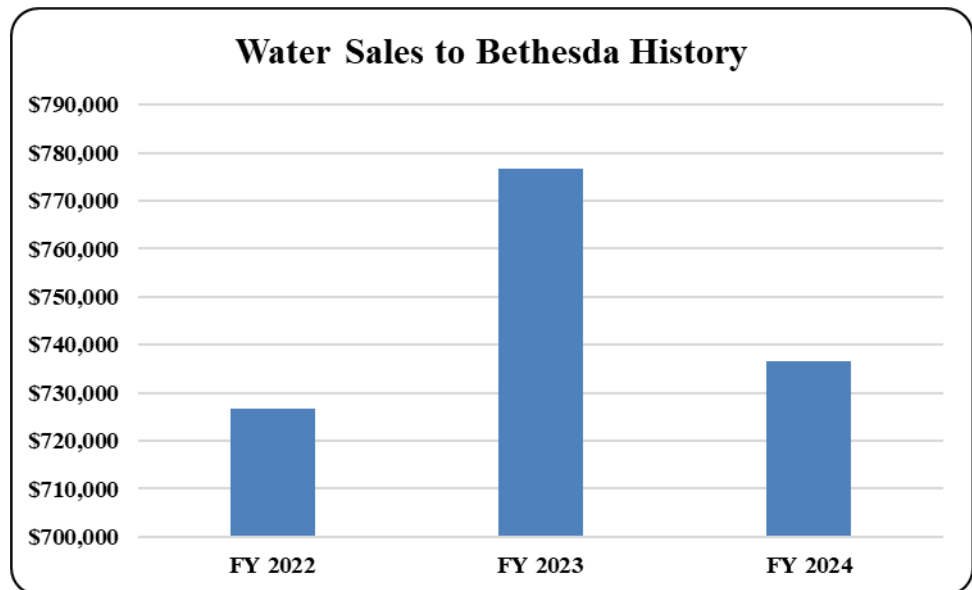
FD5000 Water and Wastewater / RC00219 - Water Sales Bethesda

FD5000 Water and Wastewater / RC00220 - Entrepreneurial Water Sales Bethesda

#### **Revenue History**

FY 2022	\$726,624
FY 2023	\$776,666
FY 2024	\$736,535

Figures for the most recent year are unaudited.





# 2024 Revenue Manual

## Water Utilities Fund



### Water Sales to Kennedale - Entrepreneurial and Other Sales

#### Responsible Department: Water Utilities

These revenues are received for the sale of treated water to the city of Kennedale. The price per unit covers Arlington’s operational and carrying costs related to the provision of treated water.

The enabling legislation is contained in Resolution 19-077 and the accompanying contract between the cities of Arlington and Kennedale.

#### Revenue Code:

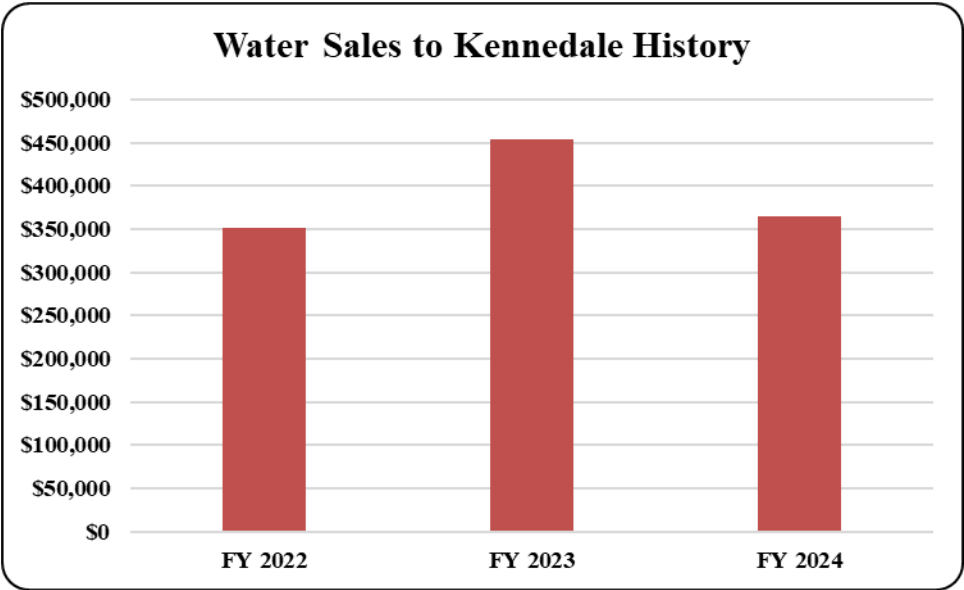
FD5000 Water and Wastewater / RC00222 - Water Sales Kennedale

FD5000 Water and Wastewater / RC00223 - Entrepreneurial Water Sales Kennedale

#### Revenue History

FY 2022	\$350,668
FY 2023	\$454,192
FY 2024	\$364,274

Figures for the most recent year are unaudited.





# 2024 Revenue Manual

## *Water Utilities Fund*



### **Kennedale Operations and Maintenance**

#### **Responsible Department: Water Utilities**

The department receives an annual fee, paid in 12 monthly installments, for the operation and maintenance of the city of Kennedale's water distribution and wastewater collection systems. The agreement has a five-year term and reviews for renewal every five years.

The enabling legislation is contained in Resolution 24-253 and the amended and restated interlocal agreement between the cities of Arlington and Kennedale.

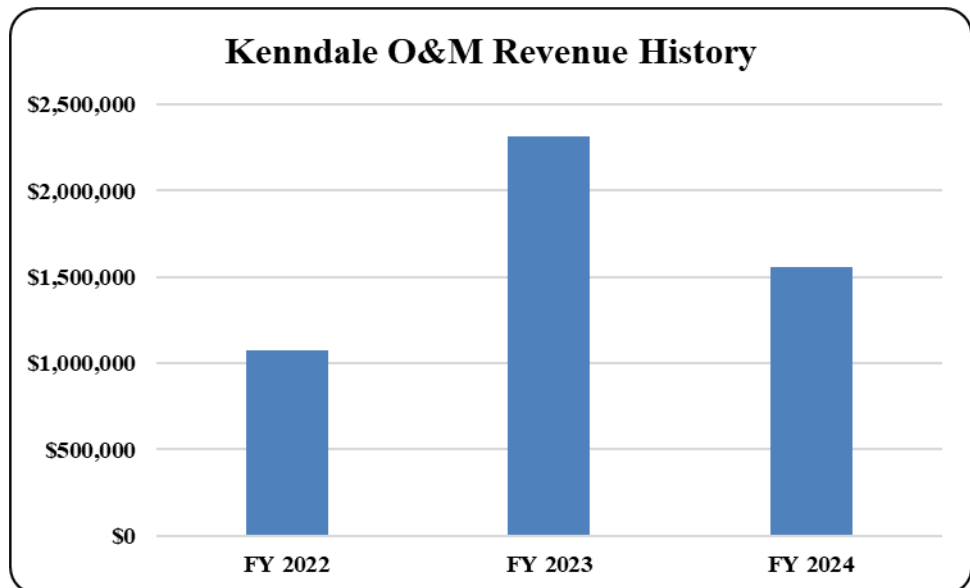
#### **Revenue Code:**

FD5000 Water and Wastewater / RC00221 - Kennedale O&M

#### **Revenue History**

FY 2022	\$1,075,000
FY 2023	\$2,311,891
FY 2024	\$1,560,000

Figures for the most recent year are unaudited.





# 2024 Revenue Manual

## *Water Utilities Fund*



### Water Taps

#### **Responsible Department: Water Utilities**

These revenues are received for each new tap installed on a water main. The charge is determined by the size of the connection and meter and includes placing the tap and furnishing and installing the meter and box. The fees are calculated individually per job.

The enabling legislation is in the City Code, Water Chapter, Section 3.03, Ordinance 17-053, and Resolution 24-254.

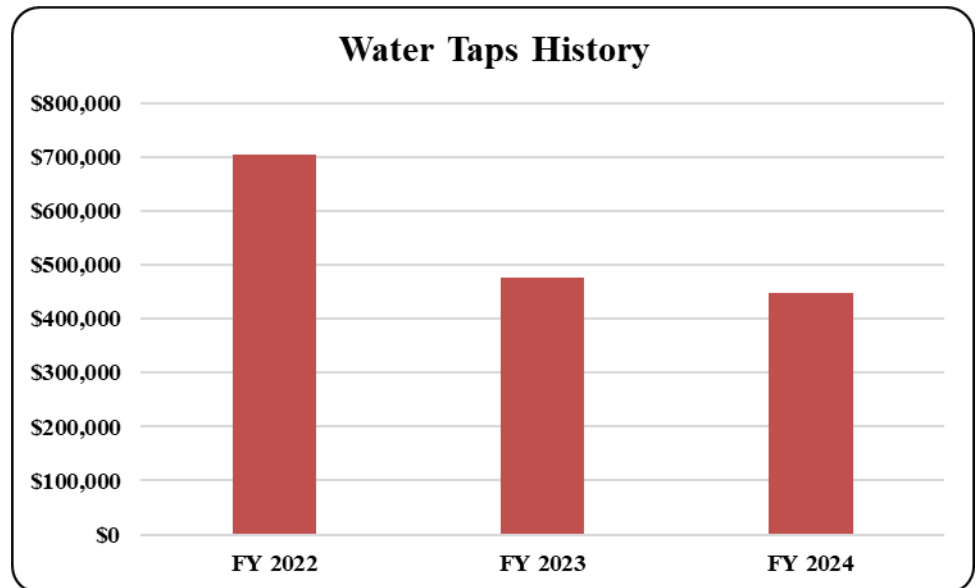
#### **Revenue Code:**

FD5000 Water and Wastewater / RC00205 - Water Taps

#### **Revenue History**

FY 2022	\$704,172
FY 2023	\$476,175
FY 2024	\$447,267

Figures for the most recent year are unaudited.





# 2024 Revenue Manual

## Convention & Event Services



### Convention and Event Services

#### Audio-Visual Revenue

#### Responsible Department: Convention and Event Services

Fees are charged by the Esports Stadium's contracted audio-visual company for AV rental and services to clients in the Esports Stadium. Thirty-five percent of the gross revenue received for audio-visual services by the audio-visual contractor for equipment rental is returned to the City, and 20 percent of the gross revenue received by the audio-visual contractor for exclusive professional management (rigging and operating services) is returned to the City.

The enabling documentation is contained in the Esports Stadium's operating and pricing policies.

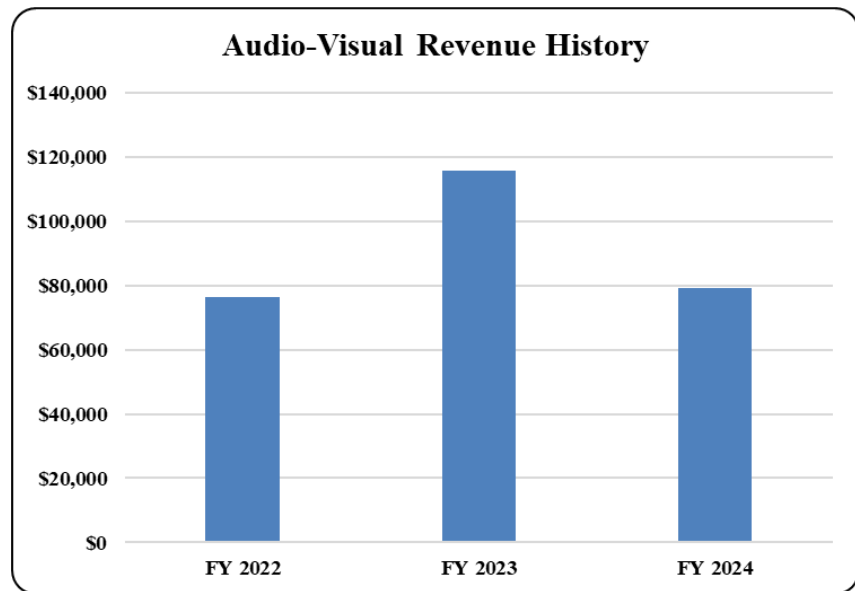
#### Revenue Code:

FD3040 Convention Event Services / RC00269 - Audio-Visual Revenue

#### Revenue History

FY 2022	\$76,235
FY 2023	\$115,651
FY 2024	\$79,090

Figures for the most recent year are unaudited.





# 2024 Revenue Manual

## *Convention & Event Services*



### **Catering Revenue**

**Responsible Department:** Convention and Event Services

These revenues are received from catering services provided to clients through a management contract with a catering company.

The enabling documentation is contained in the Esports Stadium's operating and pricing policies.

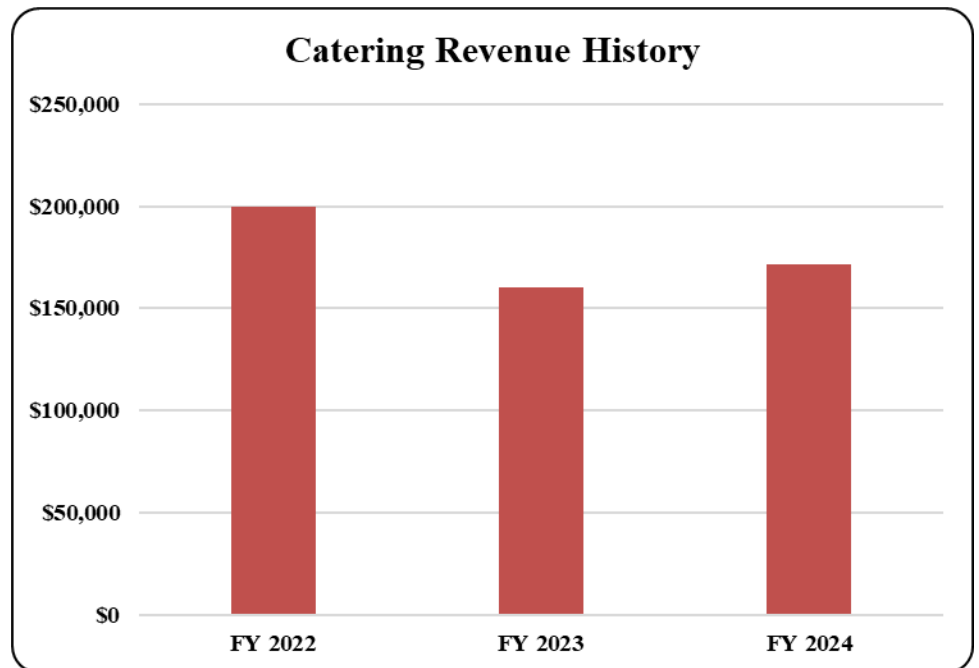
### **Revenue Code:**

FD3040 Convention Event Services / RC00259 - Catering

### **Revenue History**

FY 2022	\$199,731
FY 2023	\$160,448
FY 2024	\$171,459

Figures for the most recent year are unaudited.







# 2024 Revenue Manual

## Convention & Event Services



### Communication Services

#### **Responsible Department: Convention and Event Services**

Exhibitors and tenants who wish to rent telephones, teleconferencing or other communications equipment pre-pay a rental fee for these services, as follows:

- \$105 per phone line
- \$100 per day for cable television connection
- \$3,500 per day for premium dedicated client WiFi network
- \$100 per day for 5 mbps ethernet connection, \$200 per day for 10 mbps ethernet connection
- \$250 for ISDN line

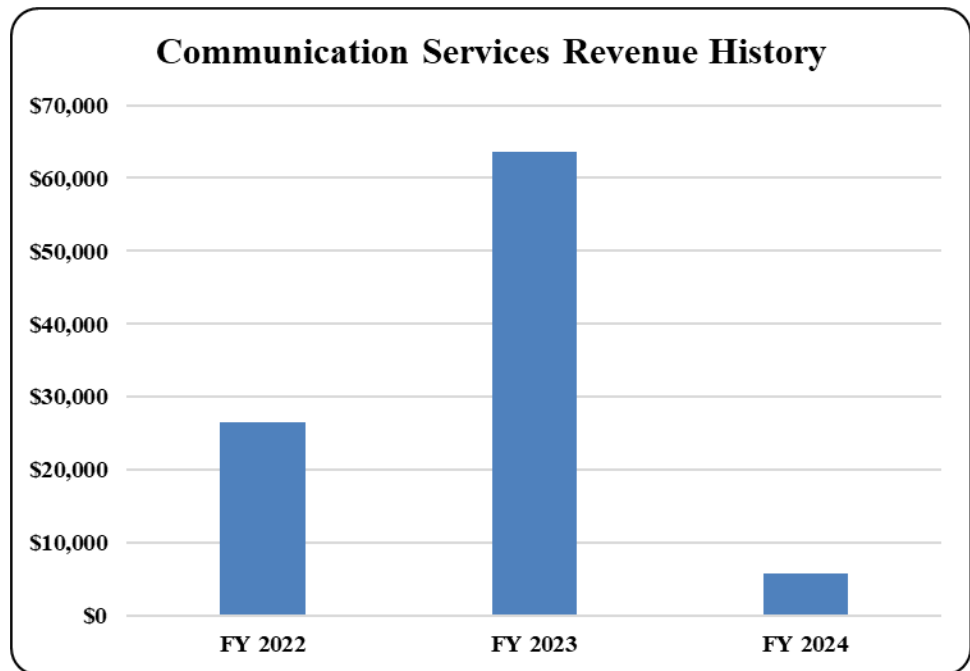
The enabling documentation is contained in the Esports Stadium's operating and pricing policies.

#### **Revenue Code:**

#### **FD3040 Convention Event Services / RC00263 - Telephone Services Revenue History**

FY 2022	\$26,576
FY 2023	\$63,590
FY 2024	\$5,850

Figures for the most recent year are unaudited.





# 2024 Revenue Manual

## Convention & Event Services



### Concessionaire Reimbursements

#### **Responsible Department: Convention and Event Services**

The concessionaire at the Esports Stadium reimburses the City for the cost of utilities and pest control services. The City receives one percent of the gross revenues generated by the concessionaire at the Esports Stadium to offset utility expenses, and also receives a reimbursement equal to one-third of the Stadium's expenditures for pest control services.

The enabling documentation is contained in the Esports Stadium's operating and pricing policies.

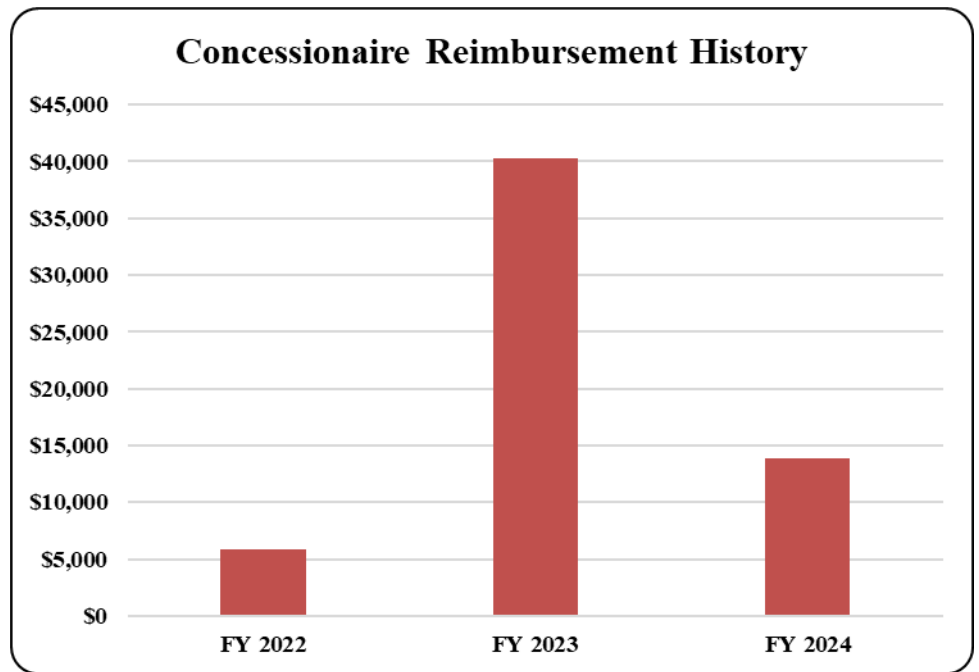
#### **Revenue Code:**

FD3040 Convention Event Services / RC00268 - Concessionaire Utility Reimbursement

#### **Revenue History**

FY 2022	\$5,818
FY 2023	\$40,321
FY 2024	\$13,868

Figures for the most recent year are unaudited.





# 2024 Revenue Manual

## *Convention & Event Services*



### **Concessions - Food**

#### **Responsible Department: Convention and Event Services**

These revenues are received from food sales provided through a management contract with a catering company.

The enabling documentation is contained in the Esports Stadium's operating and pricing policies.

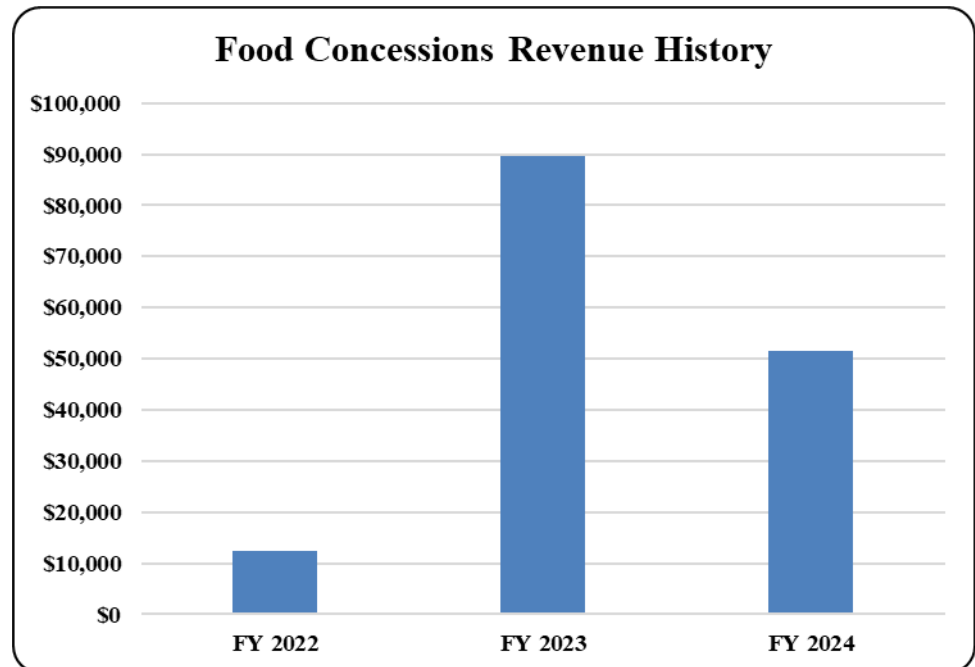
#### **Revenue Code:**

FD3040 Convention Event Services / RC00261 - Concessions - Food

#### **Revenue History**

FY 2022	\$12,482
FY 2023	\$89,656
FY 2024	\$51,437

Figures for the most recent year are unaudited.





# 2024 Revenue Manual

## Convention & Event Services



### Concessions - Liquor

#### **Responsible Department: Convention and Event Services**

These revenues are received from sales of alcohol provided to clients through a management contract with a catering company.

The enabling documentation is contained in the Esports Stadium's operating and pricing policies.

#### **Revenue Code:**

FD3040 Convention Event Services / RC00260 - Concessions - Liquor

#### **Revenue History**

FY 2022	\$18,408
FY 2023	\$36,883
FY 2024	\$20,957

Figures for the most recent year are unaudited.





# 2024 Revenue Manual

## Convention & Event Services



### Event Labor and Expenses

#### **Responsible Department: Convention and Event Services**

These revenues are from fees charged to clients for miscellaneous event labor and are charged at the rate of \$40 per hour.

The enabling documentation is contained in the Esports Stadium's operating and pricing policies.

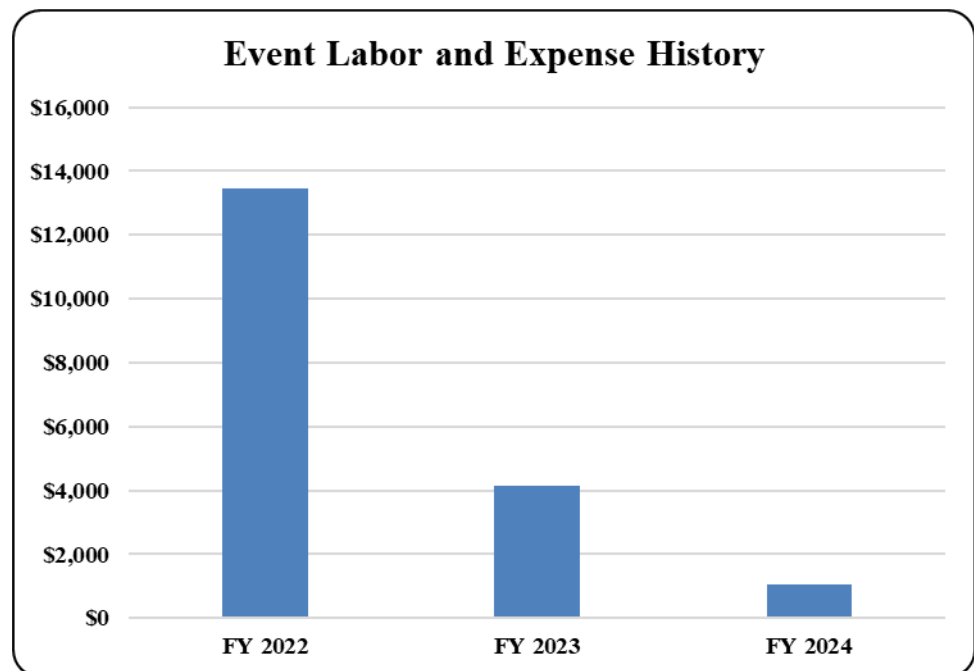
#### **Revenue Code:**

FD3040 Convention Event Services / RC00258 - Event Labor & Expense

#### **Revenue History**

FY 2022	\$13,455
FY 2023	\$4,160
FY 2024	\$1,060

Figures for the most recent year are unaudited.





# 2024 Revenue Manual

## Convention & Event Services



### Hotel Occupancy Tax

**Responsible Department:** Finance, Convention & Event Services

These revenues are received from the tax on the cost of occupying a hotel or motel room within the City. The tax is collected by the hotel/motel operator and forwarded to the City on a quarterly basis. The total tax is 13 percent, with the City retaining 7 percent and the state receiving 6 percent. The City also collects an additional 2 percent as a Venue Tax to contribute to paying for the new Cowboys Stadium, which is deposited in revenue account 2002-40702. The revenues shown below represent only the 7 percent portion.

The enabling legislation is Ordinance 93-230 and Resolution 04-117.

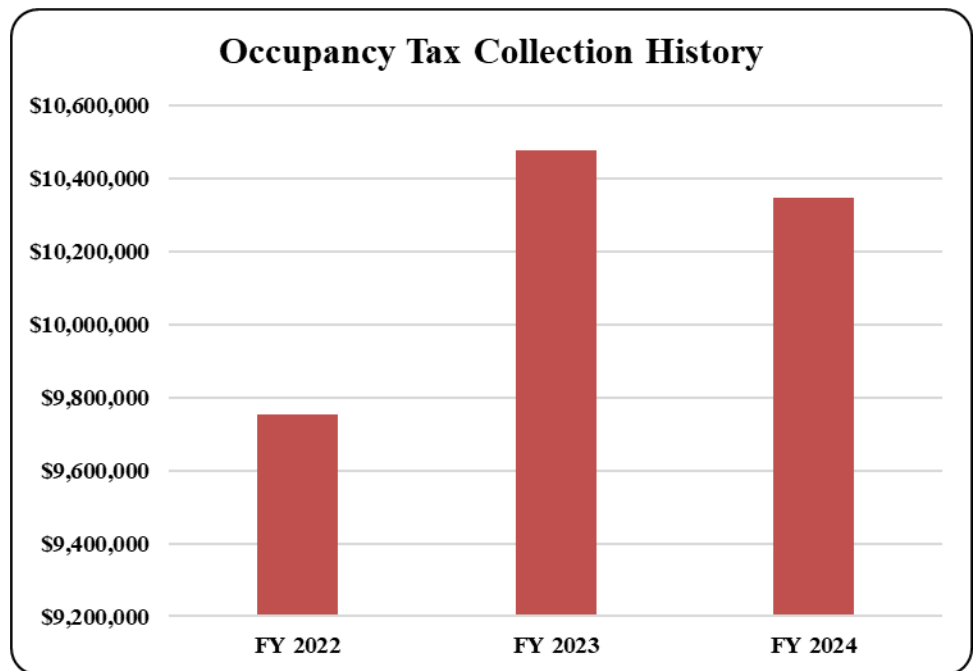
### **Revenue Code:**

FD3040 Convention Event Services / RC00119 - Occupancy Tax

### **Revenue History**

FY 2022	\$9,753,157
FY 2023	\$10,477,877
FY 2024	\$10,346,187

Figures for the most recent year are unaudited.





# 2024 Revenue Manual

## Convention & Event Services



### Miscellaneous Revenues

#### **Responsible Department: Convention and Event Services**

These revenues are from fees charged to clients for event services such as copies and faxes, miscellaneous charges not included in equipment rental and retained sales tax revenues.

The enabling documentation is contained in the Esports Stadium's operating and pricing policies.

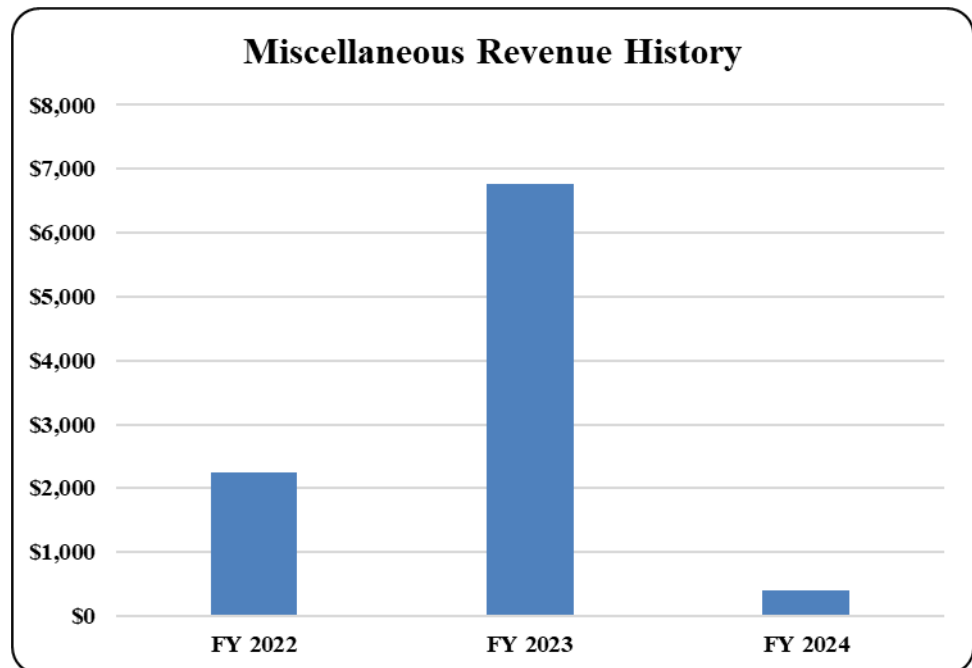
#### **Revenue Code:**

FD3040 Convention Event Services / RC00426 - Miscellaneous Revenue

#### **Revenue History**

FY 2022	\$2,250
FY 2023	\$6,773
FY 2024	\$398

Figures for the most recent year are unaudited.







# 2024 Revenue Manual

## *Convention & Event Services*



### Parking Revenue

**Responsible Department:** Convention and Event Services

Attendees at the Esports Stadium are charged for parking, as follows:

- \$10 per vehicle

The enabling documentation is contained in the Esports Stadium's operating and pricing policies.

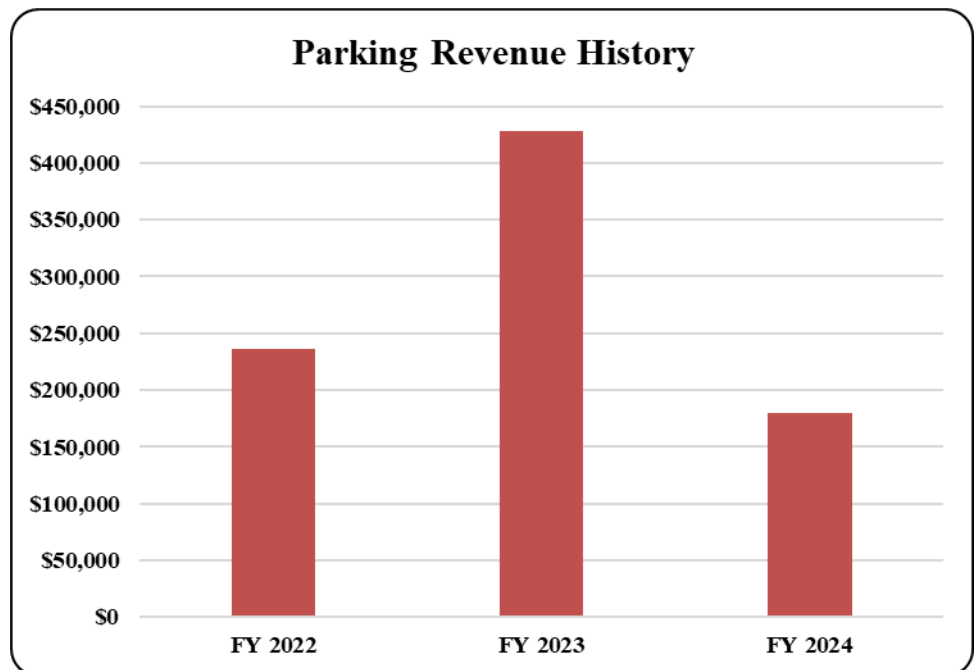
### **Revenue Code:**

FD3040 Convention Event Services / RC00271 - Parking Revenue

### **Revenue History**

FY 2022	\$236,748
FY 2023	\$427,679
FY 2024	\$180,158

Figures for the most recent year are unaudited.





# 2024 Revenue Manual

## *Convention & Event Services*



### Parking Revenue - Special Events

#### **Responsible Department: Convention and Event Services**

These parking fees are received from attendees at events in the Entertainment District. When the Esports Stadium is not in use, those attending special events are charged for parking at rates determined by the type of event and market demand.

The enabling documentation is contained in the Esports Stadium's operating and pricing policies.

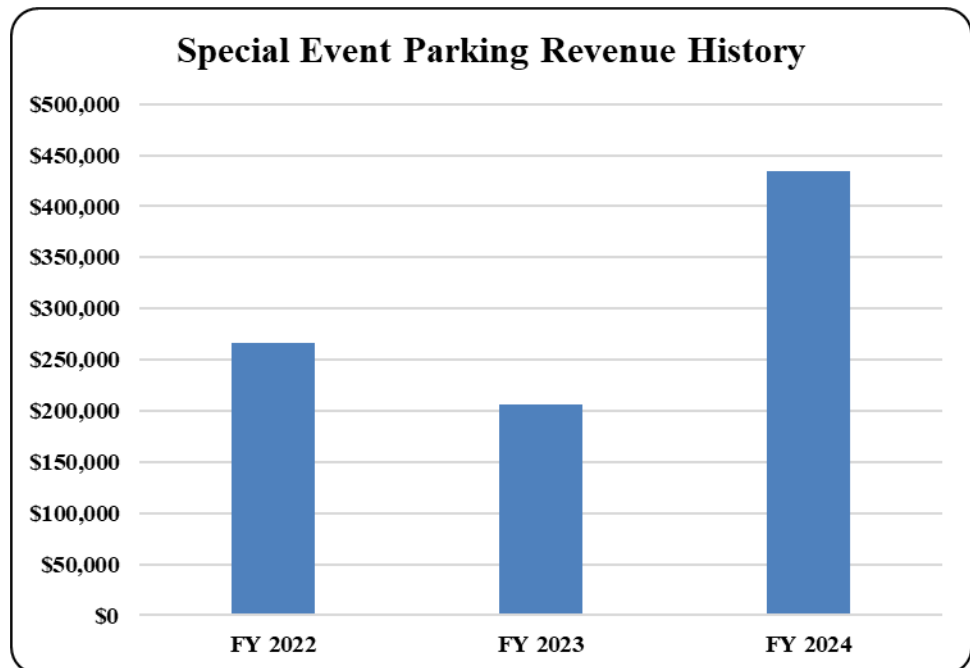
#### **Revenue Code:**

FD3040 Convention Event Services / RC00272 - Parking-Special Events

#### **Revenue History**

FY 2022	\$266,502
FY 2023	\$206,587
FY 2024	\$435,092

Figures for the most recent year are unaudited.





# 2024 Revenue Manual

## Convention & Event Services



### Rental – Grand Hall (Stadium)

#### **Responsible Department: Convention and Event Services**

The City receives revenue from the rental of facilities at the Esports Stadium. The rental fees are as follows:

- \$4,000 per day for entire Stadium
- \$1,000 per day (each) for Stadium Sections I, II, and III
- \$500 per move-in/move-out day (each) for Stadium Sections I, II, and III
- \$2,000 per day for Stadium Section IV
- \$1,000 per move-in/move-out day for Stadium Section IV
- \$10,000 per event day for use of built-in stage and audio/visual equipment

The enabling documentation is contained in the Esports Stadium's operating and pricing policies.

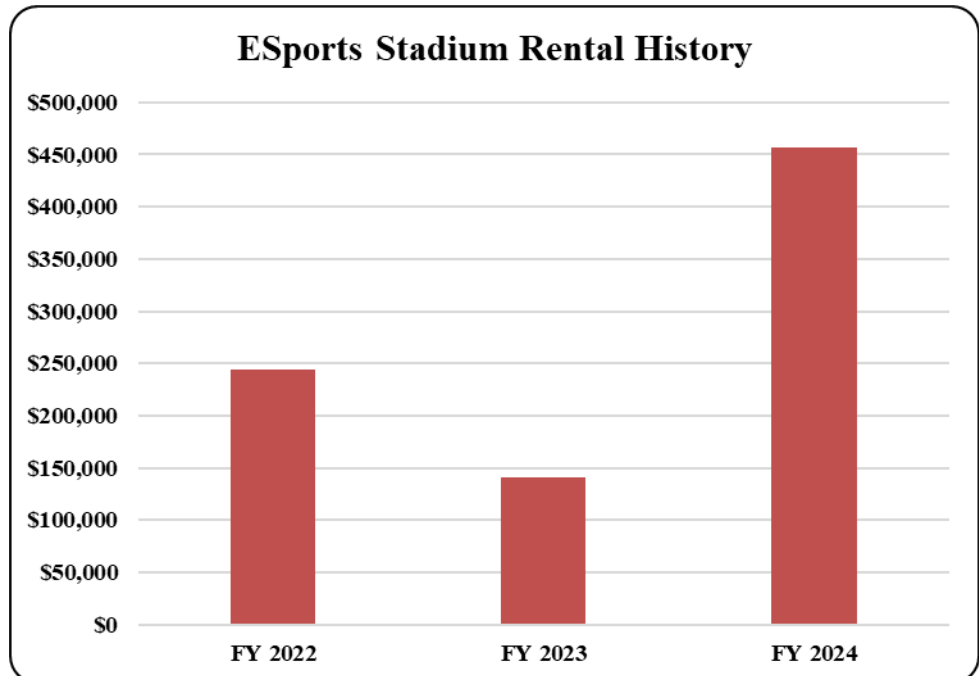
#### **Revenue Code:**

FD3040 Convention Event Services / RC00265 - Grand Hall Revenue

#### **Revenue History**

FY 2022	\$244,559
FY 2023	\$140,375
FY 2024	\$456,450

Figures for the most recent year are unaudited.





# 2024 Revenue Manual

## Convention & Event Services



### Rental - Equipment

#### **Responsible Department: Convention and Event Services**

Fees are charged for the rental of various types of equipment at the Esports Stadium, as follows:

- Forklift with operator - \$100 per hour, one hour minimum
- High reach with operator - \$100 per hour, one hour minimum
- Tables - \$5 per day
- Chairs - \$2 per day
- Stage - \$20 per section, per show

The enabling documentation is contained in the Esports Stadium's operating and pricing policies.

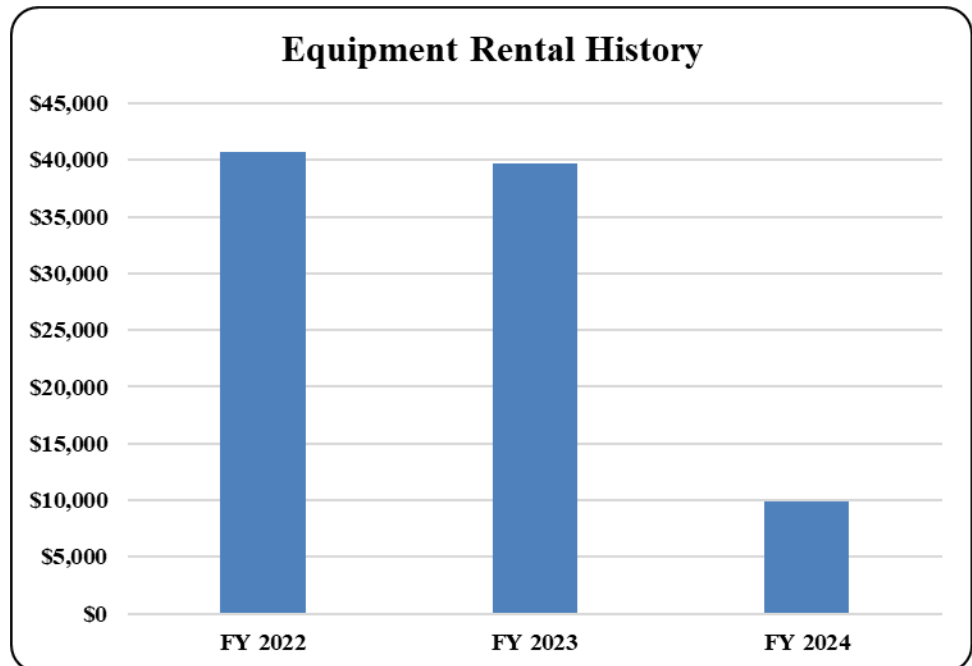
#### **Revenue Code:**

FD3040 Convention Event Services / RC00267 - Rental - Equipment

#### **Revenue History**

FY 2022	\$40,695
FY 2023	\$39,647
FY 2024	\$9,927

Figures for the most recent year are unaudited.





# 2024 Revenue Manual

## Convention & Event Services



### Rental – Exhibit Hall and Meeting Rooms

**Responsible Department:** Convention and Event Services

The City receives revenue from the rental of the Exhibit Hall areas at the Esports Stadium. The rental fees are as follows:

- \$900 per show day for Combined Team Rooms 10-13
- \$450 per move-in/move-out day for Combined Team Rooms 10-13
- \$150 per show day (each) for Team Rooms 10 & 11
- \$75 per move-in/move-out day (each) for Team Rooms 10 & 11
- \$300 per show day (each) for Team Rooms 12 & 13
- \$150 per move-in/move-out day (each) for Team Rooms 12 & 13

The enabling documentation is contained in the Esports Stadium’s operating and pricing policies.

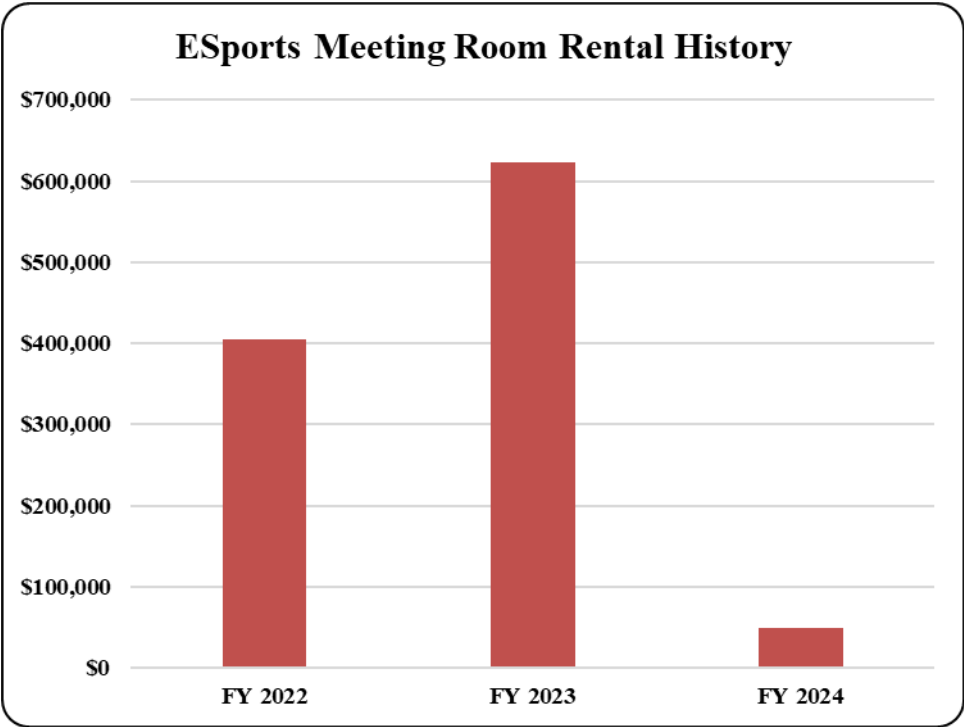
### **Revenue Code:**

FD3040 Convention Event Services / RC00266 - Rental - Meeting Room

### **Revenue History**

FY 2022	\$0
FY 2023	\$0
FY 2024	\$10,350

Figures for the most recent year are unaudited.





# 2024 Revenue Manual

## Convention & Event Services



**Esports Rental Share**

**Responsible Department: Convention and Event Services**

The City receives revenue from Esports Venues for the use of areas at the Esports Stadium. For events other than designated base events, Esports Venues pays 20 percent of gross revenue received from operation of the Production Suite Equipment.

The enabling documentation is contained in the Esports Stadium’s operating and pricing policies.

**Revenue Code:**

FD3040 Convention Event Services / RC00553 - Esports Rental Share

**Revenue History**

FY 2022	\$0
FY 2023	\$217,312
FY 2024	\$143,014

Figures for the most recent year are unaudited.





# 2024 Revenue Manual

## Convention & Event Services



### Esports Stadium Lease

#### **Responsible Department: Convention and Event Services**

The City receives revenue from Esports Venues for the licensed use of the premises for designated base events during the lease term.

The enabling documentation is contained in the Esports Stadium's operating and pricing policies.

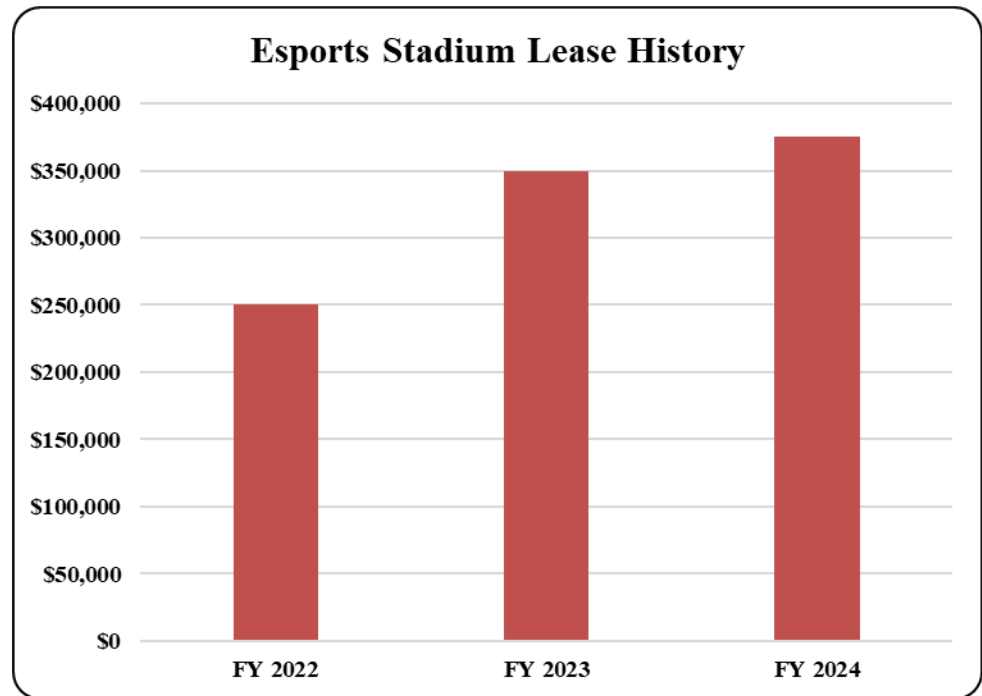
#### **Revenue Code**

FD3040 Convention Event Services / RC00516 - eSports Stadium Lease

#### **Revenue History**

FY 2022	\$250,000
FY 2023	\$350,000
FY 2024	\$375,000

Figures for the most recent year are unaudited.







# 2024 Revenue Manual

## Convention & Event Services



### Security Revenue

#### **Responsible Department: Convention Center**

Security fees are received from the Esports Stadium’s contracted crowd management company. The facility receives 10 percent of the fee charged to the client for crowd management at events.

The enabling documentation is contained in the Esports Stadium’s operating and pricing policies.

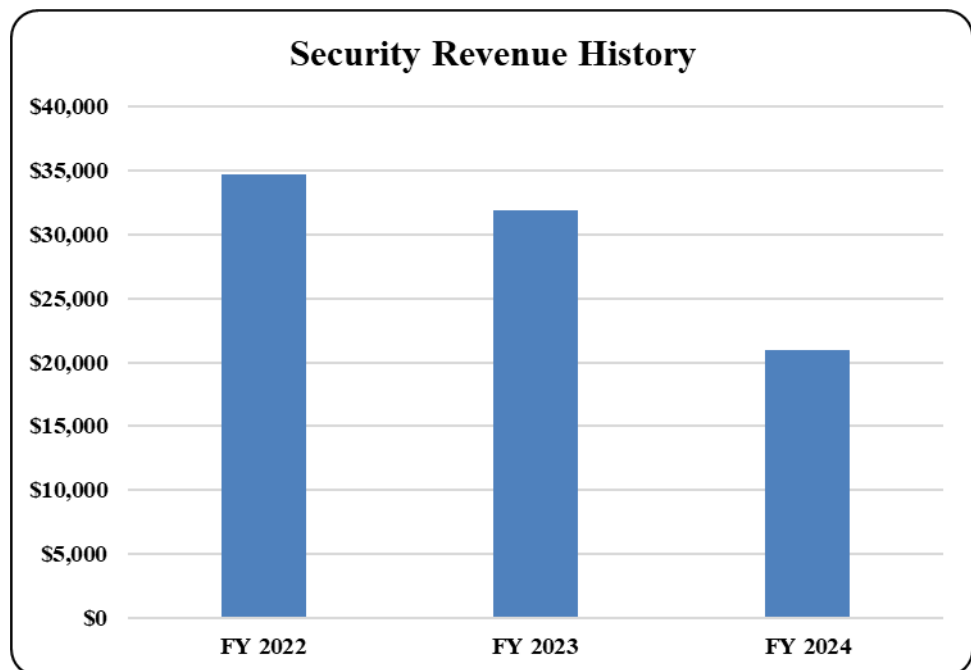
#### **Revenue Code:**

FD3040 Convention Event Services / RC00273 - Security Revenue

#### **Revenue History**

FY 2022	\$34,730
FY 2023	\$31,881
FY 2024	\$20,964

Figures for the most recent year are unaudited.





# 2024 Revenue Manual

## Convention & Event Services



### Stadium Rent and Naming Rights

**Responsible Department:** Convention and Event Services, Finance

The City receives an annual payment of \$500,000 representing its portion of the revenues derived from the sale of naming rights for AT&T Stadium. The City also receives rental payments from the Dallas Cowboys in the amount of \$2.0 million annually.

The enabling documentation is contained in the master agreement between the City and the Dallas Cowboys.

### **Revenue Codes:**

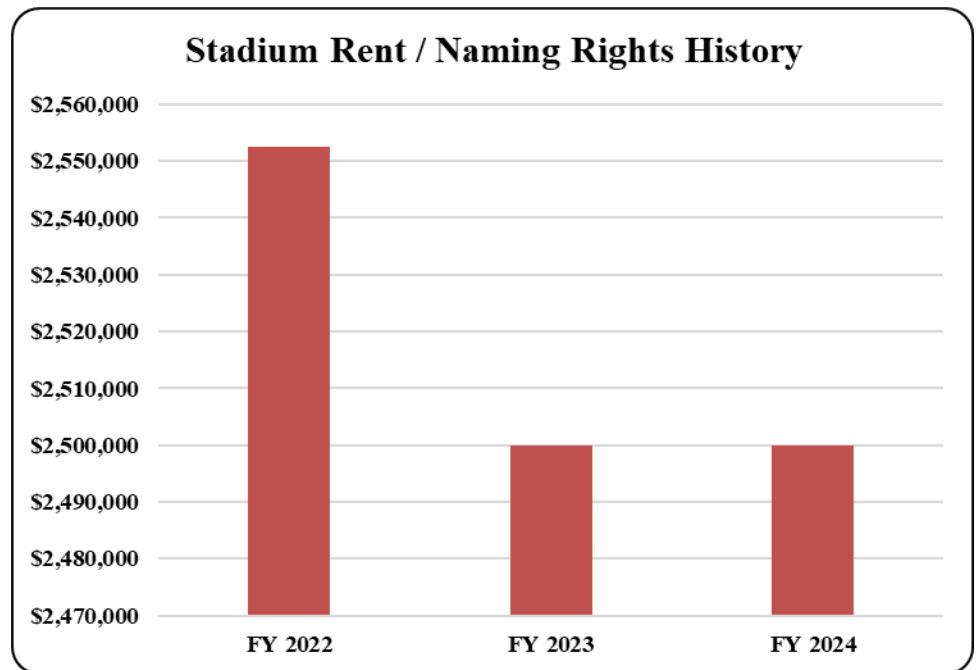
FD3040 Convention Event Services / RC00397 - Cowboys Stadium Rent

FD3040 Convention Event Services / RC00404 - Cowboys Naming Rights

### **Revenue History:**

FY 2022	\$2,552,558
FY 2023	\$2,500,000
FY 2024	\$2,500,000

Figures for the most recent year are unaudited.





# 2024 Revenue Manual

## Convention & Event Services



### Utility Services

#### **Responsible Department: Convention and Event Services**

These fees are charged to exhibitors for electricity, compressed air, water and drainage services ordered for events. The rates are as follows:

- Electricity 20 amps (duplex plug) - \$60 in advance, \$85 for a floor order
- Electricity usage, 6 kWh - \$150 in advance, \$200 for a floor order
- Electricity usage, 10 kWh - \$200 in advance, \$250 for a floor order
- Electricity usage, 20 kWh - \$275 in advance, \$325 for a floor order
- Electricity usage, 35 kWh - \$300 in advance, \$350 for a floor order
- Electricity usage, 100 amps - must be paid in advance (no floor order available). The facility should be contacted for pricing.
- Compressed air - \$125 per connection in advance, \$250 per connection for a floor order
- Water - \$100 per connection in advance, \$175 per connection for a floor order
- Drainage - \$75 per connection in advance, \$150 per connection for a floor order

The enabling documentation is contained in the Esports Stadium's operating and pricing policies.

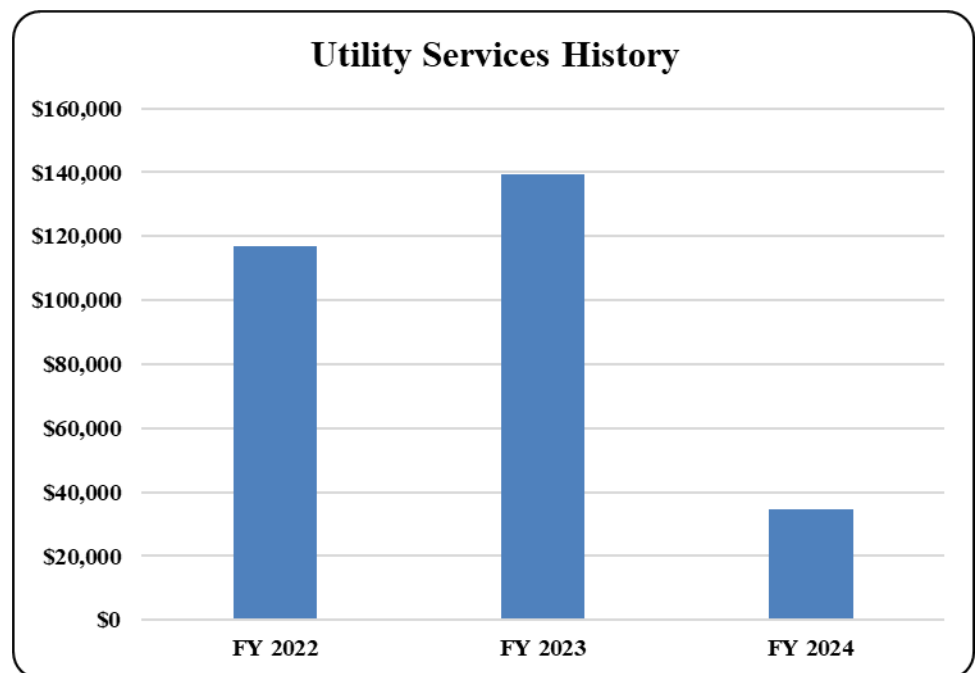
#### **Revenue Code:**

FD3040 Convention Event Services / RC00262 - Utility Services

#### **Revenue History**

FY 2022	\$116,816
FY 2023	\$139,332
FY 2024	\$34,460

Figures for the most recent year are unaudited.



The header features a green background with a pattern of US dollar bills. The text is centered in white.

# 2024 Revenue Manual

## *Convention & Event Services*





# 2024 Revenue Manual

## Park Performance Fund



### *Parks & Recreation*

#### Field Enhancement Revenues

#### **Responsible Department: Parks and Recreation**

These revenues are received from fees charged to various sports leagues, tournament groups, teams and individuals for use of the City's playing fields.

The enabling documentation is contained in the Parks and Recreation Department's operating and pricing policies.

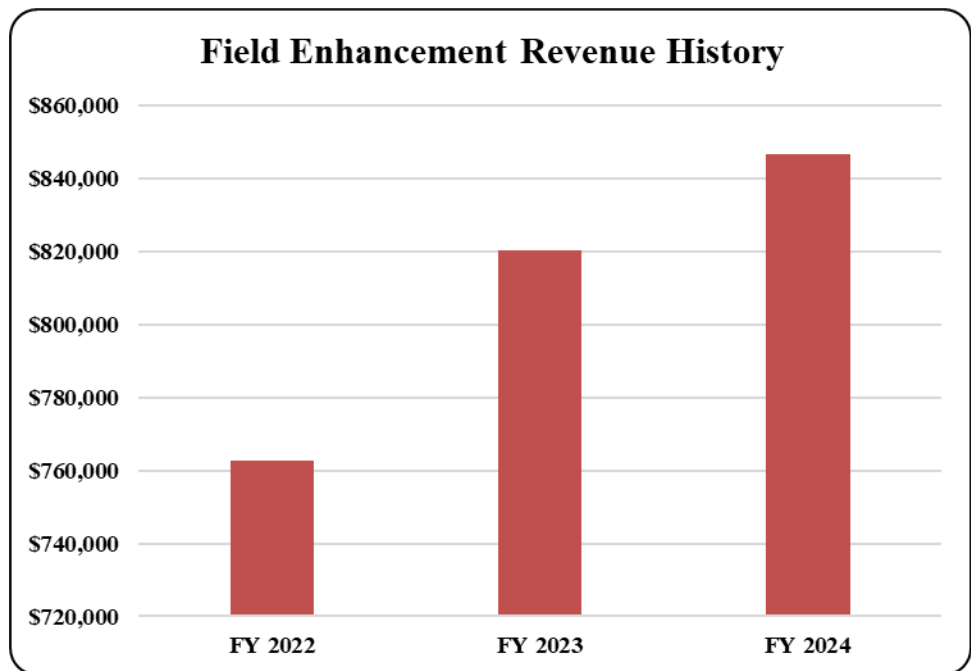
#### **Revenue Code:**

FD3000 Park Performance / RC00152 - Field Maintenance Enhancement

#### **Revenue History**

FY 2022	\$762,757
FY 2023	\$820,244
FY 2024	\$846,570

Figures for the most recent year are unaudited.





# 2024 Revenue Manual

## *Park Performance Fund*



### Golf Programs Revenue

#### **Responsible Department: Parks and Recreation**

These revenues are received from program participation and retail sales, food and beverage sales, and rentals at the City’s four golf courses: Lake Arlington, Meadowbrook, Texas Rangers Golf Club, and Tierra Verde.

The enabling documentation is contained in the Parks and Recreation Department’s operating and pricing policies.

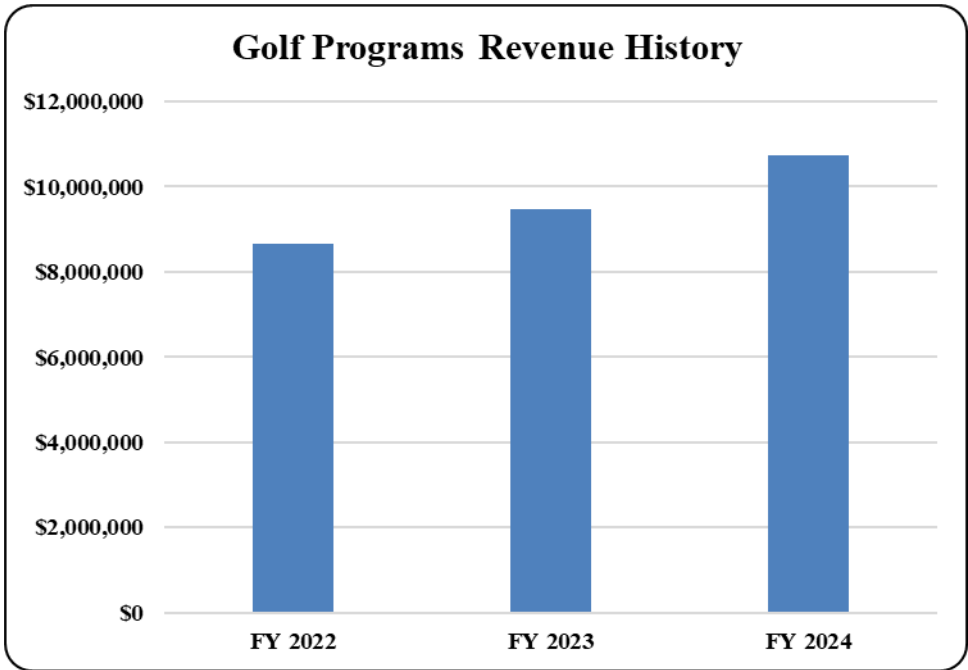
#### **Revenue Codes:**

Varies by course and program area

#### **Revenue History**

FY 2022	\$8,663,553
FY 2023	\$9,468,146
FY 2024	\$10,744,269

Figures for the most recent year are unaudited.





# 2024 Revenue Manual

## *Park Performance Fund*



### Recreation Center Programs Revenue

#### **Responsible Department: Parks and Recreation**

These revenues are received from program participation and retail sales and rentals at the City’s recreation centers, event centers and swimming pools.

The enabling documentation is contained in the Parks and Recreation Department’s operating and pricing policies.

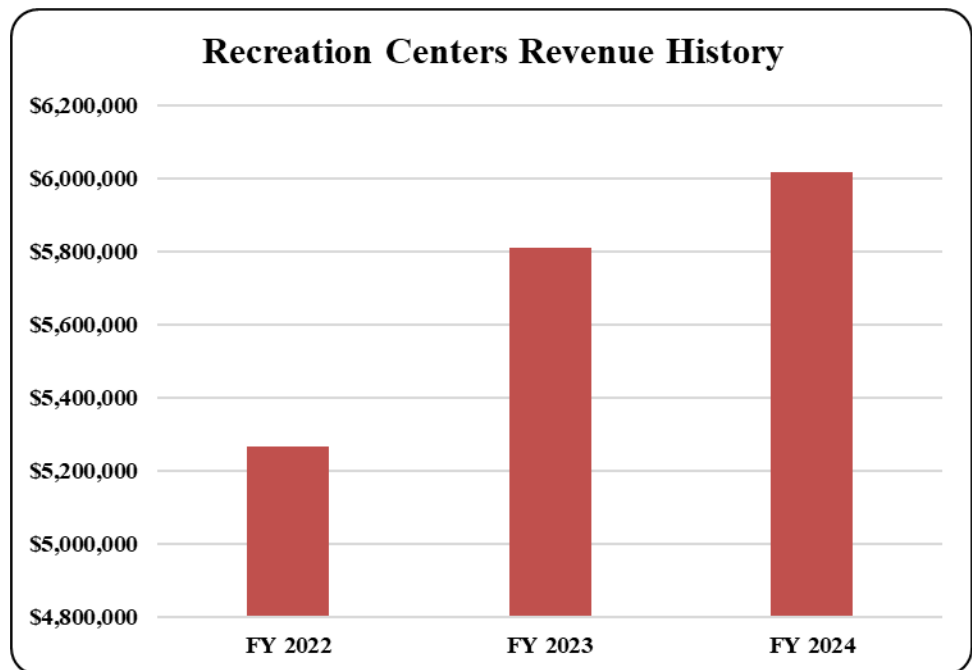
#### **Revenue Code:**

Varies by venue and program area

#### **Revenue History**

FY 2022	\$5,264,363
FY 2023	\$5,809,316
FY 2024	\$6,018,070

Figures for the most recent year are unaudited.





The header features a green background with a pattern of US dollar bills. The text is centered in white.

# 2024 Revenue Manual

## *Park Performance Fund*





# 2024 Revenue Manual

## Storm Water Utility Fund



### Public Works

#### Storm Water Utility Fund - Commercial Fees

##### Responsible Department: Public Works

These fees are received from owners of commercial property for maintenance of the City's storm water drainage system.

The enabling documentation is the adopted annual budget.

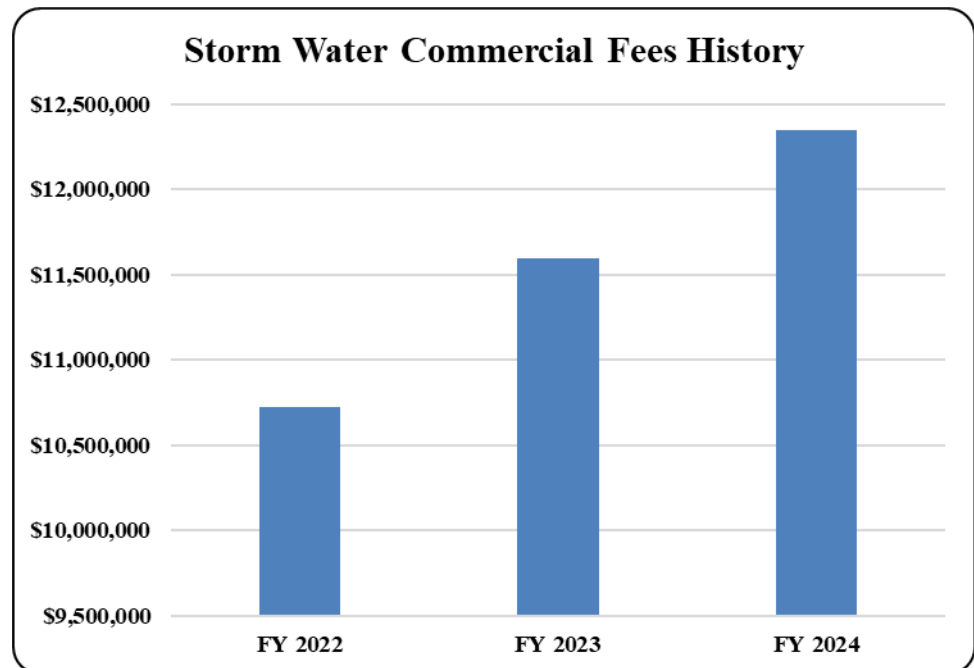
##### Revenue Code:

FD5010 Storm Water Utility / RC00511 - Commercial Drainage Fee

##### Revenue History

FY 2022	\$10,722,073
FY 2023	\$11,596,000
FY 2024	\$12,345,454

Figures for the most recent year are unaudited.





# 2024 Revenue Manual

## *Storm Water Utility Fund*



**Storm Water Utility Fund - Residential Fees**

**Responsible Department: Public Works**

These fees are received from owners of residential property for maintenance of the City’s storm water drainage system.

The enabling documentation is the adopted annual budget.

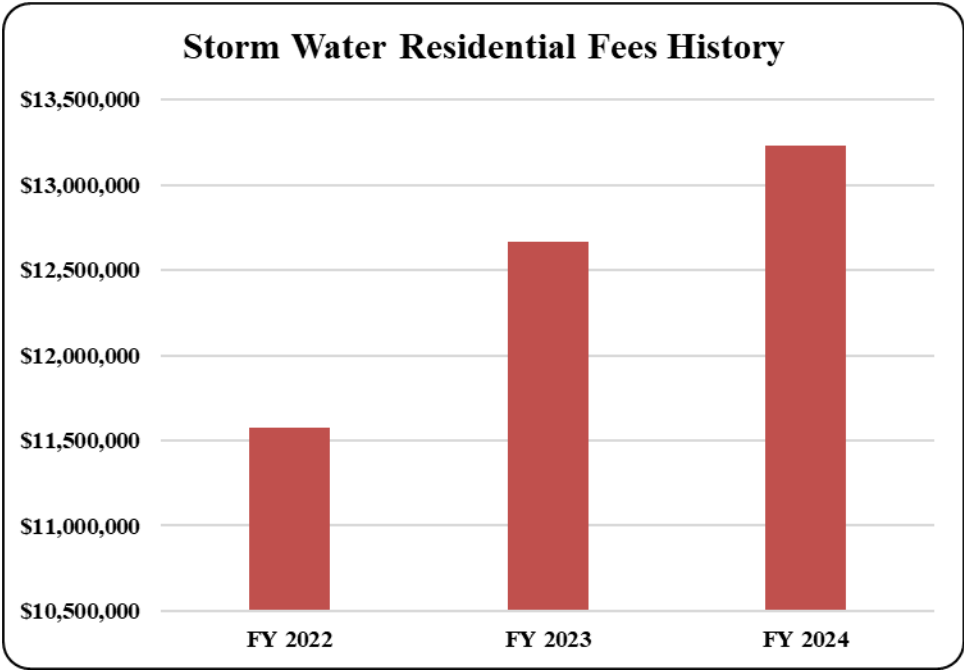
**Revenue Code:**

FD5010 Storm Water Utility / RC00196 - Residential Drainage Fee

**Revenue History**

FY 2022	\$11,578,318
FY 2023	\$12,669,553
FY 2024	\$13,228,066

Figures for the most recent year are unaudited.





# 2024 Revenue Manual

## *Storm Water Utility Fund*



### Storm Water Utility Fund - Interest Income

#### **Responsible Department: Finance, Public Works & Transportation**

The City receives varying rates of interest on its investments, depending on the type and duration of the investment. The revenues from investment activity are recognized and accounted for by fund. The interest income reflected below results from the invested balances in the City's Storm Water Utility Fund.

The City's investment strategies are governed by the current Investment Policy manual and overseen by the Investment Committee comprised of senior financial staff.

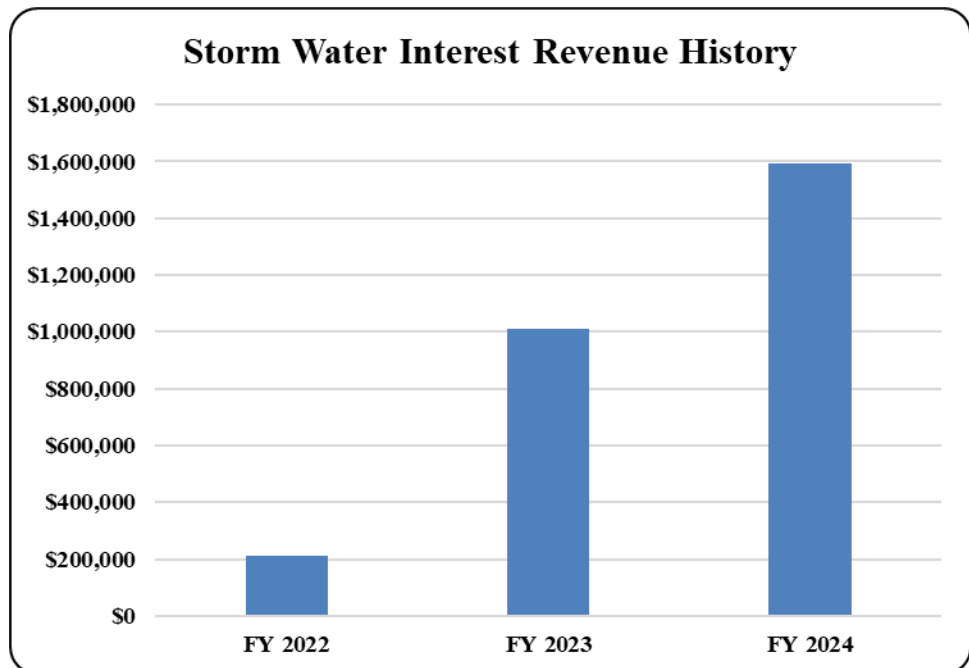
#### **Revenue Code:**

FD5010 Storm Water Utility / RC00450 - Interest Income

#### **Revenue History**

FY 2022	\$210,899
FY 2023	\$1,011,629
FY 2024	\$1,595,232

Figures for the most recent year are unaudited.



The header features a green background with a pattern of US dollar bills. The text is centered in white.

# 2024 Revenue Manual

## *Storm Water Utility Fund*





# 2024 Revenue Manual

## *Street Maintenance Fund*



### *Public Works & Transportation*

#### **Street Maintenance Fund - Sales Taxes**

**Responsible Department:** Finance, Public Works & Transportation

Please refer to page 10 of this manual for a description of the sales tax revenues received by the Street Maintenance Fund.



# 2024 Revenue Manual

## *Street Maintenance Fund*



### Street Maintenance Fund - Interest Income

#### **Responsible Department: Finance, Public Works & Transportation**

The City receives varying rates of interest on its investments, depending on the type and duration of the investment. The revenues from investment activity are recognized and accounted for by fund. The interest income reflected below results from the invested balances in the City's Street Maintenance Fund.

The City's investment strategies are governed by the current Investment Policy manual and overseen by the Investment Committee comprised of senior financial staff.

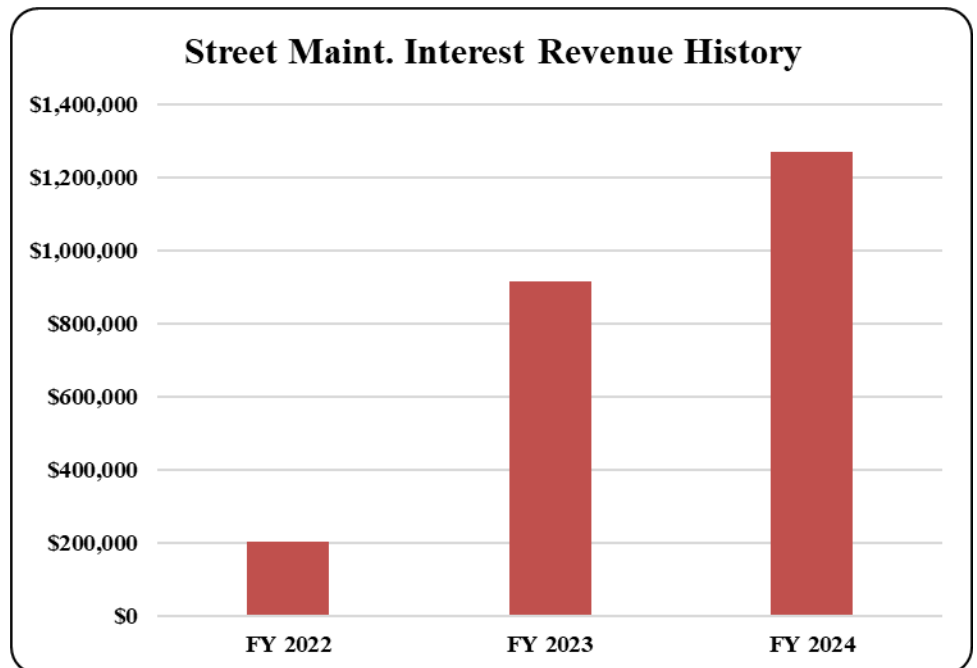
#### **Revenue Code:**

FD3045 Street Maintenance / RC00450 - Interest Income

#### **Revenue History**

FY 2022	\$204,620
FY 2023	\$915,771
FY 2024	\$1,270,876

Figures for the most recent year are unaudited.







# 2022 Revenue Manual

## *Special Transit - Handitran*



### *Handitran*

#### State Reimbursement - Special Transit

#### **Responsible Department: Special Transportation - Handitran**

This reimbursement from the Texas Department of Transportation covers a portion of the costs for operating the City's senior and disabled transportation service (Handitran). The reimbursement covers a portion of the total unfunded operating budget (the operating budget net of revenues).

The enabling legislation is Resolution 98-572.

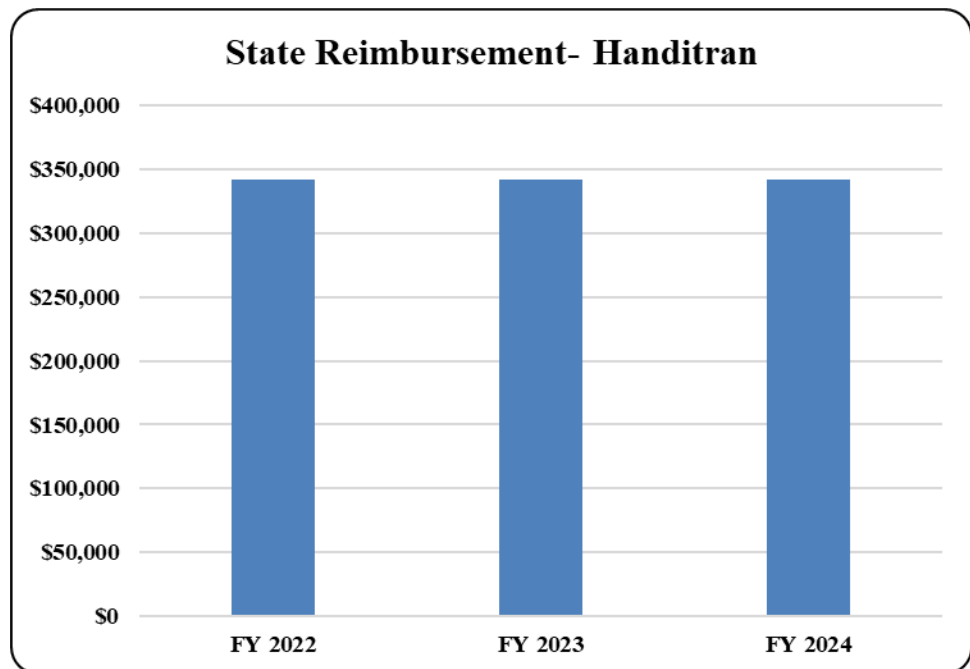
#### **Revenue Code:**

FD3509 Handitran / RC00369 – State Grants

#### **Revenue History**

FY 2022	\$341,663
FY 2023	\$341,663
FY 2024	\$341,663

Figures for the most recent year are unaudited.





# 2022 Revenue Manual

## *Special Transit - Handitran*

