



FORCE AND TACTICS ASSESSMENT UNIT



2025 Annual Use of Force Report

TABLE OF CONTENTS

| | |
|---|----|
| Message from Chief of Police Al Jones | 3 |
| Summary | 4 |
| FBI National Policies on Reporting Use of Force | 5 |
| Calls for Service vs. Use of Force Incidents. | 5 |
| Key Analysis Points | 6 |
| Total Incidents by Call Type | 6 |
| Race of Subjects Against Whom Force Was Used | 7 |
| Contact Category as a Percentage | 7 |
| CEW (Conducted Energy Weapon) Usage Analysis | 8 |
| Police Employee and Subject Injuries | 9 |
| Police Employee and Subject Injuries | 10 |
| Officer Involved Shootings | 11 |



MESSAGE FROM CHIEF OF POLICE AL JONES

The primary role of any law enforcement agency is to serve and protect its community. In fulfilling this duty, there are times when use of force is necessary to maintain order or save lives. During these critical moments, officers must make quick decisions that can have significant consequences.

The Arlington Police Department is dedicated to ensuring that officers have the knowledge, training, and resources needed to make informed decisions, enabling them to respond appropriately to various situations and peacefully resolve incidents within our community.

At APD, we prioritize and respect human life. Our commitment to de-escalation training and community engagement remains steadfast.

All officers at APD are mandated to complete a minimum of 40 hours of In-Service training every two years, ensuring compliance with the Texas Commission on Law Enforcement (TCOLE), the governing body for peace officers in Texas. This training is consistently updated to reflect industry best practices and cover essential topics such as defensive tactics, de-escalation techniques, and tactical medicine.

We require extensive reporting on use of force by our personnel and collect more data on use of force incidents than nearly any other law enforcement agency in the country, providing us with a comprehensive understanding of our use of force practices.

The department also has a Force & Tactics Unit whose primary job is to review all use of force incidents, identify any trends that emerge, and make recommendations on changes to use of force policy or training.

I believe these efforts continue to pay dividends. In 2025, officers responded to more than 250,000 calls for service and less than one half of a percent of those calls resulted in a use of force report being generated.

I am grateful for the men and women of the Arlington Police Department for their professionalism and commitment to doing the job correctly. I hope that community members share similar feelings after reviewing this report. We provide this report to the public not only to promote transparency and accountability but also to strengthen trust and encourage positive engagement with those we serve.



2025 SUMMARY

This summary provides details related to how the Arlington Police Department (APD) reports and tracks use of force (UOF) incidents by police employees.

2025 Use of Force (UOF) Report Highlights

- APD responded to 252,816 total Calls for Service, a 4.5% increase in total Calls for Service from 2024.
- There were 1,094 UOF Incidents, a decrease of 11.4% in the number of UOF Incidents from 2024.
- There were 1,594* subjects involved in the UOF incidents, a decrease of 10.5% as compared to 2024. (*Five of the subjects involved in 2025 were animals.)
- There were five reportable UOF Incidents against an animal in 2025.

Only 0.4% of Calls for Service in 2025 resulted in a reportable UOF incident. This amounts to 3.9 UOF incidents for every 1,000 Calls for Service.

There was one incident in 2025 in which officers discharged a firearm at a subject after the individual fired upon them during the commission of an aggravated robbery. This incident did not result in the injury or death of the subject.

Important Policy Highlights

In 2018, the Force and Tactics Assessment Unit (FTAU) recommended, and APD implemented, a UOF policy modification which elevated the Conducted Energy Weapon (CEW) on the APD UOF continuum. In 2019, the department began to capture two new UOF categories, CEW – Drew and CEW – Pointed, ensuring consistency with APD’s reporting of firearm usage.

In 2020, policy was revised to clearly state, “An employee has a duty to intervene to prevent or stop the use of excessive force by any public safety employee or volunteer when it is safe and reasonable to do so,” and “An employee who witnesses, participates, or intervenes in an act of excessive force shall immediately report that event to a supervisor.”

In 2022, the department began to capture the residency (i.e., Arlington Resident, Non-Arlington Resident, Unhoused, or Unable to Determine) information of the subjects who had forced used against them.

In 2023, APD implemented the 40mm Less Lethal launched projectile weapon system along with the force application data associated with it. The UOF categories for 40mm Launcher - Drew, 40mm Launcher - Pointed, and 40mm Launcher - Discharged became reportable for patrol operations. Prior to 2023, SWAT was the only APD element with the 40mm launcher capabilities. APD now has two launchers for each patrol district, one for our Community Action Team, and one for our K9 Unit. Each calendar year, our Range Masters requalify 40mm launcher operators and train new operators. The Range Masters hope to increase the number of less-lethal launchers as they are excellent non-lethal de-escalation options in critical incidents.

During 2025, In-Service instruction time was spent on various topics to better equip our officers for challenges they face from day to day. Advanced Law Enforcement Rapid Response Training (ALERRT) was continued to provide reality-based training exercises and tactical directives for officers to respond to critical incidents where active killing is reported. Active Bystandership for Law Enforcement (ABLE) was introduced, and officers received 8 hours of ABLE instruction for this training cycle. In the future, each training cycle will include two hours of ABLE training. The curriculum empowers officers to recognize and intervene when they encounter misconduct. This accountability helps our agency foster a culture that supports intervention which helps to strengthen police legitimacy in our community. Officers also received mandatory defensive tactics training that covers a variety of topics such as vascular neck restraints and handcuffing procedures. The department also began to transition to a miniaturized red dot site optic (mRds) mounted to our city issued handguns, through a multi-year gun trade process and subsequent training classes on how to utilize a mRds mounted optic. Over the next three years, our entire police workforce will be better equipped to handle critical incidents. By leveraging this technology, officers are better equipped to handle deadly force encounters with greater precision and accuracy.

1,094 Use of Force Incidents

1,594 subjects (five animals) were involved in the Use of Force Incidents

101,048 Dispatched Calls for Service

48,360 Self-Generated Calls for Service

103,408 Traffic Stops

252,816 Total Calls for Service

4.5% Increase as Compared with 2024

3.9 Use of Force Incidents for every 1,000 Calls for Service

One Incident Involving Firearm –

- Discharged at a Subject. This one incident involved the discharge of rifles at a subject. That subject was not injured in the incident.

| RESIDENCY | | |
|------------------------|--------------|---------------|
| | 2025 | % for 2025 |
| Arlington Resident | 1021 | 64.1% |
| Non-Arlington Resident | 392 | 24.6% |
| Unhoused | 135 | 8.5% |
| Unable to Determine | 46 | 2.9% |
| TOTAL | 1,594 | 100.0% |

FBI NATIONAL POLICIES ON REPORTING USE OF FORCE

2025 FBI National Use of Force Reporting

The FBI manages the National Use of Force Data Collection Program*. While there is no legal mandate for any police agency to report its use of force data to the FBI, APD is committed to transparency and voluntarily provides data to the FBI each month. To be reportable, the incident must:

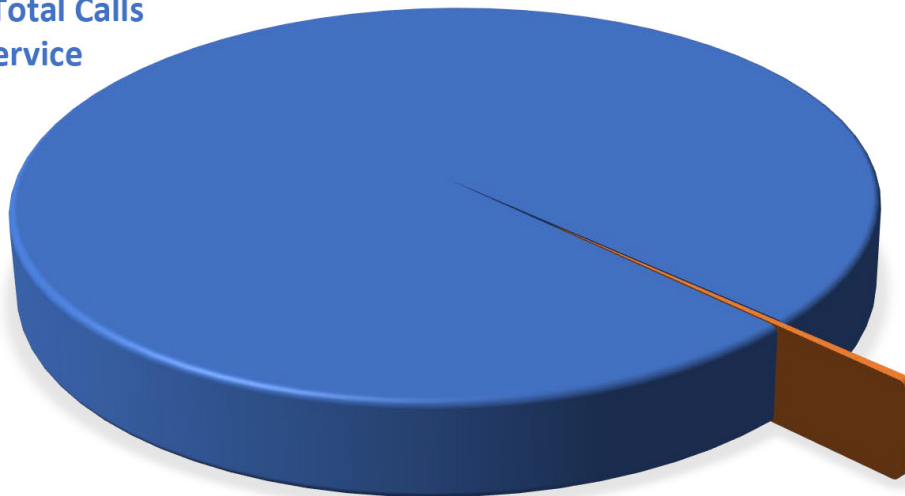
1. Result in the death of a person,
2. The serious bodily injury of a person, or
3. When a law enforcement officer discharges a firearm at or in the direction of a person.

In 2025, APD reported 1 incident which met these criteria. That incident involved multiple officers who discharged a firearm at or in the direction of a person who fired upon them during the commission of an aggravated robbery. The incident did not result in the death or serious bodily injury (SBI) of a person.

**There is no national use of force standard. Each police agency creates its own use of force reporting standards based on jurisdictional requirements. Therefore, comparing agencies to one another is remarkably difficult.*

CALLS FOR SERVICE VS. USE OF FORCE INCIDENTS

252,816 Total Calls
for Service



996 UOF Incidents
(0.4%)

**Does not include CID investigative contacts (3), warrants services (71), jail custody (20), or tactical operations (4)*

KEY ANALYSIS POINTS

| | 2021 | 2022 | 2023 | 2024 | 2025 | % Difference 2024-2025 |
|--|-------|-------|-------|-------|-------|------------------------|
| Total Sworn APD Officers Departmentwide | 669 | 675 | 693 | 727 | 697 | -4.1% |
| Total APD Detention Officers Departmentwide | 32 | 31 | 38 | 38 | 35 | -7.9% |
| Number of UOF Incidents | 934 | 1,004 | 1,092 | 1,234 | 1,094 | -11.3% |
| Number of Subjects Against Whom Force Was Used | 1,291 | 1,408 | 1,570 | 1,781 | 1,594 | -10.5% |

*Five of the subjects against whom force was used were animals.

TOTAL INCIDENTS BY CALL TYPE

| Call Type | 2021 | 2022 | 2023 | 2024 | 2025 | % for 2025 | % Difference 2024-2025 |
|-------------------------------|------------|--------------|--------------|--------------|--------------|---------------|------------------------|
| CID Investigative Contact | 5 | 4 | 2 | 5 | 3 | 0.3% | -40.0% |
| Dispatched Call | 620 | 632 | 697 | 772 | 728 | 66.5% | -5.7% |
| Jail Custody | 9 | 29 | 14 | 24 | 20 | 1.8% | -16.7% |
| On-View Call (Self-Initiated) | 122 | 145 | 165 | 213 | 171 | 15.6% | -19.7% |
| Traffic Stop | 82 | 65 | 70 | 80 | 97 | 8.9% | 21.3% |
| Warrant Service | 96 | 129 | 143 | 139 | 71 | 6.5% | -48.9% |
| Other (Tactical Operations) | * | * | 1 | 1 | 4 | 0.4% | 300.0% |
| TOTAL | 934 | 1,004 | 1,092 | 1,234 | 1,094 | 100.0% | -11.3% |

*In 2019, APD began to capture CID Investigative Contact and Warrant Service, and the contact category Other was eliminated.

RACE OF SUBJECTS AGAINST WHOM FORCE WAS USED

| Race of Subject | 2021 | 2022 | 2023 | 2024 | 2025 | % for 2025 | % Difference 2024-2025 |
|----------------------|--------------|--------------|--------------|--------------|--------------|---------------|------------------------|
| White Male | 213 | 209 | 238 | 228 | 221 | 13.9% | -3.1% |
| White Female | 88 | 84 | 89 | 106 | 87 | 5.5% | -17.9% |
| Black Male | 521 | 531 | 633 | 713 | 623 | 39.1% | -12.6% |
| Black Female | 159 | 205 | 220 | 243 | 225 | 14.1% | -7.4% |
| Hispanic Male | 221 | 264 | 283 | 355 | 311 | 19.5% | -12.4% |
| Hispanic Female | 64 | 77 | 67 | 99 | 90 | 5.6% | -9.1% |
| Asian Male | 15 | 26 | 21 | 14 | 21 | 1.3% | 50.0% |
| Asian Female | 7 | 2 | 7 | 2 | 5 | 0.3% | 150.0% |
| Animal | 0 | 1 | 1 | 5 | 5 | 0.3% | 0.0% |
| Unable to Determine* | 6 | 9 | 11 | 16 | 6 | 0.4% | -62.5% |
| TOTAL | 1,294 | 1,408 | 1,570 | 1,781 | 1,594 | 100.0% | -10.5% |

CONTACT CATEGORY AS A PERCENTAGE

| Race of Subject | Felony | % of Total Contacts | Misdemeanor | % of Total Contacts | Mental | % of Total Contacts | Jail Custody | % of Total Contacts | Total Contacts | % of Total Contacts 2024 |
|----------------------|---------------|---------------------|--------------------|---------------------|---------------|---------------------|---------------------|---------------------|----------------|--------------------------|
| White | 172 | 10.8% | 106 | 6.6% | 28 | 1.8% | 2 | 0.1% | 308 | 19.3% |
| Black | 493 | 30.9% | 308 | 19.3% | 39 | 2.4% | 8 | 0.5% | 848 | 53.2% |
| Hispanic | 249 | 15.6% | 135 | 8.5% | 13 | 0.8% | 4 | 0.3% | 401 | 25.2% |
| Asian | 12 | 0.8% | 10 | 0.6% | 3 | 0.2% | 0 | 0.0% | 25 | 1.6% |
| Animal | 0 | 0.0% | 5 | 0.3% | 0 | 0.0% | 0 | 0.0% | 5 | 0.3% |
| Unable to Determine* | 5 | 0.3% | 2 | 0.1% | 0 | 0.0% | 0 | 0.0% | 7 | 0.4% |
| TOTAL | 931 | | 566 | | 83 | | 14 | | 1,594 | 100% |
| INCIDENT TYPE | Felony | 58.4% | Misdemeanor | 35.5% | Mental | 5.2% | Jail Custody | 0.9% | | |

*There are some instances where an officer is unable to determine the race and/or sex of a subject against whom force was used. For example, this may involve an officer drawing or pointing their firearm in response to a subject inside a vehicle at night. If the subject drives away without further police contact, the officer may not know the race and/or sex of the subject. However, because force was used, the officer will still complete a Use of Force report and will document that they were unable to determine the race and/or sex of the subject.

CEW (CONDUCTED ENERGY WEAPON) DISCHARGE ANALYSIS

In 2018, the Force and Tactics Assessment Unit (FTAU) recommended a UOF policy modification which elevated the CEW on the APD UOF continuum.

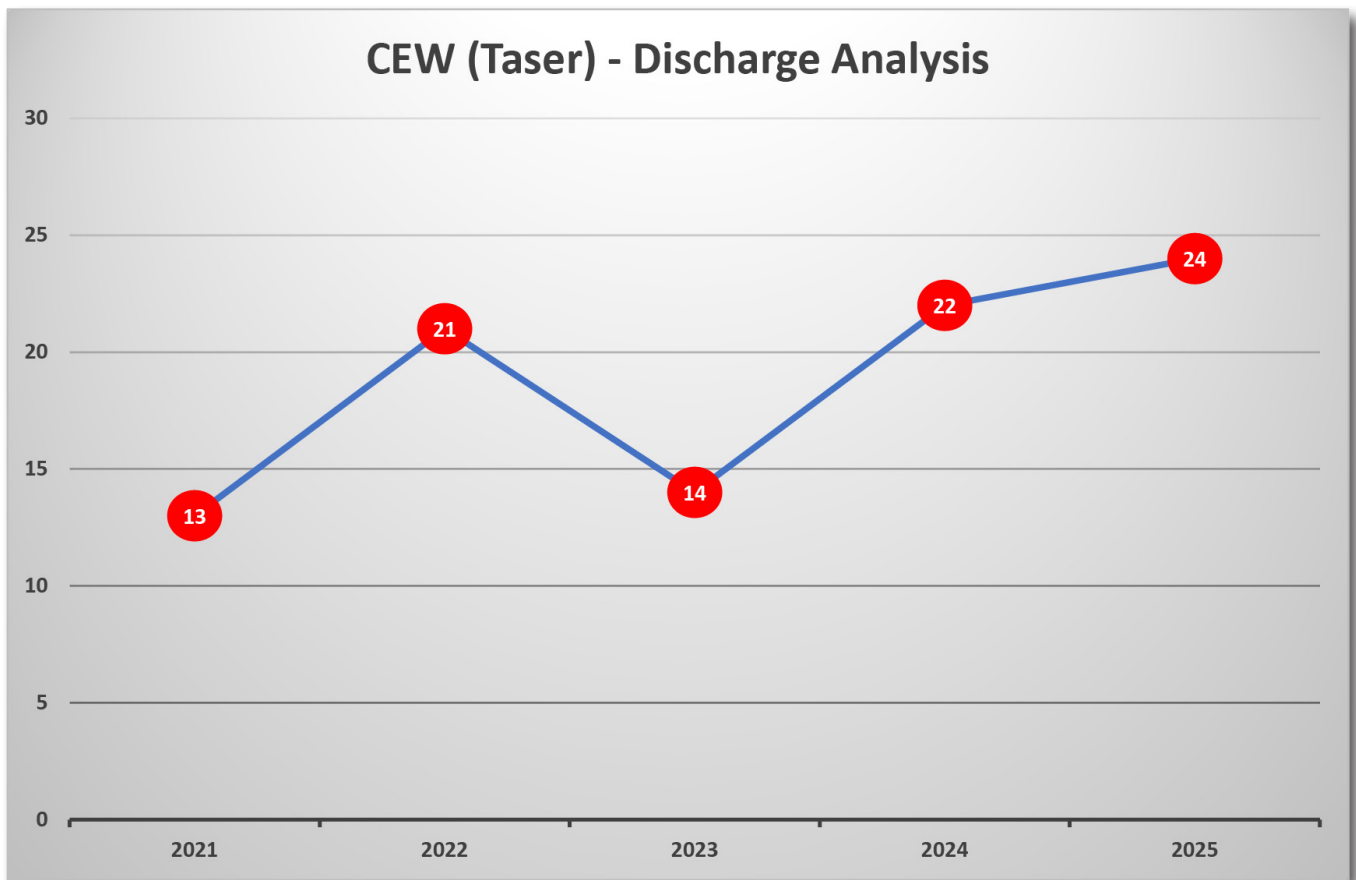
It required a higher resistance level from a subject before its use was justified under policy.

- Policy now requires :
 - (1) Assaultive Resistance (mere passive or active resistance does not justify the use of a CEW);
 - (2) When an employee reasonably believes it would be unsafe, or likely to cause more severe injury to the employee or to others, to move into contact range of the subject without the use of the CEW; or
 - 3) To address an immediate safety threat of serious bodily injury to any person and no reasonable alternatives exist.

As a result of this policy change, the occurrence of CEW – Discharged has dropped to low double-digit numbers, from 156 occurrences in 2017 to only 24 in 2025. In 2025, the police workforce also transitioned to the new TASER 10 model from the X26 model.

The new Taser 10 gives officers a more effective and versatile less-lethal option by providing improved accuracy, extended range, and greater reliability than previous models.

Despite extensive restrictions governing when a CEW can be discharged at a subject, overall police employee injury remained low, and in most cases, involved only minor injuries.



POLICE EMPLOYEE AND SUBJECT INJURIES

Police Employee Injuries

Police employee injuries, as documented on a Use of Force Report by either “Employee Injured During Force Application” or “Employee Injured by Subject” decreased in 2025, going from 100 reported injuries in 2024 to 68 reported injuries in 2025. This represents a significant 32% decrease. Each of the incidents was reviewed, and most injuries reported were sustained while engaged in Empty Hand Control against a non-compliant subject. Out of the 68 reported injuries, 24 employees were actively assaulted by the subject. Three of the 24 injuries were caused when the subject spit on or caused intentional contact of their bodily fluid(s) with the officer.

Additional analysis showed that of the 68 reported injuries, 49 required no documented medical treatment. The injuries were described as pain, redness, soreness, abrasions, scratches, swelling, minor cuts, or strains. Several incidents also involved an officer being intentionally spat on by a subject, or having bodily fluids (i.e., blood) transferred to the officer during the application of Empty Hand Control. Thirteen of the reported injuries were treated in the field by EMS. They were generally described as minor in nature using words such as pain, minor cuts, scrapes, road-rash, and soreness. The remaining 6 reported injuries were treated at a hospital, and the employee was then released. These injuries were similarly described as minor in nature. A large number of employees (35) were assaulted during their respective force incidents. The assaults varied in nature (punches, kicks, scratches, spitting, etc) but 4 incidents stood out due to the seriousness of the injuries. No police employees were killed in 2025 during the application of force.

The following are examples of incidents where Officers and/or other first responders sustained injury:

2025-UF-0249/2025-00830153: On March 24, 2025, officers were dispatched to a local apartment complex on a welfare check to check the status of a female who was reportedly sleeping in a stairwell at the location. Apartment complex staff issued a criminal trespass warning to the subject, but she refused to leave the premises after being asked to do so. When the two responding officers decided to take enforcement action for the penal code offense of criminal trespass, the female assaulted both officers by striking one of them and spitting on the other. The officers were eventually able to arrest the subject and transport her to jail. The subject was not injured during this incident.

2025-UF-0407/2025-01300628: On May 10, 2025, officers were dispatched to a residential burglary at a local apartment complex. The suspect was quickly detained, and an investigation was completed. The subject was arrested and while seated in the back of a marked patrol unit, the subject spit on several officers and physically assaulted two of them. The subject was then transported to jail.

2025-UF-1015/2025-01940087: On July 13, 2025, officers were dispatched to a local apartment complex and encountered an individual that had an injury that required medical attention. That individual was aggressive and uncooperative with officers. Officers utilized empty-hand control to subdue the individual until he could be safely placed in an ambulance for treatment. While being medically treated, the individual spit on an AFD firefighter and an Arlington AMR EMT. The individual also kicked the same AFD firefighter. Eventually the subject was treated and transported to jail.

2025-UF-1364/2025-03150015: Officers were dispatched to a commercial burglary call with a subject who evaded on foot. Several Canine Unit officers also responded to assist in the search using their K9 partners. The area being searched was heavily overgrown with thick thorny bushes and several officers sustained multiple minor lacerations during the search. The K9 partner was able to track and locate the suspect through the dense overgrowth. Surrender protocols were given but ignored by the subject who was subsequently bitten by the K9 partner. The subject surrendered after being bitten by the K9 partner. In 2025, the Canine Unit responded to 86 callouts and an amazing 331 K9 partner deployments.

POLICE EMPLOYEE AND SUBJECT INJURIES

Subject Injuries

While reported police employee injuries decreased, the number of reported subject injuries also decreased from 109 to 67, a decrease of 38.5%. Each of the 67 reported injuries was thoroughly reviewed.

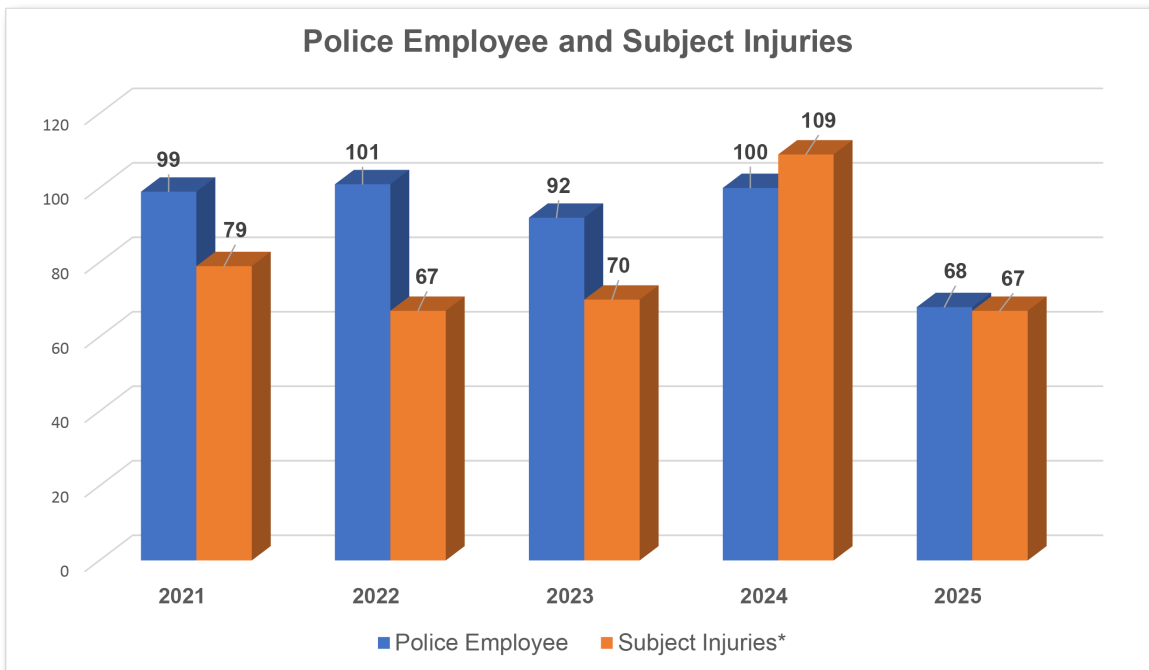
- 54 of the reported injuries occurred as the result of Empty Hand Control used by police employees against non-compliant subjects
- Additionally, 4 received superficial injuries from ground contact and/or lacerations from the probes after being subdued by a CEW.
- Two additional injuries from the CEW-discharged category were involving an animal, specifically two dogs.
- Three complained of pain from OC Spray application, and 5 subjects reported injury from K9 bite/scratches.

Of the 67 reported injuries,

- 28 required no medical treatment,
- 38 were treated and released,
- 1 was admitted to the hospital

The subject who was admitted to a hospital was a dog that required medical assistance at a veterinarian hospital. All other injuries were minor in nature and terms such as swelling, minor cuts, scrapes, scratches, abrasions, and bruising were used to describe their injuries.

Out of the 252,816 total calls for service (dispatched, self-initiated, traffic stops) only one involved a deadly force option application and that incident did not result in death or serious bodily injury to any subject or employee.



OFFICER INVOLVED SHOOTINGS

Arlington PD Case Number 2025-00100390

(Arlington PD Internal Affairs Control Number 2025-FI-0002)

On Friday January 10, 2025, officers were dispatched to a business in the 600 block of W. Pioneer Parkway. An unrelated party observed armed suspects entering the business and dialed 911. Upon arrival, officers quickly assessed the scene and identified that there were multiple suspects inside the location through the storefront's exterior windows. As officers were establishing a perimeter around the business, one of the suspects exited through the rear of the establishment and fled on foot. A second suspect partially exited through a rear door, pointed a firearm, and fired the weapon at perimeter officers. Two officers discharged rounds from their carbine rifles at the suspect who then retreated inside the business. The suspect withdrew to the front of the business where he was taken into custody without incident. Neither the suspect, nor the officers were injured during this incident.



Arlington Police Department

620 W. Division
Arlington, TX 76011

