

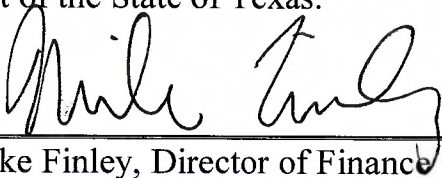
City of Arlington
Quarterly Investment Report
Ending March 31, 2020



May 26, 2020

To The Honorable Mayor Jeff Williams,
Members of the City Council,
and City Manager,
City of Arlington


The attached information comprises the quarterly investment report for the City of Arlington, Texas for the quarter ended March 31, 2020. The undersigned acknowledge that the City's investment portfolio has been and is in compliance with the policies and strategies as contained in the City's Investment Policy as adopted by Resolution 19-123 for the City of Arlington, and also in compliance with the Public Funds Investment Act of the State of Texas.



Mike Finley, Director of Finance



Ethan Klos, Treasurer



Mark Davies, Cash and Debt Administrator



Trina Freeman, Senior Budget Analyst



Lisa Williams, Treasury Analyst



MEMORANDUM

TO: Mayor and City Council

FROM: Mike Finley, Director of Finance

SUBJECT: Quarterly Investment Report

DATE: May 26, 2020

The quarterly investment report has been prepared for the Mayor and City Council as required by Section 2256.023 Internal Management Reports of the Public Funds Investment Act.

The quarterly report includes an investment portfolio summary, and several pages presenting individual investment securities as required by the Act. The report covers all investments of the City and the Venue Debt Reserve. Below are the March 31, 2020 ending values.

	<i>Par Value</i>	<i>Book Value</i>	<i>Market Value</i>	<i>QTY Interest</i>
<i>City Total</i>	\$612,183,525	\$616,595,446	\$612,237,343	\$3,067,496
<i>Venue Total</i>	<u>\$48,162,823</u>	<u>\$48,162,823</u>	<u>\$48,162,823</u>	<u>\$141,890</u>
<i>Grand Total</i>	\$660,346,348	\$664,758,269	\$660,400,166	\$3,209,386

The ending book value for the City Total does not include \$31.2mil in collateralized cash balances at the depository bank (JPMorgan). The cash balance provides an earnings credit in lieu of interest and is used to offset bank fees while giving the City a better return than other liquid assets. At this rate, the City yields more value in offsetting bank fees than in interest earnings.

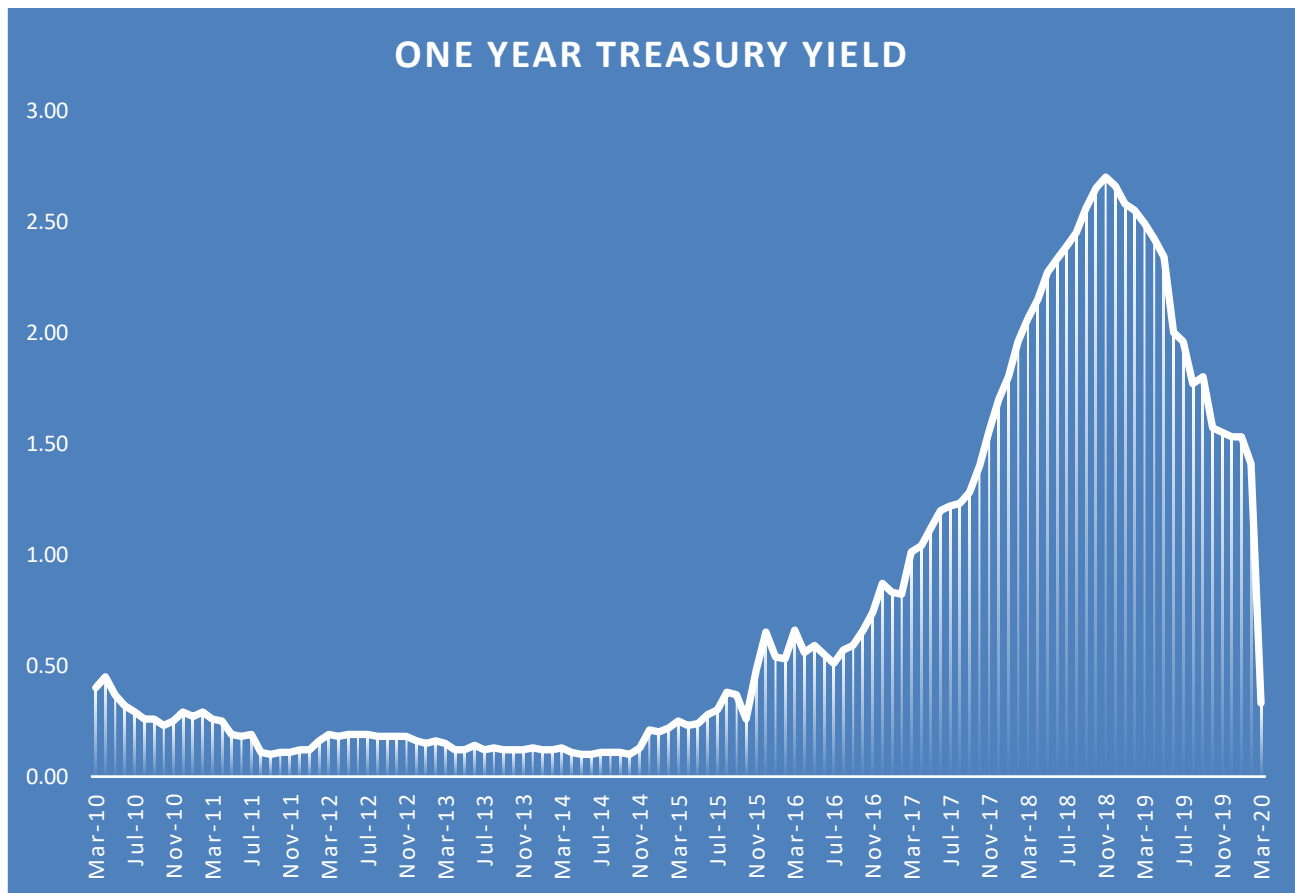
The yield for the quarter and fiscal year to date on the main portfolio is as follows:

	<u>Qtr. Yield</u>	<u>FY to Date Yield</u>
City Portfolio	1.72%	2.01%

Investment Performance

	YTD Yield FY 20	YTD Yield FY 19
<i>City Portfolio</i>	2.01%	2.04%
<i>Venue Debt Reserve</i>	1.60%	2.38%
<i>Rolling 12-month Treasury</i>	0.33%	2.49%

The one-year treasury is considered to be the safest and most liquid investment and provides a good measure of market yields.



All supplementary/detail reports are available at the City Secretary's office. Please contact me with any questions you have at 817-459-6345 (Mike.Finley@arlingtontx.gov).

cc: Trey Yelverton, City Manager
Gilbert Perales, Deputy City Manager

City of Arlington Investment Portfolio Summary as of 03/31/2020

Fund Type		Par Value	Market Value	Book Value	Qtr Interest Earnings
General Operating	Value at 12/31/2019	592,325,534	593,808,841	592,386,301	2,883,770
	Net Change	3,707,991	6,227,424	3,732,663	89,136
	Value at 03/31/2020	596,033,525	600,036,265	596,118,964	2,972,907
Self Insurance	Value at 12/31/2019	11,350,000	11,463,236	11,334,576	66,025
	Net Change	0	209,993	(527)	(2,869)
	Value at 03/31/2020	11,350,000	11,673,228	11,334,049	63,156
Water Debt Service	Value at 12/31/2019	4,800,000	4,841,671	4,784,495	41,879
	Net Change	0	44,282	(166)	(10,445)
	Value at 03/31/2020	4,800,000	4,885,953	4,784,329	31,434
City Total	Value at 12/31/2019	608,475,534	610,113,747	608,505,373	2,991,674
	Net Change	3,707,991	6,481,699	3,731,970	75,822
	Value at 03/31/2020	612,183,525	616,595,446	612,237,343	3,067,496

		Par Value	Market Value	Book Value	Qtr Interest Earnings
Venue Total	Value at 12/31/2019	53,675,694	53,675,694	53,675,694	200,374
	Net Change	(5,512,870)	(5,512,870)	(5,512,870)	(58,483)
	Value at 03/31/2020	48,162,823	48,162,823	48,162,823	141,890

City of Arlington

Disclosure under the Public Funds Investment Act

Please find enclosed the original certificates signed by all investment officers of the City of Arlington, Texas certifying compliance as required by the Section 2256.023 of the Internal Management Reports of the Public Funds Investment Act and the City of Arlington's Investment Policy.



MEMORANDUM

Date: May 26, 2020

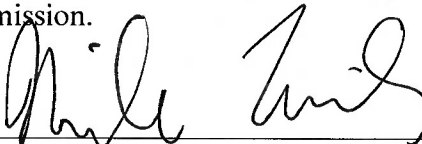
To: Mayor Jeff Williams and Members of the City Council

From: City Investment Committee Members

Subject: Disclosure under the Public Funds Investment Act

As Director of Finance/CFO for the City of Arlington, I submit this disclosure of my relationships with entities or individuals who are offering, have offered, or may offer to engage in an investment transaction with the City of Arlington as of the date of this memorandum, in compliance with the Public Funds Investment Act and with the City of Arlington's Investment Policy.

1. I have the following "personal business relationships" with individuals or entities, who are offering to engage, have offered to engage or may offer to engage in an investment transaction with the City of Arlington.
 - (a) I own (i) ten per cent (10%) or more of the voting stock or shares or (b) \$5,000 or more of the fair market value of the following business organizations: None
 - (b) I have received from the following business organizations funds that exceed ten percent (10%) of my gross income for the previous year: None
 - (c) I acquired from the following business organizations during the previous year investments with a book value of \$2,500 or more for my personal account: None
2. I am related within the second degree of affinity (marriage) or consanguinity (blood) as determined by Chapter 573, Government Code, to the following individuals who are seeking, have sought or may seek to sell an investment to the City of Arlington: : None
3. I acknowledge that this disclosure will be filed with the Mayor and City Council of the City of Arlington and the Texas Ethics Commission.


(SIGNATURE)

MIKE FINLEY
(PRINTED NAME)



MEMORANDUM

Date: May 26, 2020

To: Mayor Jeff Williams and Members of the City Council

From: City Investment Committee Members

Subject: Disclosure under the Public Funds Investment Act

As Treasurer for the City of Arlington, I submit this disclosure of my relationships with entities or individuals who are offering, have offered, or may offer to engage in an investment transaction with the City of Arlington as of the date of this memorandum, in compliance with the Public Funds Investment Act and with the City of Arlington's Investment Policy.

1. I have the following "personal business relationships" with individuals or entities, who are offering to engage, have offered to engage or may offer to engage in an investment transaction with the City of Arlington.
 - (a) I own (i) ten per cent (10%) or more of the voting stock or shares or (b) \$5,000 or more of the fair market value of the following business organizations: None
 - (b) I have received from the following business organizations funds that exceed ten percent (10%) of my gross income for the previous year: None
 - (c) I acquired from the following business organizations during the previous year investments with a book value of \$2,500 or more for my personal account: None
2. I am related within the second degree of affinity (marriage) or consanguinity (blood) as determined by Chapter 573, Government Code, to the following individuals who are seeking, have sought or may seek to sell an investment to the City of Arlington: : None
3. I acknowledge that this disclosure will be filed with the Mayor and City Council of the City of Arlington and the Texas Ethics Commission.


(SIGNATURE)

ETHAN KLOS
(PRINTED NAME)



MEMORANDUM

Date: May 26, 2020


To: Mayor Jeff Williams and Members of the City Council

From: City Investment Committee Members

Subject: Disclosure under the Public Funds Investment Act

As Cash and Debt Administrator for the City of Arlington, I submit this disclosure of my relationships with entities or individuals who are offering, have offered, or may offer to engage in an investment transaction with the City of Arlington as of the date of this memorandum, in compliance with the Public Funds Investment Act and with the City of Arlington's Investment Policy.

1. I have the following "personal business relationships" with individuals or entities, who are offering to engage, have offered to engage or may offer to engage in an investment transaction with the City of Arlington.
 - (a) I own (i) ten per cent (10%) or more of the voting stock or shares or (b) \$5,000 or more of the fair market value of the following business organizations: None
 - (b) I have received from the following business organizations funds that exceed ten percent (10%) of my gross income for the previous year: None
 - (c) I acquired from the following business organizations during the previous year investments with a book value of \$2,500 or more for my personal account: None
2. I am related within the second degree of affinity (marriage) or consanguinity (blood) as determined by Chapter 573, Government Code, to the following individuals who are seeking, have sought or may seek to sell an investment to the City of Arlington: : None
3. I acknowledge that this disclosure will be filed with the Mayor and City Council of the City of Arlington and the Texas Ethics Commission.


(SIGNATURE)

MARK DAVIES
(PRINTED NAME)



MEMORANDUM

Date: May 26, 2020


To: Mayor Jeff Williams and Members of the City Council

From: City Investment Committee Members

Subject: Disclosure under the Public Funds Investment Act

As Senior Budget Analyst for the City of Arlington, I submit this disclosure of my relationships with entities or individuals who are offering, have offered, or may offer to engage in an investment transaction with the City of Arlington as of the date of this memorandum, in compliance with the Public Funds Investment Act and with the City of Arlington's Investment Policy.

1. I have the following "personal business relationships" with individuals or entities, who are offering to engage, have offered to engage or may offer to engage in an investment transaction with the City of Arlington.
 - (a) I own (i) ten per cent (10%) or more of the voting stock or shares or (b) \$5,000 or more of the fair market value of the following business organizations: None
 - (b) I have received from the following business organizations funds that exceed ten percent (10%) of my gross income for the previous year: None
 - (c) I acquired from the following business organizations during the previous year investments with a book value of \$2,500 or more for my personal account: None
2. I am related within the second degree of affinity (marriage) or consanguinity (blood) as determined by Chapter 573, Government Code, to the following individuals who are seeking, have sought or may seek to sell an investment to the City of Arlington: : None
3. I acknowledge that this disclosure will be filed with the Mayor and City Council of the City of Arlington and the Texas Ethics Commission.


(SIGNATURE)

TRINA FREEMAN
(PRINTED NAME)



MEMORANDUM

Date: May 26, 2020

To: Mayor Jeff Williams and Members of the City Council

From: City Investment Committee Members

Subject: Disclosure under the Public Funds Investment Act

As Treasury Analyst for the City of Arlington, I submit this disclosure of my relationships with entities or individuals who are offering, have offered, or may offer to engage in an investment transaction with the City of Arlington as of the date of this memorandum, in compliance with the Public Funds Investment Act and with the City of Arlington's Investment Policy.

1. I have the following "personal business relationships" with individuals or entities, who are offering to engage, have offered to engage or may offer to engage in an investment transaction with the City of Arlington.
 - (a) I own (i) ten per cent (10%) or more of the voting stock or shares or (b) \$5,000 or more of the fair market value of the following business organizations: None
 - (b) I have received from the following business organizations funds that exceed ten percent (10%) of my gross income for the previous year: None
 - (c) I acquired from the following business organizations during the previous year investments with a book value of \$2,500 or more for my personal account: None
2. I am related within the second degree of affinity (marriage) or consanguinity (blood) as determined by Chapter 573, Government Code, to the following individuals who are seeking, have sought or may seek to sell an investment to the City of Arlington: : None
3. I acknowledge that this disclosure will be filed with the Mayor and City Council of the City of Arlington and the Texas Ethics Commission.


(SIGNATURE)

LISA WILLIAMS
(PRINTED NAME)

Financial Terms

Par Value – Face Value of the Bonds, Principal which will pay at maturity

Book Value – The Value at which a debt security is shown on the holder's balance sheet. Book Value is often acquisition cost +/- amortization/accretion, which may differ markedly from market value. (Book Value is updated monthly by accounting)

Market Value - The price at which a security is trading and could presumably be purchased or sold. (Market value is updated at the end of each month through Interactive Data Corporation)

The General Operating Portfolio includes all City funds except the following:

- Venue Debt Reserve



**Main City Port
Investments by All Types
Active Investments
March 31, 2020**

City of Arlington
Financial Services Department
101 S. Mesquite St. Ste. 800
Arlington, TX 76010
(817)459-6264

CUSIP	Investment #	Fund	Issuer	Par Value	Purchase Price	Book Value	Current Rate	Maturity Date	Call Date	Call Price
Fund: General Fund										
Texpool										
SYS95	95	1000	TexPool	613,531.08	100.0000000	613,531.08	1.003			
			Subtotal	613,531.08		613,531.08				
			General Fund Subtotal	613,531.08		613,531.08				
Fund: Pooled Portfolio										
Federal Agency Coupon Securities										
3132X02W0	1703	1002	Farmer Mac	10,000,000.00	100.0000000	10,000,000.00	2.750	06/29/2021		
3132X04G3	1713	1002	Farmer Mac	10,000,000.00	100.0000000	10,000,000.00	2.770	08/13/2020		
31422BBQ2	1718	1002	Farmer Mac	10,000,000.00	100.0000000	10,000,000.00	2.690	03/15/2021		
31422BKX7	1740	1002	Farmer Mac	10,000,000.00	100.0000000	10,000,000.00	1.610	09/20/2021		
31422BLF5	1742	1002	Farmer Mac	15,000,000.00	100.0000000	15,000,000.00	1.560	04/15/2021		
31422BQD5	1746	1002	Farmer Mac	10,000,000.00	100.0000000	10,000,000.00	1.600	12/20/2021		
31422BRJ1	1747	1002	Farmer Mac	10,000,000.00	100.0000000	10,000,000.00	1.750	01/06/2023	01/06/2021	100.0000000
31422BTT7	1760	1002	Farmer Mac	10,000,000.00	100.0000000	10,000,000.00	1.480	04/29/2021		
31422BTU4	1762	1002	Farmer Mac	10,000,000.00	100.0000000	10,000,000.00	1.540	11/30/2020		
31422BXH8	1771	1002	Farmer Mac	10,000,000.00	100.0000000	10,000,000.00	0.850	03/20/2023		
3133EJAD1	1689	1002	Federal Farm Credit Bank	10,000,000.00	99.9300000	9,998,253.33	2.150	12/23/2020		
3133EJCA5	1692	1002	Federal Farm Credit Bank	10,000,000.00	99.8550000	9,999,337.65	2.150	05/08/2020		
3133EJCE7	1693	1002	Federal Farm Credit Bank	10,000,000.00	99.8960000	9,997,005.19	2.350	02/12/2021		
3133EJGH6	1694	1002	Federal Farm Credit Bank	10,000,000.00	100.0600000	10,001,251.61	2.440	10/15/2020		
3133EJUL1	1711	1002	Federal Farm Credit Bank	10,000,000.00	99.9519770	9,998,463.26	2.700	01/19/2021		
3133EJXU8	1714	1002	Federal Farm Credit Bank	10,000,000.00	100.0570000	10,001,132.08	2.680	08/24/2020		
3133EJYY9	1715	1002	Federal Farm Credit Bank	10,000,000.00	99.7900000	9,995,449.01	2.690	09/04/2020		
3133EKAT3	1721	1002	Federal Farm Credit Bank	10,000,000.00	99.9397990	9,996,668.88	2.500	08/19/2021		
3133EKFP6	1727	1002	Federal Farm Credit Bank	10,000,000.00	99.9339000	9,996,658.28	2.230	04/05/2021		
3133EKTP1	1729	1002	Federal Farm Credit Bank	10,000,000.00	99.9040000	9,994,453.33	1.770	04/05/2021		
3133EK3W4	1744	1002	Federal Farm Credit Bank	10,000,000.00	99.8329240	9,986,746.71	1.550	10/25/2021		
3133ELMD3	1759	1002	Federal Farm Credit Bank	10,000,000.00	100.0000000	10,000,000.00	1.600	02/10/2023	02/10/2021	100.0000000
3133ELUS1	1769	1002	Federal Farm Credit Bank	10,000,000.00	100.0000000	10,000,000.00	1.000	06/30/2022	09/30/2020	100.0000000
3130ABGP5	1665	1002	Federal Home Loan Bank	10,000,000.00	100.0000000	10,000,000.00	1.500	05/19/2020		

Portfolio MAIN
AP
AT (PRF_DT) 7.1.1
Report Ver. 7.3.6.1

**Main City Port
Investments by All Types
March 31, 2020**

Page 2

CUSIP	Investment #	Fund	Issuer	Par Value	Purchase Price	Book Value	Current Rate	Maturity Date	Call Date	Call Price
Fund: Pooled Portfolio										
Federal Agency Coupon Securities										
3130ABNT9	1666	1002	Federal Home Loan Bank	10,000,000.00	99.8632872	9,998,920.02	1.550	06/26/2020		
3130ABR65	1669	1002	Federal Home Loan Bank	10,000,000.00	99.9972000	9,999,976.06	1.650	07/03/2020		
3130ACN83	1687	1002	Federal Home Loan Bank	10,000,000.00	99.8750000	9,999,398.91	1.700	05/15/2020		
3130ADSY9	1696	1002	Federal Home Loan Bank	10,000,000.00	100.0000000	10,000,000.00	2.320	04/13/2020		
3130ADT93	1697	1002	Federal Home Loan Bank	10,000,000.00	99.9470000	9,999,040.11	2.400	09/14/2020		
3130ADYY2	1698	1002	Federal Home Loan Bank	10,000,000.00	99.9836000	9,999,789.95	2.400	07/15/2020		
313378JP7	1741	1002	Federal Home Loan Bank	10,000,000.00	101.7514726	10,125,381.28	2.375	09/10/2021		
3130AHXA6	1749	1002	Federal Home Loan Bank	10,000,000.00	100.0000000	10,000,000.00	1.750	07/22/2022	07/22/2020	100.0000000
3130AHZM8	1751	1002	Federal Home Loan Bank	10,000,000.00	99.9600000	9,996,644.44	1.500	02/03/2021		
3130AJFH7	1770	1002	Federal Home Loan Bank	10,000,000.00	100.0000000	10,000,000.00	1.000	03/30/2022	09/30/2020	100.0000000
3134GTR88	1730	1002	Federal Home Loan Mortgage Corp	10,000,000.00	100.0000000	10,000,000.00	2.000	07/30/2021	07/30/2020	100.0000000
3134GUHC7	1743	1002	Federal Home Loan Mortgage Corp	10,000,000.00	100.0000000	10,000,000.00	1.750	10/15/2021	04/15/2020	100.0000000
3134GUXQ8	1745	1002	Federal Home Loan Mortgage Corp	10,000,000.00	100.0000000	10,000,000.00	1.800	09/16/2022	06/16/2020	100.0000000
3134GU2Z2	1748	1002	Federal Home Loan Mortgage Corp	5,000,000.00	100.0000000	5,000,000.00	1.700	07/22/2022	07/22/2020	100.0000000
3134GU4F4	1750	1002	Federal Home Loan Mortgage Corp	10,000,000.00	99.9900000	9,999,094.26	1.650	02/04/2022		
Subtotal				390,000,000.00		390,083,664.36				
Commer. Paper Disc. -Amortizing										
87019RHA7	1757	1002	SWEDBANK	10,000,000.00	99.1093333	9,939,230.55	1.670	08/10/2020		
Subtotal				10,000,000.00		9,939,230.55				
Texpool										
SYS93	93	1002	TexPool	96,534,867.51	100.0000000	96,534,867.51	1.003			
TEXPRI	PRI18	1002	TexPool Prime	1,090,707.55	100.0000000	1,090,707.55	1.335			
Subtotal				97,625,575.06		97,625,575.06				
Texas CLASS										
CLASS-G 4001	1738	1002	Texas CLASS	15,070,933.99	100.0000000	15,070,933.99	1.040			
CLASS 0001	1739	1002	Texas CLASS	1,000,272.62	100.0000000	1,000,272.62	1.470			
Subtotal				16,071,206.61		16,071,206.61				
Tex Daily MMA										
SYS1101	1101	1002	TexasDaily	12,781,543.71	100.0000000	12,781,543.71	1.200			
Subtotal				12,781,543.71		12,781,543.71				
Certificates of Deposit - Bank										

Portfolio MAIN
AP
AT (PRF_DT) 7.1.1
Report Ver. 7.3.6.1

**Main City Port
Investments by All Types
March 31, 2020**

Page 3

CUSIP	Investment #	Fund	Issuer	Par Value	Purchase Price	Book Value	Current Rate	Maturity Date	Call Date	Call Price
Fund: Pooled Portfolio										
Certificates of Deposit - Bank										
77-528908	1684	1002	J.P. Morgan Chase	10,000,000.00	100.0000000	10,000,000.00	1.810	07/17/2020		
			Subtotal	10,000,000.00		10,000,000.00				
Texas Municipal Bonds										
899645B46	1728	1002	City of Tulsa	5,000,000.00	100.0510000	5,001,395.14	2.550	04/01/2021		
574193SN9	1764	1002	State of Maryland	7,000,000.00	100.0000000	7,000,000.00	0.860	03/15/2023		
882724PY7	1767	1002	State of Texas	10,000,000.00	100.6130000	10,057,785.99	4.000	08/27/2020		
			Subtotal	22,000,000.00		22,059,181.13				
Municipal Bonds-Not Texas										
34074GDH4	1712	1002	State of Florida	6,500,000.00	100.4030000	6,503,363.12	2.995	07/01/2020		
			Subtotal	6,500,000.00		6,503,363.12				
TexStar MMA										
SYS1100	1100	1002	TexStar	30,441,668.76	100.0000000	30,441,668.76	1.001			
			Subtotal	30,441,668.76		30,441,668.76				
			Pooled Portfolio Subtotal	595,419,994.14		595,505,433.30				
Fund: Water and Sewer										
Federal Agency Coupon Securities										
3132X0T84	1707	5000	Farmer Mac	1,600,000.00	99.7962519	1,598,782.34	2.650	04/19/2021		
313370E38	1705	5000	Federal Home Loan Bank	1,600,000.00	101.4619288	1,602,355.68	3.375	06/12/2020		
3130AABG2	1723	5000	Federal Home Loan Bank	1,600,000.00	98.2695600	1,583,191.02	1.875	11/29/2021		
			Subtotal	4,800,000.00		4,784,329.04				
			Water and Sewer Subtotal	4,800,000.00		4,784,329.04				
Fund: Self-Insurance										
Treasury Coupon Securities/T-Notes										
912828N30	1725	5130	U.S. Treasury	3,100,000.00	99.8750000	3,097,168.49	2.125	12/31/2022		
			Subtotal	3,100,000.00		3,097,168.49				
Federal Agency Coupon Securities										

**Main City Port
Investments by All Types
March 31, 2020**

Page 4

CUSIP	Investment #	Fund	Issuer	Par Value	Purchase Price	Book Value	Current Rate	Maturity Date	Call Date	Call Price
Fund: Self-Insurance										
Federal Agency Coupon Securities										
3133EGM51	1648	5130	Federal Farm Credit Bank	1,400,000.00	99.8421550	1,399,631.44	1.650	12/01/2020		
3130AABG2	1646	5130	Federal Home Loan Bank	1,400,000.00	99.5330000	1,397,824.30	1.875	11/29/2021		
313370E38	1704	5130	Federal Home Loan Bank	2,025,000.00	101.4619289	2,027,981.40	3.375	06/12/2020		
3130AEEQ9	1706	5130	Federal Home Loan Bank	2,025,000.00	99.5420756	2,019,929.36	2.650	05/16/2022		
3135G0K69	1645	5130	Federal National Mortgage Assoc	1,400,000.00	97.5540000	1,391,514.19	1.250	05/06/2021		
Subtotal				8,250,000.00		8,236,880.69				
Self-Insurance Subtotal				11,350,000.00		11,334,049.18				
Total				612,183,525.22		612,237,342.60				



**Venue Complex
Investments by All Types
Active Investments
March 31, 2020**

City of Arlington
Financial Services Department
101 S. Mesquite St. Ste. 800
Arlington, TX 76010
(817)459-6264

CUSIP	Investment #	Fund	Issuer	Par Value	Purchase Price	Book Value	Current Rate	Maturity Date	Call Date	Call Price
Fund: Stadium Debt Service and Reser										
BNY Mellon										
BNY103175	10104	2002	BNY Mellon Trust MMA	0.00	100.0000000	0.00	2.380			
BNY103176	10106	2002	BNY Mellon Trust MMA	0.00	100.0000000	0.00	2.380			
BNY103180	10107	2002	BNY Mellon Trust MMA	0.00	100.0000000	0.00	2.390			
BNY103196	10108	2002	BNY Mellon Trust MMA	0.00	100.0000000	0.00	2.380			
BNY103197	10109	2002	BNY Mellon Trust MMA	0.00	100.0000000	0.00	2.380			
BNY103199	10110	2002	BNY Mellon Trust MMA	0.00	100.0000000	0.00	2.380			
BNY103163	10111	2002	BNY Mellon Trust MMA	0.00	100.0000000	0.00				
BNY103182	10113	2002	BNY Mellon Trust MMA	0.00	100.0000000	0.00	2.380			
BNY103170	10115	2002	BNY Mellon Trust MMA	48,162,823.10	100.0000000	48,162,823.10	0.270			
Subtotal				48,162,823.10		48,162,823.10				
Stadium Debt Service and Reser Subtotal				48,162,823.10		48,162,823.10				
Total				48,162,823.10		48,162,823.10				