



PERMITTING PROCESS

ARLINGTONPERMITS.COM

CONTENT

01

INTRODUCTION

02

CONTENT

03

INTRODUCTION

04

PROCESS OVERVIEW

05

HOW TO APPLY FOR A PERMIT/[ARLINGTONPERMITS.COM](https://arlingtonpermits.com)

06

IS A PERMIT REQUIRED?

07

IMPORTANT INFORMATION

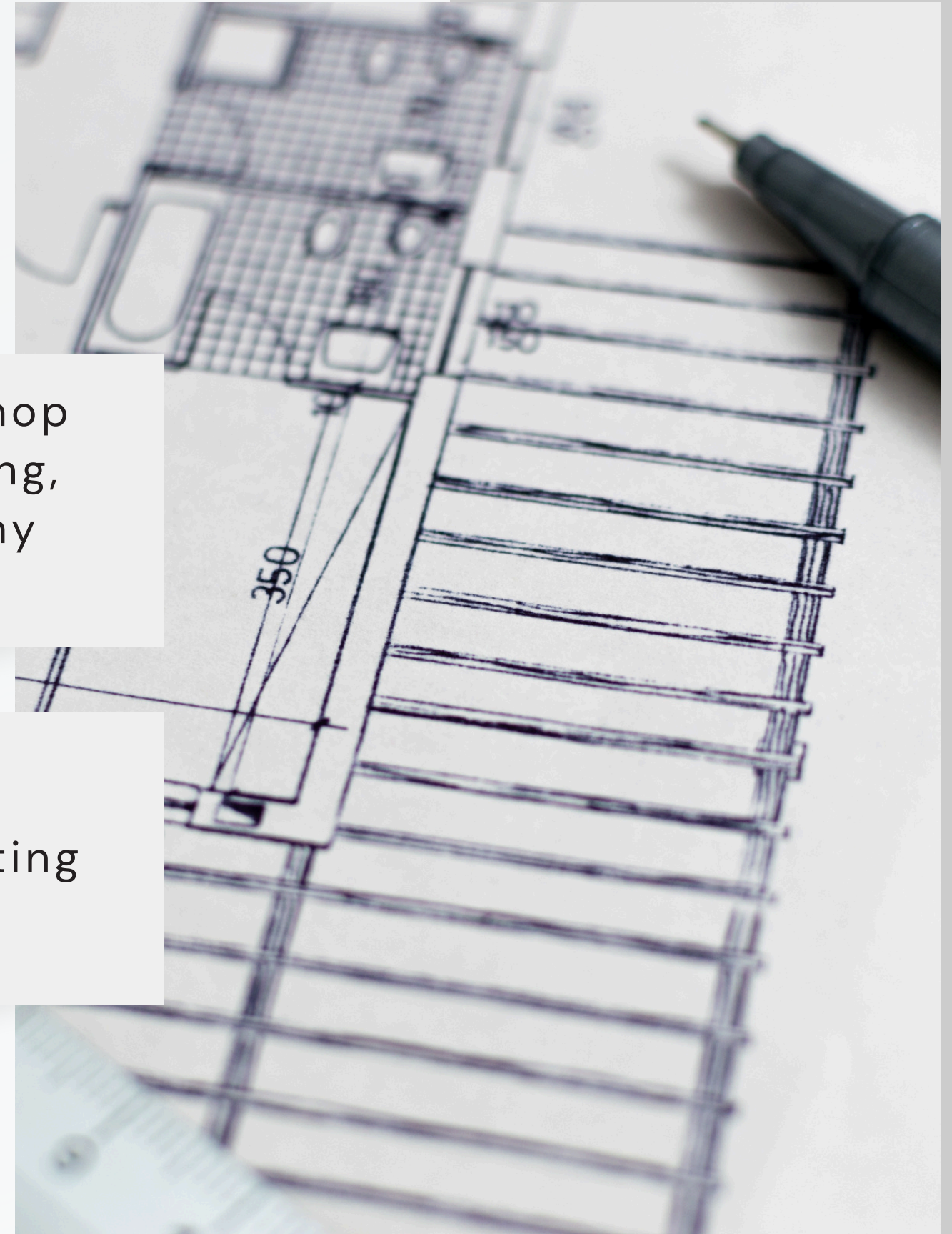
08

QUESTION AND ANSWER

INTRODUCTION

The One Start Development Center is your one-stop shop for all property related services in Arlington. Engineering, Signs, Zoning, and Platting are just a sample of the many services we offer.

We are located on the 2nd floor of Arlington City Hall at 101 W. Abram Street, and all of our permitting process is completed on ArlingtonPermits.com



PROCESS OVERVIEW

Permit Submittal

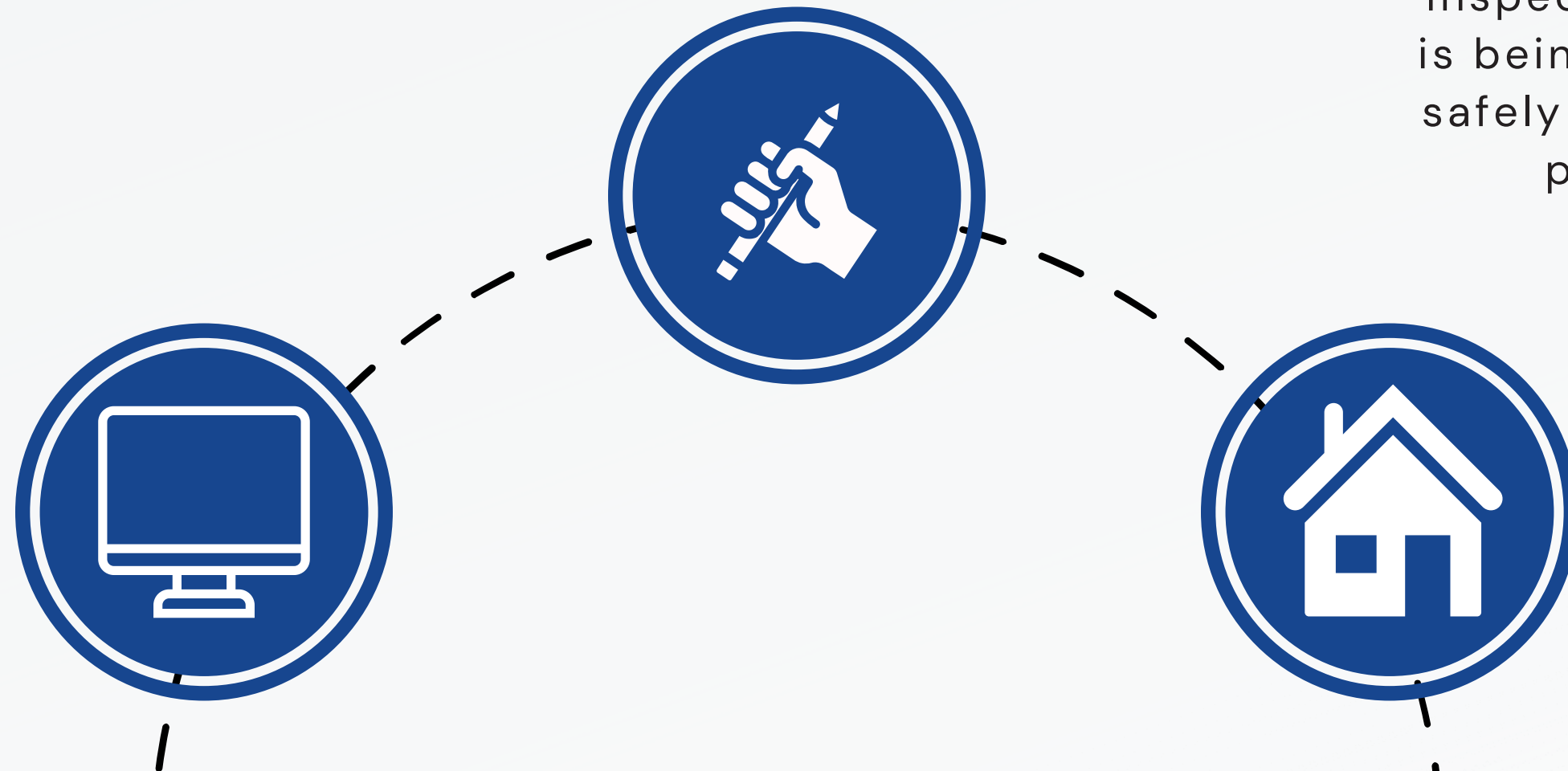
Formally submitting documentation and plans to the relevant regulatory authorities for review and approval before initiating a construction project or any activity that requires official authorization

Permit Review/Comments

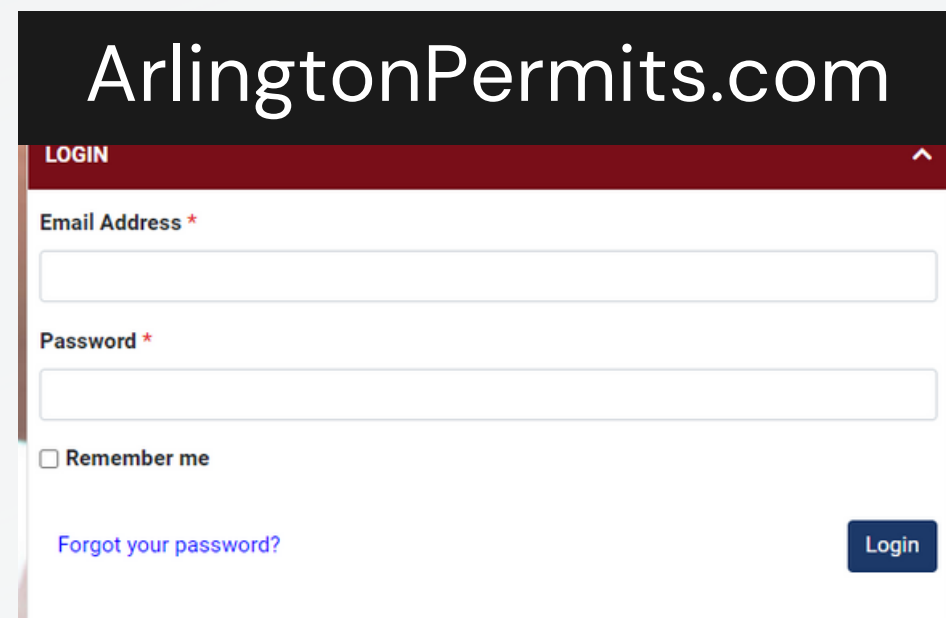
The plan review process involves a thorough examination of submitted construction or project plans by regulatory authorities to ensure compliance with building codes, zoning regulations, safety standards, and other applicable requirements before permits are issued for construction or implementation

Inspection

On-site visits by authorized inspectors to assess and verify compliance with approved plans, building codes, regulations, and safety standards at various stages of construction or project implementation. These inspections ensure that the work is being carried out correctly and safely according to the approved permits and applicable requirements.



ARLINGTONPERMITS.COM







A screenshot of the ArlingtonPermits.com login page. The page has a dark blue header with the site name 'ArlingtonPermits.com' in white. Below the header is a red bar with the word 'LOGIN' in white. The main content area is white and contains two input fields: 'Email Address *' and 'Password *'. Below the password field is a checkbox labeled 'Remember me' and a link 'Forgot your password?'. A blue 'Login' button is located at the bottom right of the form.

All permits for the City of Arlington must be applied for through the official online portal, ArlingtonPermits.com. This centralized system ensures a streamlined and efficient process for residents and businesses.

To apply for a permit, users must create an account or log in to their existing account on the website. Once logged in, users can select the appropriate permit type, fill out the necessary application forms, and upload any required documents. The system allows for the tracking of application status and provides notifications throughout the review process. For assistance, users can access detailed guides and support resources available on the site.

How to Guides

How To Guides

-  [How to clear my browser cache](#)
-  [Issues that Scout PDF Analyzer Identifies](#)
-  [How to apply for a ROW Contractor Business Reg](#)
-  [How to apply for a ROW Permit](#)

PERMIT NOT REQUIRED

- Painting, papering, tiling, carpeting, cabinets, counter tops and similar finish work.
- Replacement of siding materials with materials of similar character. The installation of siding systems such as, but not necessarily limited to, stucco and Exterior Insulation and Finish Systems require a permit.
- Replacement of roof covering materials when the area of replacement is 10 percent or less of roof area.

PERMIT REQUIRED

- HVAC replacement
- Re-roofing
- Door/window change-out
- Plumbing fixture replacement (as applicable)
- Electrical replacement (not low voltage)
- Balcony/Landing/Stair Repairs
- Fire Repair
- Water Heater replacement/install

IMPORTANT INFORMATION

If only trade work is involved in the scope, and only one trade such as Mechanical for an HVAC replacement, then a stand-alone MP(Mechanical Permit) would be obtained.

When more than one trade element is involved in a scope of work, a remodel permit must be obtained rather than stand-alone permits.

Any trade work being performed (Mechanical, Electrical and Plumbing) must be performed by a Licensed individual specific to the trade.

OUR TEAM



Rick
Ripley
Building
Official



Ariel
Stermer
Assistant
Building Official



Chuck
Lowe
Inspection
Supervisor

QUESTION & ANSWER

