

Housing Authority of the City of Arlington Annual Report

Fiscal Year 2021 AT A GLANCE

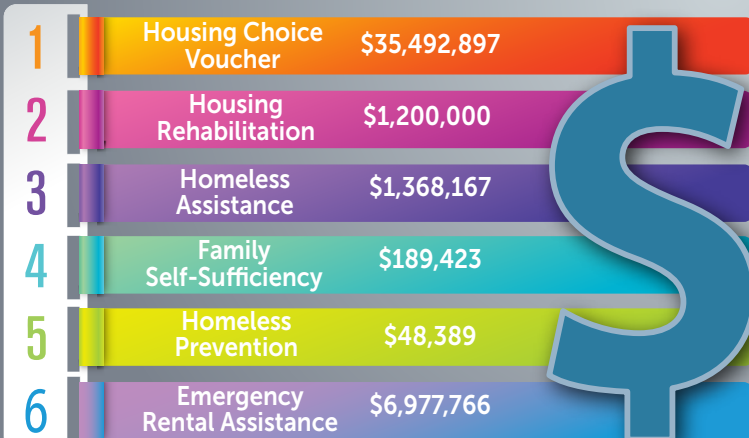


Housing Authority of the City of Arlington
501 W. Sanford Street, Suite 20
Arlington, TX 76011

For more information: www.arlingtonhousing.us
Call 817-275-3351 | Fax 817-962-1200

Funds Utilized

Total Grant Funding Utilized
\$45,276,642



Financial Report

Financial Statement Balance Sheets

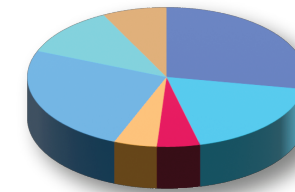
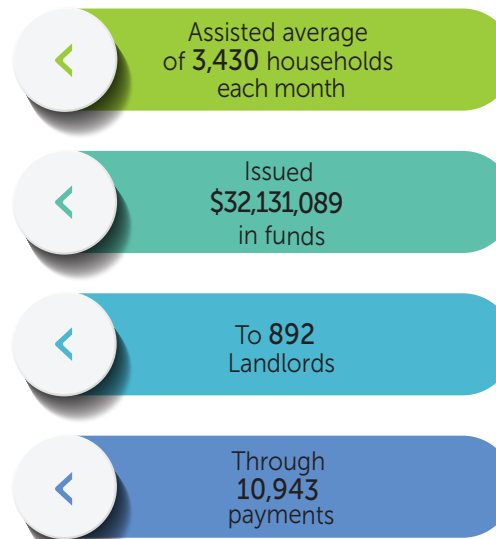
	FY2021	FY2020
Total Assets	7,042,731	6,877,995
Total Liabilities	1,823,740	1,970,415
Total Net Position	5,218,991	4,907,580

Revenue, Expenses, and Changes in Net Position

	FY2021	FY2020
Operating Revenues	37,246,000	33,810,740
Non-Operating Income	657	42,575
Operating Expenses	36,953,246	33,466,058
Change in Net Position	311,411	344,682

Housing Choice Voucher

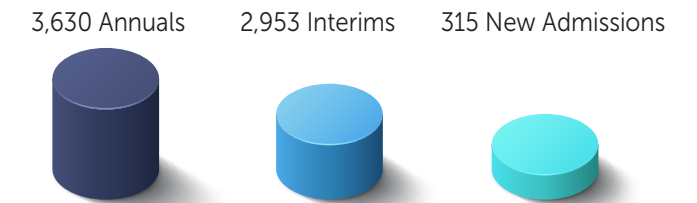
Assistance



Unit Inspections

Type	#
Rent Reasonableness	2,336
HCV-Annual Re-Examinations	1,520
Special Requests	423
No Shows	430
Re-Inspections	2,086
HCV-New Admissions & Portability Move-Ins	939
Other	620
TOTAL	8,354

Annuals/Interims/New Admissions



Program Compliance Investigations



BY THE NUMBERS

Family Self-Sufficiency



Housing Rehabilitation

Emergency	24
Full rehab	4
Architectural barrier removal	2
Amy Young barrier removal program	1
Average cost for a full rehabilitation	\$27,270

Homelessness Services

Nurse Family	2 families
Shelter Plus Care	35 families
Rapid Rehousing	33 families
Tenant Based Rental Assistance	24 families
Homeless Prevention	3 families
Eviction Prevention	21 families
Emergency Rental Assistance	490 families

The Homeless Count was cancelled due to COVID.

Homeownership

