



2020 REVENUE MANUAL

City of Arlington, Texas



2020 Revenue Manual

Table of Contents



GENERAL FUND REVENUES

GENERAL FUND REVENUES	i
Finance	1
Auction Income	1
Ballpark Lease.....	2
Ballpark Settlement Agreement	3
Bingo Prize Fees	4
Cable TV Franchise	5
Electric Utility	6
Gas Utility	7
Interest Income.....	8
Payment in Lieu of Taxes (PILOT)	9
Property Taxes (Ad Valorem Taxes)	10
Sales Taxes.....	11
Sheraton Hotel Ground Lease	12
State Liquor Tax.....	13
Taxicab Franchise	14
Telephone Utility	15
Water Data Service Charges	16
Water Utility	17
Communication and Legislative Affairs	19
Alcoholic Beverage Licenses	19
Vital Statistics	20
Aviation	21
Hangar Rental and Tie-Down Charges	21
Land and Ramp Leases	22
Terminal Building Leases	23
Code Compliance	25
Animal Adoption Fees, Animal Awareness/Safety Program.....	25
Deceased Animal Pick-Up, Veterinary Services	26
Dog and Cat Licenses	27
Duplex Inspection / Re-Inspection Fees	28
Euthanasia Fees.....	29
Extended-Stay Hotel/Motel Annual Inspection / Re-Inspection Fees	30
Impoundment Fees.....	31
Multi-Family Annual Inspection / Re-Inspection Fees.....	32
Substandard / Dangerous Structure and Nuisance Abatement Fees	33
Swimming Pool Permits / Re-Inspection Fees.....	34
Weeds and Grass Administrative Fees.....	35
Planning and Development Services, Economic Development	37
Boathouse / Pier Licenses	37
Building Inspection Fees.....	38
Building Permits	39
Business Registration Fees.....	40



2020 Revenue Manual

Table of Contents



Certificates of Occupancy.....	41
Child Care Licenses and Permits / Re-Inspections.....	42
Electrical Permits.....	43
Food Establishment Permits / Re-Inspection Fees.....	44
Food Handlers Permits.....	45
Food Service Application and Change-of-Ownership Fees.....	46
Gas Well Annual Re-Inspection Fees.....	47
Gas Well Inspection Fees.....	48
Gas Well Supplemental Fees.....	49
Irrigation Permits.....	50
Landscape Review Fees.....	51
Mechanical Permits.....	52
Plan Review Fees.....	53
Plat Review and Inspection Fees.....	54
Plumbing Permits.....	55
Real Estate Transfers.....	56
Rezoning Fees.....	57
Fire Department.....	59
Fire Code Compliance Annual Inspection Fees.....	59
Fire Code Initial Inspection Fees.....	60
Fire Code Permit Fees.....	61
Fire After-Hours and Re-Inspection Fees.....	62
Firefighter Applicant Fees.....	63
Fire Operational Permits.....	64
Library Services.....	65
Library Fines.....	65
Library Cards for Non-Residents.....	66
Municipal Court.....	67
Criminal Justice Tax Administration Fee.....	67
Municipal Court Fines.....	68
Parks & Recreation.....	69
Cell Phone Tower Leases.....	69
Park Bond Fund Reimbursements.....	70
Police Department.....	71
Police Administrative Services and Towing.....	71
AISD - SRO Program.....	72
Burglar Alarm Permits and Fees.....	73
Public Works & Transportation, Asset Management.....	75
Abandonment Fees.....	75
Construction Management Fees.....	76
Inspection Transfers.....	77
Landfill Lease.....	78
Landfill Royalties.....	79
Public Works - Engineering Transfers.....	80
Sanitation Franchise.....	81



2020 Revenue Manual

Table of Contents



Saturday Inspection Fees.....	82
State Reimbursement - Traffic Signals	83
Survey Transfers	84
Transportation Bond Fund Reimbursements	85
Water Department Street Cuts	86
Human Resources	87
Recovery of Damages	87
Other Revenues	89
Other Licenses and Permits.....	89
Miscellaneous Leases, Printing Concessions.....	90
Other Miscellaneous Service Charges	91
Water Utilities	93
Backflow Assembly and Tester Registration.....	93
Class Rate Sewer Surcharge.....	94
Concrete Sales.....	95
Garbage Billing Fees.....	96
GIS Services.....	97
Hauler Fees	98
Plat Review and Inspection Fees	99
Interest Income.....	100
Laboratory Fees.....	101
Other Revenue.....	102
Sewer Charges.....	103
Sewer Charges - Other	104
Sewer Impact Fees	105
Sewer Surcharges.....	106
Special Services Charges	107
Sewer Tap Installation Fees	108
Water Convenience Fees.....	109
Water Impact Fees.....	110
Water Sales	111
Water Sales - Other	112
Water Sales - Reclaimed Water	113
Water Sales to Dalworthington Gardens - Entrepreneurial and Other Sales	114
Water Sales to Bethesda - Entrepreneurial and Other Sales	115
Water Sales to Kennedale - Entrepreneurial and Other Sales.....	116
Kennedale Operations and Maintenance.....	117
Water Taps	118
Convention and Event Services	119
Audio-Visual Revenue.....	119
Catering Revenue.....	120
Communication Services	121
Concessionaire Reimbursements	122
Concessions - Food	123
Concessions - Liquor	124



2020 Revenue Manual

Table of Contents



Event Labor and Expenses.....	125
Hotel Occupancy Tax	126
Miscellaneous Revenues.....	127
Parking Revenue	128
Parking Revenue - Special Events	129
Rental - Stadium	130
Rental - Equipment	131
Rental - Exhibit Hall	132
Security Revenue	133
Stadium Rent and Naming Rights.....	134
3040-45531 - Convention and Event Services, Stadium Naming Rights.....	134
Revenue History.....	134
Utility Services.....	135
Parks & Recreation.....	137
Administrative Revenues	137
Adult Sports	138
Allen Bolden Pool.....	139
Naturally Fit Program	140
Aquatics - Swim Pass Revenue.....	141
Arlington Tennis Center	142
Athletic Programs - Recreation Centers	143
Bad Koenigshofen Pool	144
Bob Duncan Center.....	145
Cliff Nelson Recreation Center.....	146
Texas Rangers Golf Club - Course Fees.....	147
Texas Rangers Golf Club - Alcoholic Beverage Sales	148
Texas Rangers Golf Club Pro Shop - Food and Beverage Sales	149
Texas Rangers Golf Club Pro Shop - Merchandise	150
Texas Rangers Golf Club Pro Shop - Rentals.....	151
Texas Rangers Golf Club Driving Range - Range Fees	152
Dottie Lynn Recreation Center	153
Field Enhancement Revenues.....	154
Helen Wessler Pool.....	155
Howard Moore Pool.....	156
Hugh Smith Indoor Pool	157
Hugh Smith Recreation Center	158
Lake Arlington Golf Course - Course Fees	159
Lake Arlington Pro Shop - Alcoholic Beverage Sales.....	160
Lake Arlington Pro Shop - Food and Beverage Sales	161
Lake Arlington Pro Shop - Merchandise	162
Lake Arlington Pro Shop - Rentals.....	163
Lake Operations	164
Meadowbrook Golf Course - Course Fees.....	165
Meadowbrook Pro Shop - Food and Beverage Sales.....	166
Meadowbrook Pro Shop - Merchandise	167
Meadowbrook Pro Shop - Rentals	168



2020 Revenue Manual

Table of Contents



Park Pavilion Rental Fees	169
Randol Mill Pool	170
Senior Programs	171
Tierra Verde Golf Club - Course Fees	172
Tierra Verde Restaurant - Food and Beverage Sales	173
Tierra Verde Golf Club - Practice Fees.....	174
Tierra Verde Learning Center - Range Fees	175
Tierra Verde Learning Center - Golf Lessons.....	176
Tierra Verde Pro Shop - Merchandise	177
Tierra Verde Pro Shop - Rentals	178
Woodland West Pool	179
Youth Sports	180
Public Works & Transportation.....	181
Storm Water Utility Fund - Commercial Fees	181
Storm Water Utility Fund - Residential Fees.....	182
Storm Water Utility Fund - Interest Income	183
Public Works & Transportation.....	185
Street Maintenance Fund - Sales Taxes	185
Street Maintenance Fund - Interest Income	186
Handitran.....	187
State Reimbursement - Special Transit.....	187



2020 Revenue Manual

Table of Contents





2020 Revenue Manual

General Fund Revenues



Finance

Auction Income

Responsible Department: Finance

The City receives income from miscellaneous auctions. Items auctioned include surplus City property, vehicles that have reached the end of their specified lifecycles, and stolen property recovered by the Police Department that has not been claimed.

Auctions are overseen by the Purchasing Division in accordance with established property disposal guidelines. Monies received from auctioned items are apportioned to the various funds from which the original purchases were made. The revenue histories reflected below are those accrued to the General Fund.

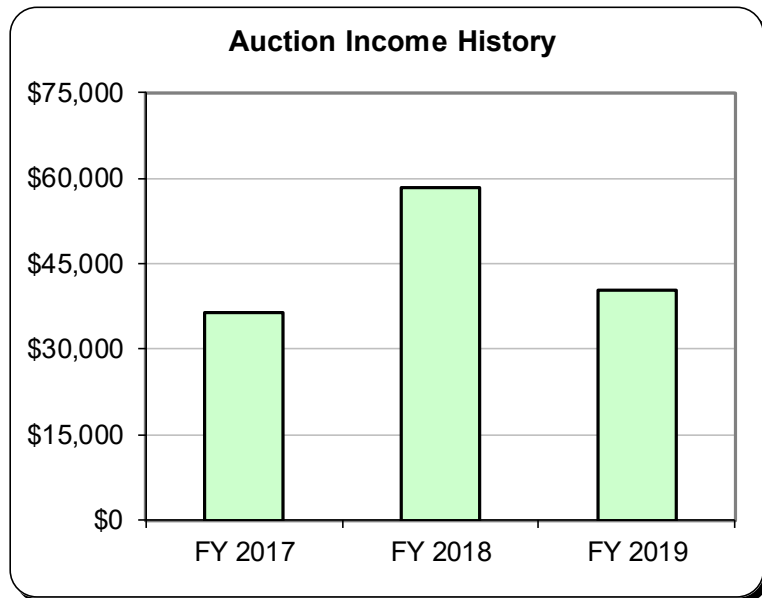
Revenue Code:

1000-46000 - General Fund

Revenue History

FY 2017	\$36,542
FY 2018	\$58,311
FY 2019	\$40,460

Figures for the most recent year are unaudited.





2020 Revenue Manual

General Fund Revenues



Ballpark Lease

Responsible Department: Finance

The Texas Rangers Baseball Club leases Globe Life Park in Arlington from the City for an annual payment of \$2 million. FY 2020 will be the final year of this lease payment.

The enabling documentation is the Master Lease Agreement between the City and the Texas Rangers.

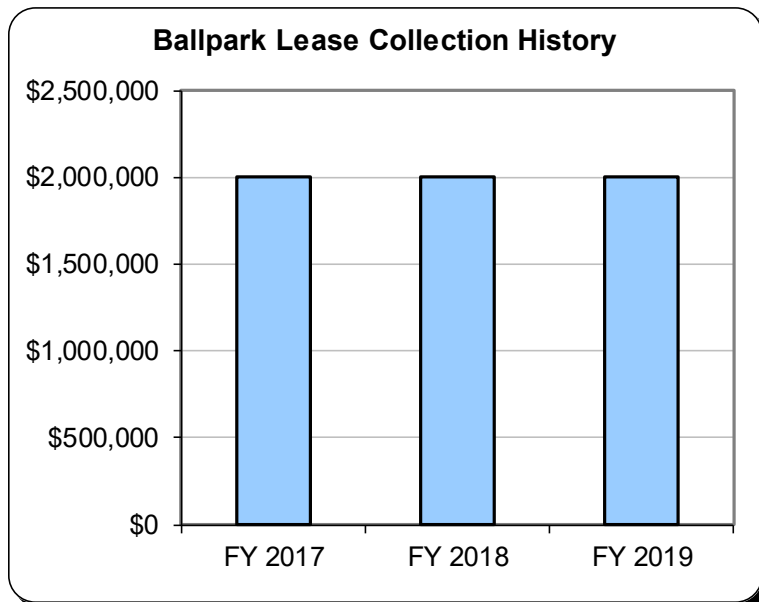
Revenue Code:

1000-45504 - General Fund

Revenue History

FY 2017	\$2,000,000
FY 2018	\$2,000,000
FY 2019	\$2,000,000

Figures for the most recent year are unaudited.





2020 Revenue Manual

General Fund Revenues



Ballpark Settlement Agreement

Responsible Department: Finance

The Texas Rangers Baseball Club pays the City an annual settlement amount resulting from the resolution of a lawsuit over land near Globe Life Park. The scheduled annual payments are as follows:

- \$800,000 per year in FY 2008, FY 2009, and FY 2010
- \$900,000 in FY 2011
- \$1,000,000 per year in FY 2012 through FY 2015
- \$727,500 per year in FY 2016 through FY 2020

The enabling documentation is the settlement agreement executed by the City and the Texas Rangers. As with the annual lease payment for Globe Life Park, FY 2020 will be the final year of this settlement payment.

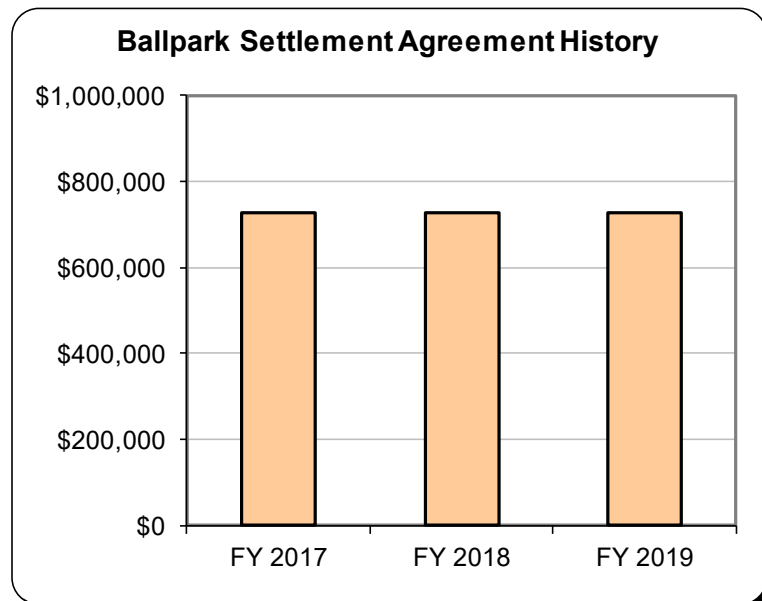
Revenue Code:

1000-49605 - General Fund

Revenue History

FY 2017	\$727,500
FY 2018	\$727,500
FY 2019	\$727,500

Figures for the most recent year are unaudited.





2020 Revenue Manual

General Fund Revenues

Bingo Prize Fees

Responsible Department: Finance

This is a fee on the gross receipts of charitable bingo games that take place within the city limits of Arlington, and equals one percent of the gross receipts of the games.

The controlling statutes are the Bingo Enabling Act (1981), VTC 179D, and H.B. 914, which took effect on January 1, 2020, and shifts responsibility to the bingo operators for remitting these payments directly to the cities and counties in which they operate.

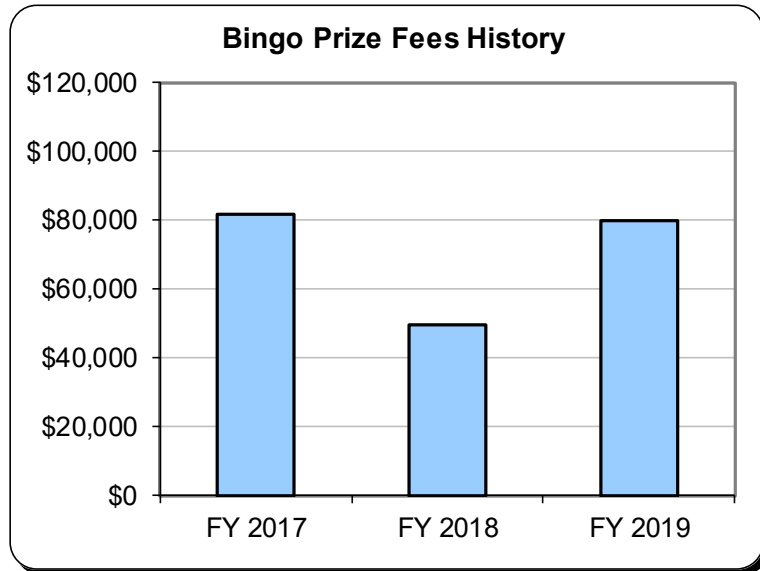
Revenue Code:

1000-40701 - General Fund

Revenue History

FY 2017	\$81,652
FY 2018	\$49,776
FY 2019	\$79,863

Figures for the most recent year are unaudited.





2020 Revenue Manual

General Fund Revenues

Cable TV Franchise

Responsible Department: Finance

The cable television franchise fee is paid monthly for the use of City streets and public rights-of-way for the purpose of providing local cable television service, and to cover the costs incurred by the City in connection with the administration of the franchise. The fee is 5 percent of the gross revenues received from the operation of a cable television system within the City of Arlington.

The enabling documentation is City Ordinance 93-23, and the current franchise agreements between the City and the cable television providers.

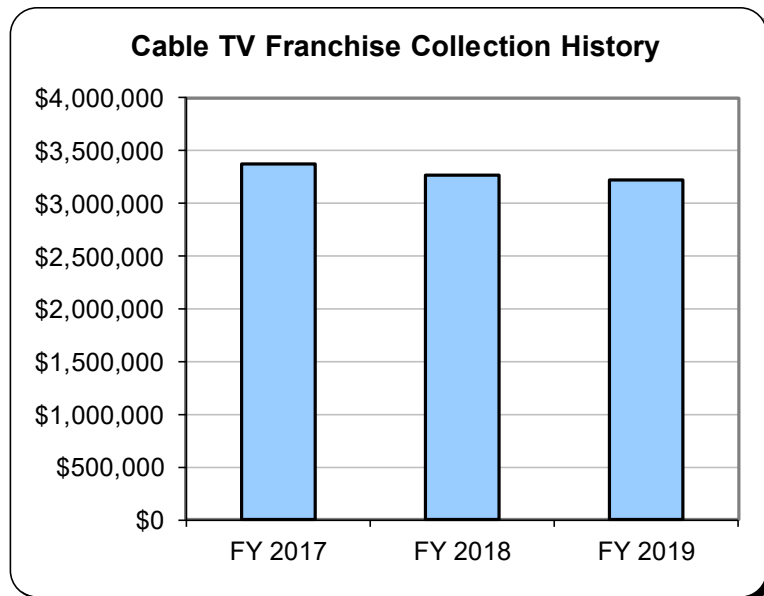
Revenue Code:

1000-40906 - General Fund

Revenue History

FY 2017	\$3,366,039
FY 2018	\$3,272,194
FY 2019	\$3,222,099

Figures for the most recent year are unaudited.





2020 Revenue Manual

General Fund Revenues



Electric Utility

Responsible Department: Finance

The electric utility franchise fee is paid quarterly for the use of City streets and public rights-of-way for the purpose of providing electric service, and to cover the costs incurred by the City in connection with the administration of the franchise. The fee amount is \$0.002766 per kilowatt/hour delivered within the City, and a 4 percent fee on gross revenues from services within Arlington identified as "Tariff for Retail Delivery Service".

The enabling documentation is City Ordinance 02-119, and the current franchise agreement between the City and the electric provider.

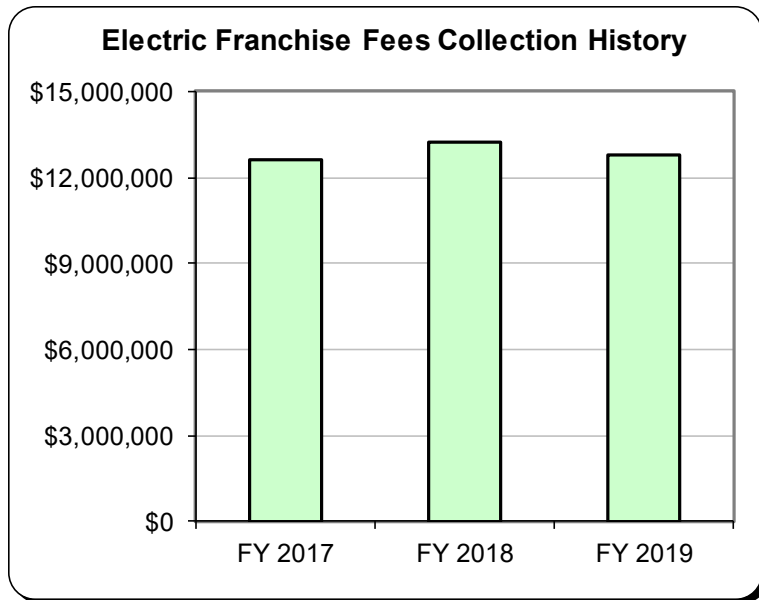
Revenue Code:

1000-40900 - General Fund

Revenue History

FY 2017	\$12,637,523
FY 2018	\$13,209,685
FY 2019	\$12,810,858

Figures for the most recent year are unaudited.





2020 Revenue Manual

General Fund Revenues



Gas Utility

Responsible Department: Finance

The gas utility franchise fee is paid quarterly for the use of City streets and public rights-of-way for the purpose of providing gas service, and to cover the costs incurred by the City in connection with the administration of the franchise. The fee amount is 4 percent of gross revenues received by the gas utility from customers within the City of Arlington.

The enabling documentation is City Ordinance 02-118, and the current franchise agreement between the City and the gas provider.

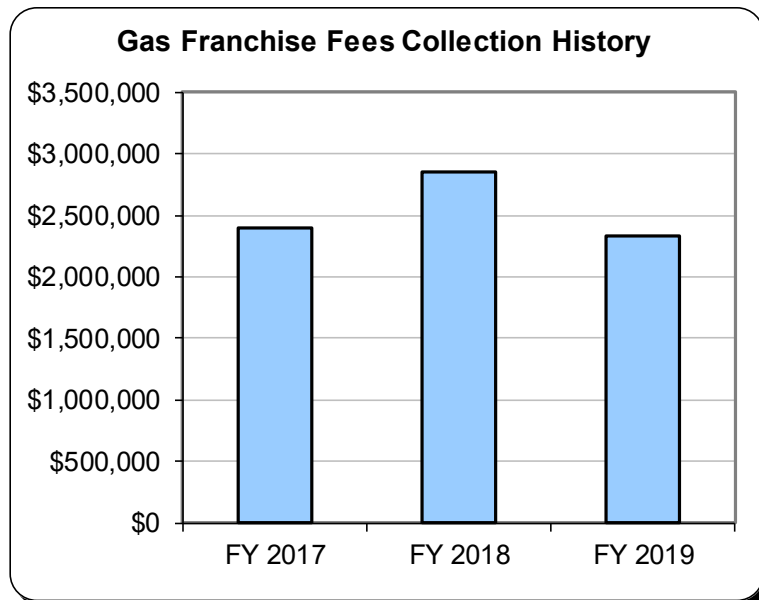
Revenue Code:

1000-40901 - General Fund

Revenue History

FY 2017	\$2,392,344
FY 2018	\$2,850,471
FY 2019	\$2,339,064

Figures for the most recent year are unaudited.





2020 Revenue Manual

General Fund Revenues



Interest Income

Responsible Department: Finance

The City receives varying rates of interest on its investments, depending on the type and duration of the investment. The revenues from investment activity are recognized and accounted for by fund. The interest income reflected below results from the invested balances in the City’s General Fund.

The City’s investment strategies are governed by the current Investment Policy manual and overseen by the Investment Committee comprised of senior financial staff.

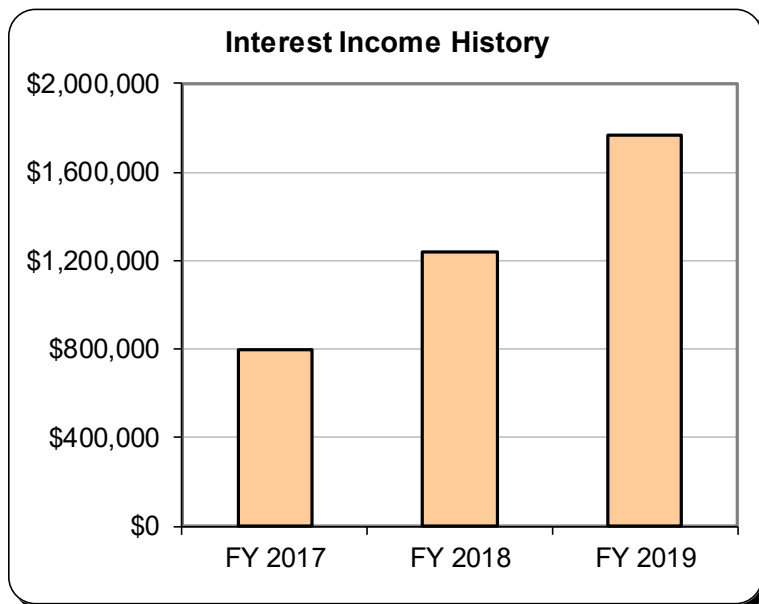
Revenue Code:

1000-49407 - General Fund

Revenue History

FY 2017	\$794,535
FY 2018	\$1,237,185
FY 2019	\$1,770,424

Figures for the most recent year are unaudited.





2020 Revenue Manual

General Fund Revenues

Payment in Lieu of Taxes (PILOT)

Responsible Department: Finance

This payment is an annual charge to the Water and Sewer Fund in an amount equal to the amount that would be payable to the City for property taxes if the water utility were privately owned. The calculation is the value of the water utility (as presented in the City’s Comprehensive Annual Financial Report) multiplied by the current property tax rate.

The enabling legislation is the adopted annual budget.

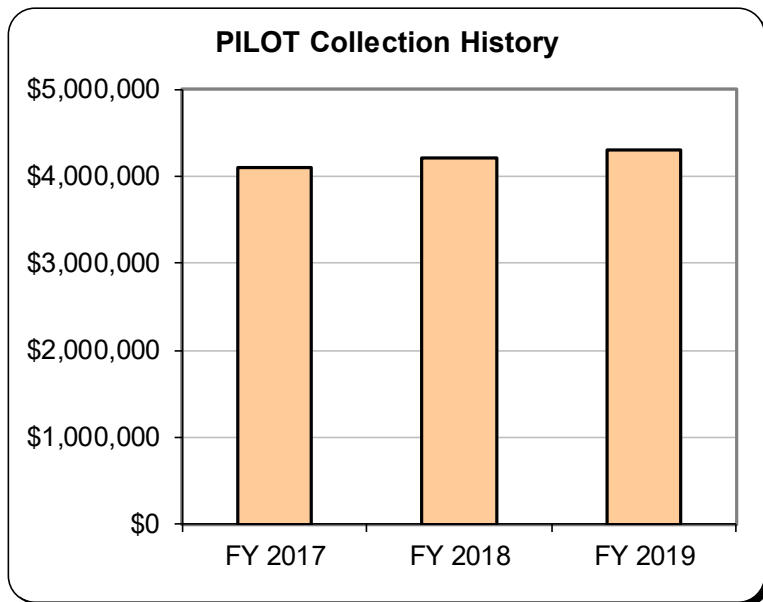
Revenue Code:

1000-40004 - General Fund

Revenue History

FY 2017	\$4,099,099
FY 2018	\$4,203,284
FY 2019	\$4,309,930

Figures for the most recent year are unaudited.





2020 Revenue Manual

General Fund Revenues

Property Taxes (Ad Valorem Taxes)

Responsible Department: Finance

Property taxes are assessed on real estate and personal property as of January 1 each year. The taxes provide funding for general government operations and debt requirements. The basis for the assessment is the value of the property. Taxes are billed on October 1 and the delinquency date is February 1 of the year following the levy. **Current taxes** are those that are paid prior to the delinquency date. **Delinquent taxes**, along with **penalties and interest**, are incurred on taxes paid on or after the delinquency date.

The total property tax rate is split between the General Fund and Debt Service Fund. Debt service requirements are satisfied first, with the rest going to operation and maintenance (O&M) in the General Fund. The maximum property tax rate in Texas is \$2.50 per \$100 value, but there are certain restrictions associated with tax increases.

Exemptions are authorized for homesteads owned by citizens 65 and over, and for fully and permanently disabled persons. Disabled American Veterans may also claim exemptions. A general homestead exemption amounting to 20% of the assessed value has been authorized by the City Council.

Revenue Codes:

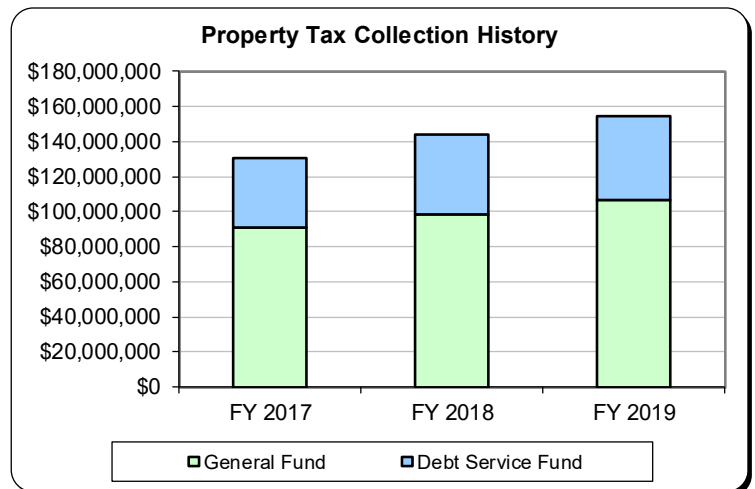
- 1000-40001 - General Fund, Current Taxes
- 1000-40002 - General Fund, Delinquent Taxes
- 1000-40003 - General Fund, Penalties and Interest

- 2000-40001 - Debt Service Fund, Current Taxes
- 2000-40002 - Debt Service Fund, Delinquent Taxes
- 2000-40003 - Debt Service Fund, Penalties and Interest

Revenue History

	General Fund	Debt Service Fund	Totals
FY 2017	\$90,888,160	\$39,842,683	\$130,730,843
FY 2018	\$98,098,871	\$45,802,885	\$143,901,756
FY 2019	\$106,405,330	\$48,149,675	\$154,555,005

Figures for the most recent year are unaudited.





2020 Revenue Manual

General Fund Revenues



Sales Taxes

Responsible Department: Finance

The City's sales tax rate is currently 8.00 percent, which is allocated as follows:

- 6.25 percent to the State of Texas
- 1.00 percent to the City's General Fund
- 0.25 percent for street maintenance, authorized by vote of citizens effective January 1, 2003, and renewed (mandatory voter renewal every four years) effective January 1, 2007, 2011, and 2015. The 2015 renewal will be valid for eight years; voter reauthorization will not be required again until 2023.
- 0.50 percent for the Stadium Venue Projects (AT&T Stadium and Globe Life Field), originally authorized by vote of citizens effective April 1, 2005

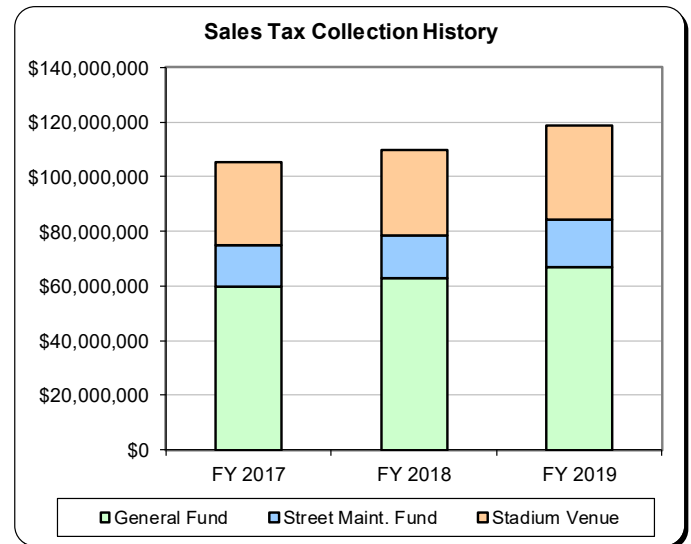
Revenue Codes:

- 1000-40000 - General Fund
- 3045-40000 - Street Maintenance Fund
- 2002-40000 - Stadium Venue Fund

Revenue History

	General Fund	Street Maint. Fund	Stadium Venue	Totals
FY 2017	\$59,924,982	\$14,981,246	\$30,235,651	\$105,141,879
FY 2018	\$62,875,224	\$15,682,352	\$31,364,704	\$109,922,280
FY 2019	\$66,969,349	\$17,232,205	\$34,464,410	\$118,665,964

Figures for the most recent year are unaudited.





2020 Revenue Manual

General Fund Revenues

Sheraton Hotel Ground Lease

Responsible Department: Finance

The City receives lease payments from Sheraton Hotels for the grounds contained in the former Seven Seas Amusement Park area at the intersection of Copeland Road and Convention Center Drive. The lease payments were revised during FY 2007 by the execution of a modified lease agreement, which established the payments at \$250,000 per year with annual increases thereafter based on changes in the Consumer Price Index.

The enabling legislation is Resolution 06-611 and the master lease agreement between the City and Sheraton Hotels.

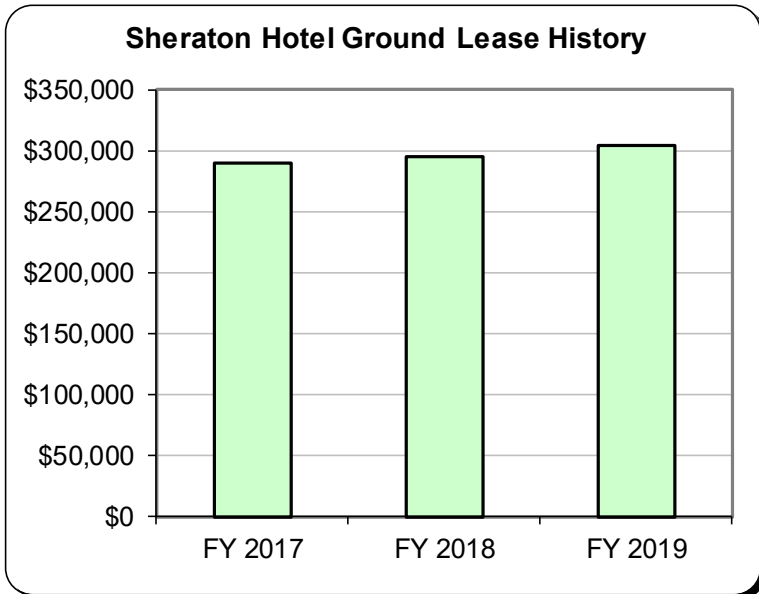
Revenue Code:

1000-45503 - General Fund

Revenue History

FY 2017	\$289,460
FY 2018	\$295,564
FY 2019	\$303,941

Figures for the most recent year are unaudited.





2020 Revenue Manual

General Fund Revenues

State Liquor Tax

Responsible Department: Finance

This is a tax on the sale of alcoholic beverages at establishments holding a mixed beverage permit. It is collected by the state and remitted to the City quarterly, and effective January 1, 2014, equals 6.7 percent of mixed beverage sales. This amount is in addition to the standard sales tax applicable to mixed beverage sales, which in Arlington is 8.0 percent.

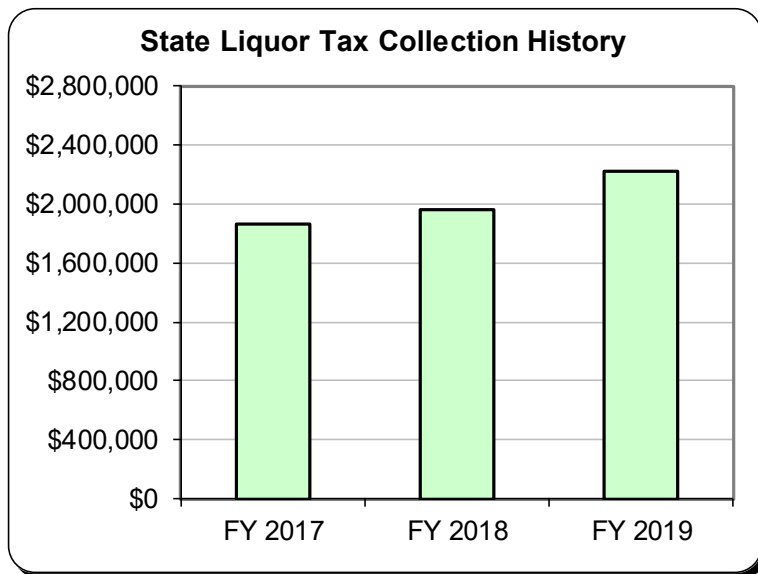
Revenue Code:

1000-40700 - General Fund

Revenue History

FY 2017	\$1,864,806
FY 2018	\$1,959,487
FY 2019	\$2,225,460

Figures for the most recent year are unaudited.





2020 Revenue Manual

General Fund Revenues



Taxicab Franchise

Responsible Department: Finance

The taxicab franchise fee is paid annually for the use of City streets and public rights-of-way for the purpose of providing taxicab and special transportation services. The fees are as follows:

- \$500 application fee
- \$180 per-vehicle fee
- \$25 per-driver fee (good for two years)

The enabling legislation is the City Code, Transportation Chapter, City Ordinances 88-25 and 96-137, and Resolution 03-140.

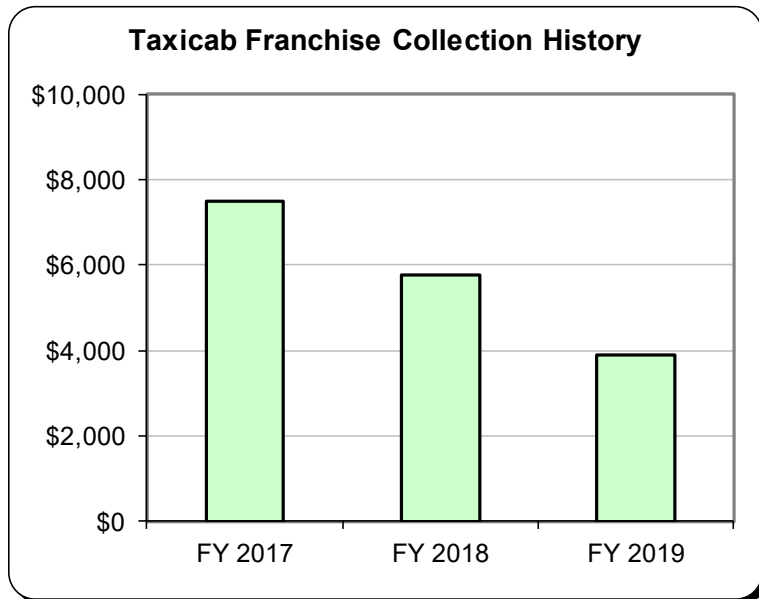
Revenue Code:

1000-40907 - General Fund

Revenue History

FY 2017	\$7,475
FY 2018	\$5,770
FY 2019	\$3,877

Figures for the most recent year are unaudited.





2020 Revenue Manual

General Fund Revenues

Telephone Utility

Responsible Department: Finance

The telephone utility franchise fee is paid quarterly for the use of City streets and public rights-of-way for the purpose of providing telephone service, and to cover the costs incurred by the City in connection with the administration of the franchise. The fee amount is based on category line fees established by the Public Utilities Commission in accordance with H.B. 1777.

The enabling documentation is City Ordinance 98-82, and the current franchise agreements between the City and the telephone service providers.

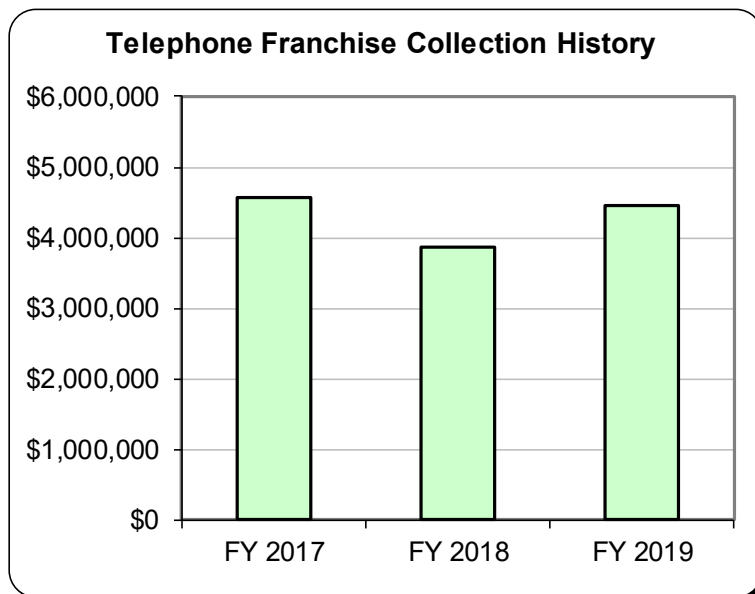
Revenue Code:

1000-40902 - General Fund

Revenue History

FY 2017	\$4,565,127
FY 2018	\$3,874,244
FY 2019	\$4,456,357

Figures for the most recent year are unaudited.





2020 Revenue Manual

General Fund Revenues



Water Data Service Charges

Responsible Department: Finance

This revenue is an annual charge to the Water and Sewer Fund for data services performed by the Information Technology Department in support of the Water Utilities Department. When the Water Utilities Department converted its customer billing system from MUPS to the EnQuesta system in 2005, these charges were set at \$478,997 each year, but were lowered to \$415,277 in FY 2013. The charges were terminated in FY 2018.

The enabling legislation is the adopted annual budget.

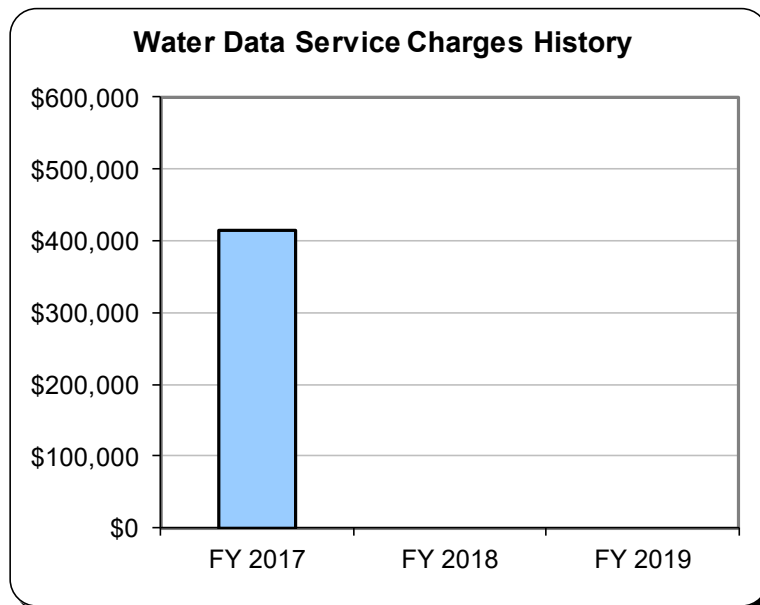
Revenue Code:

1000-41414 - General Fund

Revenue History

FY 2017	\$415,277
FY 2018	\$0
FY 2019	\$0

Figures for the most recent year are unaudited.





2020 Revenue Manual

General Fund Revenues



Water Utility

Responsible Department: Finance

The water utility franchise fee is paid monthly for the use of City streets and public rights-of-way for the purpose of providing water and sewer service, and to cover the costs incurred by the City in connection with the administration of the franchise. The franchise fee amount is 5.8 percent of all revenues except water and sewer impact fees and interest income.

The enabling documentation is the adopted annual budget.

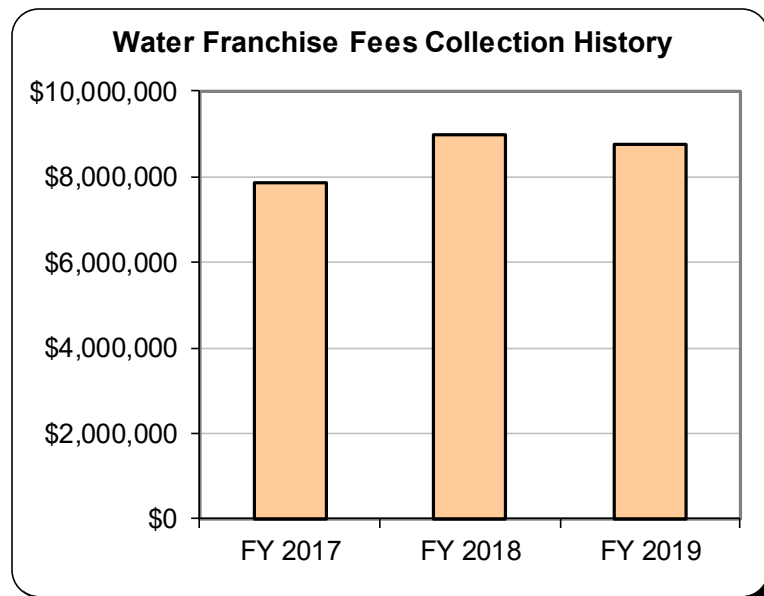
Revenue Code:

1000-40903 - General Fund

Revenue History

FY 2017	\$7,857,763
FY 2018	\$8,970,053
FY 2019	\$8,775,262

Figures for the most recent year are unaudited.





2020 Revenue Manual

General Fund Revenues





2020 Revenue Manual

General Fund Revenues



Communication and Legislative Affairs

Alcoholic Beverage Licenses

Responsible Department: Communication and Legislative Affairs

Revenue is realized from the issuance of licenses to all businesses within the City that sell alcoholic beverages. Fees are set by the applicable section of state law and are collected at the time a new business is established or upon renewal of the license.

The controlling statute is the state Alcoholic Beverage Code VATCS, Section 11.38.

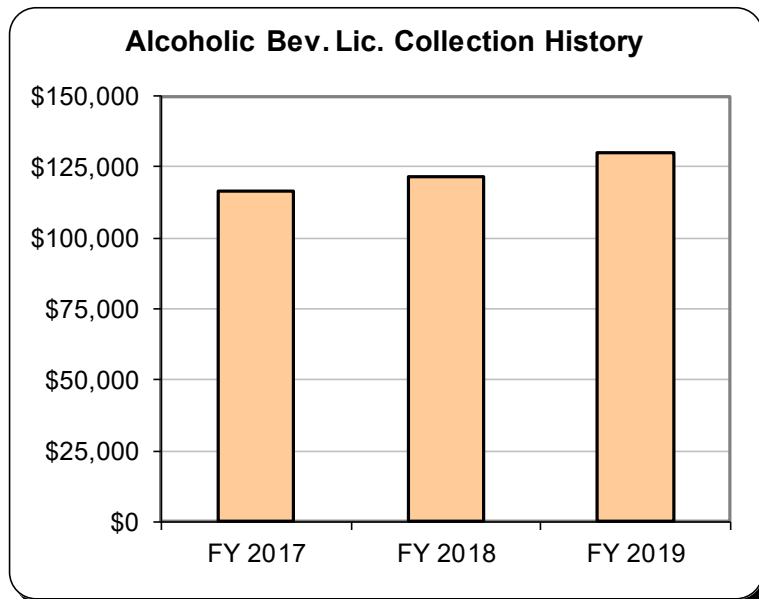
Revenue Code:

1000-43102 - General Fund

Revenue History

FY 2017	\$116,300
FY 2018	\$121,310
FY 2019	\$129,803

Figures for the most recent year are unaudited.





2020 Revenue Manual

General Fund Revenues



Vital Statistics

Responsible Department: Communication and Legislative Affairs

These fees are charged for providing certified copies of birth and death certificates. The fees are as follows:

- \$23 per certified copy of a birth certificate
- \$21 for a certified copy of a death certificate, \$4 for each additional copy when part of a single request, and \$5 for expedited service

The controlling legislation is found in VACS Article 4477, Rule 54a, as amended, and Resolution 10-252.

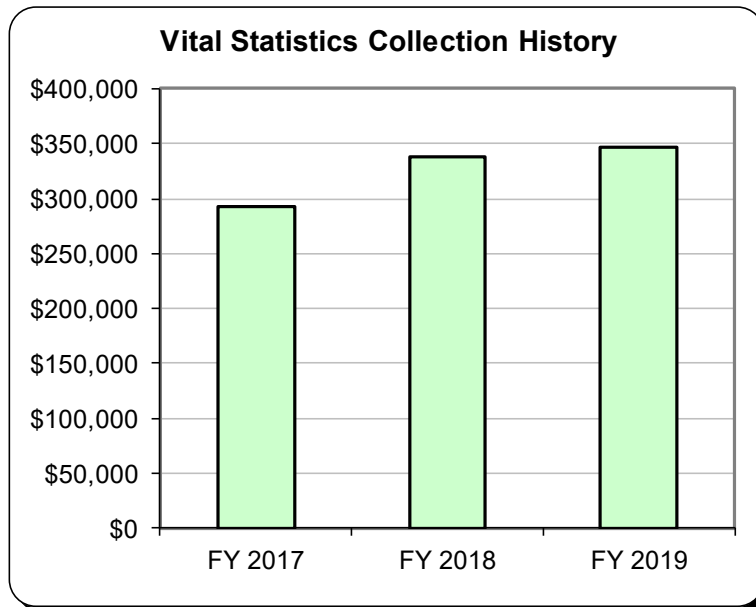
Revenue Code:

1000-41206 - General Fund

Revenue History

FY 2017	\$293,136
FY 2018	\$337,906
FY 2019	\$346,006

Figures for the most recent year are unaudited.





2020 Revenue Manual

General Fund Revenues



Aviation

Hangar Rental and Tie-Down Charges

Responsible Department: Aviation

These charges are for rental of aircraft hangars and tie-down spaces at the City’s airport. T-hangars are used by aircraft owners to store their aircraft, and the maintenance hangar is leased to a commercial operator to do aircraft maintenance work. There are 56 T-hangars and 52 tie-down spaces. The fees for these facilities are as follows:

- T-Hangars, Rows 4 and 5 - \$240 per month
- T-Hangars, Row 6 - \$340 per month
- Adjacent storage area inside hangar - \$120 per month
- Maintenance Hangar - \$24,645 per year
- Tie-Down - \$55 per month

The enabling legislation is contained in Resolution 18-212.

Revenue Codes:

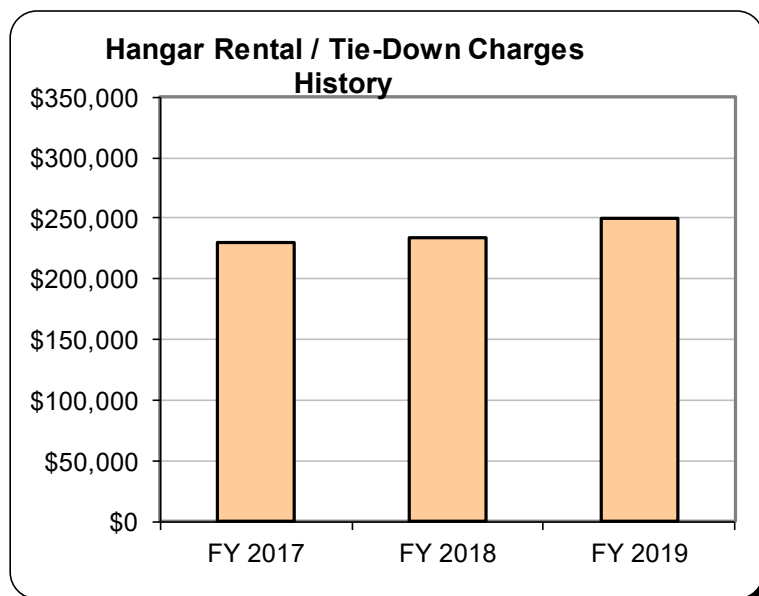
1000-45508 - General Fund (Hangar Rental)

1000-45509 - General Fund (Tie-Down Charges)

Revenue History

FY 2017	\$230,297
FY 2018	\$233,694
FY 2019	\$249,179

Figures for the most recent year are unaudited.





2020 Revenue Manual

General Fund Revenues



Land and Ramp Leases

Responsible Department: Aviation

These charges are paid by private individuals or firms leasing City-owned land at the Arlington Airport. The City currently has 21 lease agreements in place for lease of Airport grounds. The lease rates vary based on actual value and adjacent improvements at the time a lease is executed. The rates are periodically adjusted for increases in the Consumer Price Index according to the specifications of each lease agreement.

The enabling legislation is contained in the City Code, Aviation Chapter.

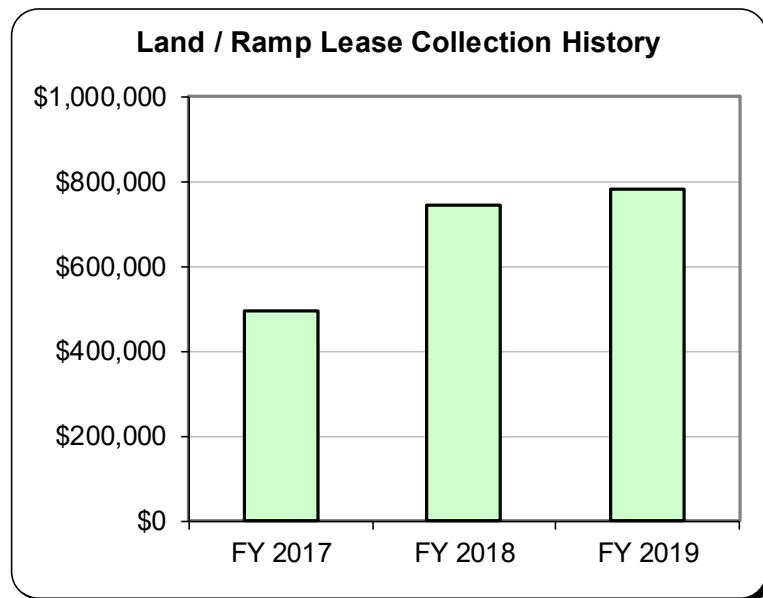
Revenue Code:

1000-45510 - General Fund

Revenue History

FY 2017	\$495,325
FY 2018	\$744,642
FY 2019	\$783,407

Figures for the most recent year are unaudited.





2020 Revenue Manual

General Fund Revenues

Terminal Building Leases

Responsible Department: Aviation

The City leases office and floor space in the new City-owned Airport terminal building to several private aviation-related businesses. The cost ranges from \$20 - \$24 per square foot, payable monthly, with lease terms of one year.

The enabling legislation is contained in Minute Order MO 09142010-012.

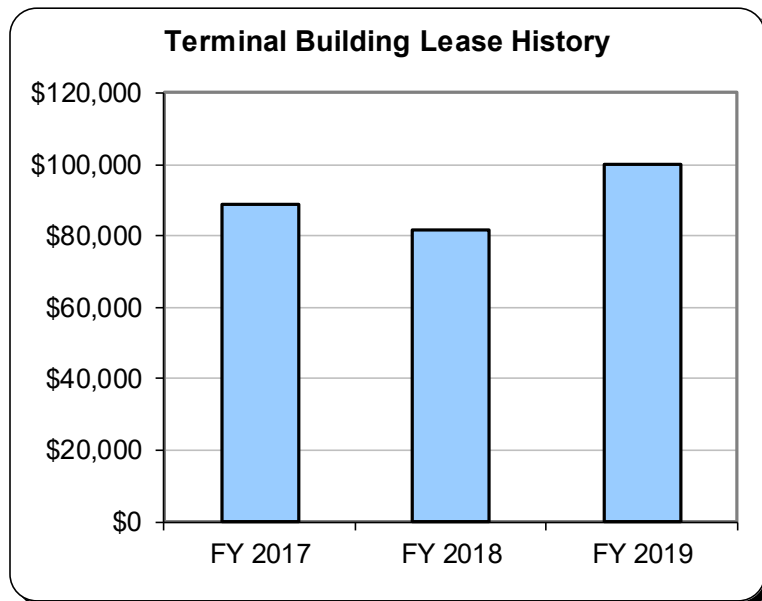
Revenue Code:

1000-45507 - General Fund

Revenue History

FY 2017	\$88,697
FY 2018	\$81,563
FY 2019	\$99,858

Figures for the most recent year are unaudited.





2020 Revenue Manual

General Fund Revenues





2020 Revenue Manual

General Fund Revenues



Code Compliance

Animal Adoption Fees, Animal Awareness/Safety Program

Responsible Department: Code Compliance

These fees are charged to cover costs associated with the administration of the animal adoption and animal safety programs provided by the City, and vary by the type of services requested. For a complete list of services and associated costs, contact the Code Compliance Department.

The enabling legislation is City Ordinance 90-86 and Resolutions 83-250, 85-718, 94-373, 02-490, 07-770 and 09-273.

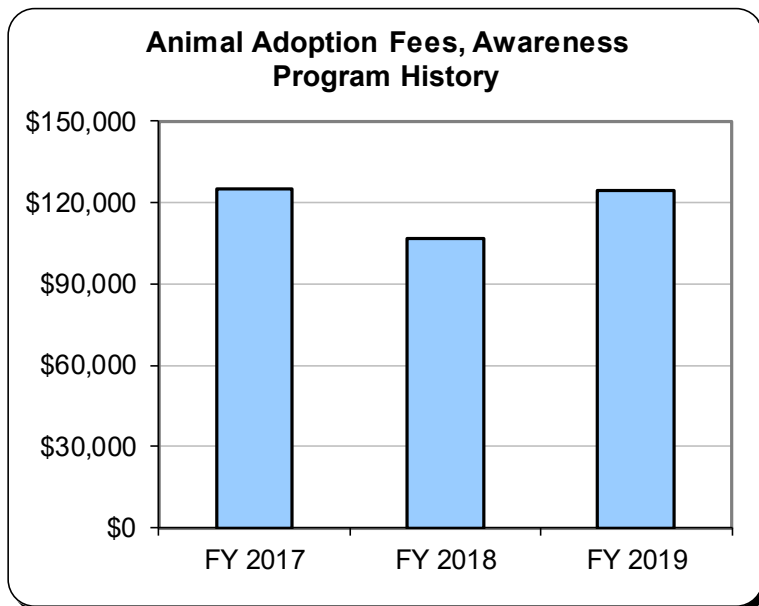
Revenue Codes:

- 1000-41204 - General Fund (Adoption Fees)
- 1000-41203 - General Fund (Awareness/Safety Program)

Revenue History

FY 2017	\$125,198
FY 2018	\$106,993
FY 2019	\$124,732

Figures for the most recent year are unaudited.





2020 Revenue Manual

General Fund Revenues

Deceased Animal Pick-Up, Veterinary Services

Responsible Department: Code Compliance

This fee is charged for dead animal pick-up requests from the public. The fee is \$24 per pick-up call. Fees are also charged for various services offered by the on-site veterinarian at the Arlington Animal Services Center. The fees vary by type and size of animal and the specific services requested. For a complete list of services and associated costs, contact the Code Compliance Department.

The enabling legislation is contained in City Ordinances 90-86 and 07-095, and Resolutions 02-490, 07-095, 07-770, 08-093, 09-273, 10-252 and 12-143.

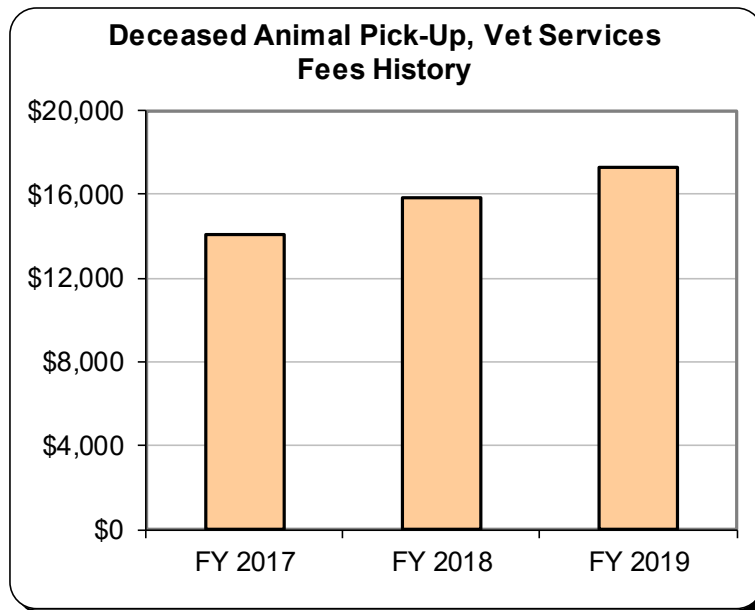
Revenue Codes:

- 1000-43202 - General Fund (Deceased Animal Pick-Up)
- 1000-41219 - General Fund (Veterinary Services)

Revenue History

FY 2017	\$14,120
FY 2018	\$15,840
FY 2019	\$17,269

Figures for the most recent year are unaudited.





2020 Revenue Manual

General Fund Revenues

Dog and Cat Licenses

Responsible Department: Code Compliance

The City issues an annual license for all dogs and cats owned as pets within the City. The fees vary depending on the altered status of the animal, and classification as a dangerous animal. For a complete list of services and associated costs, contact the Code Compliance Department.

The controlling statutes are City Ordinance 90-86 and Resolutions 85-718, 92-659, 07-770 and 09-273.

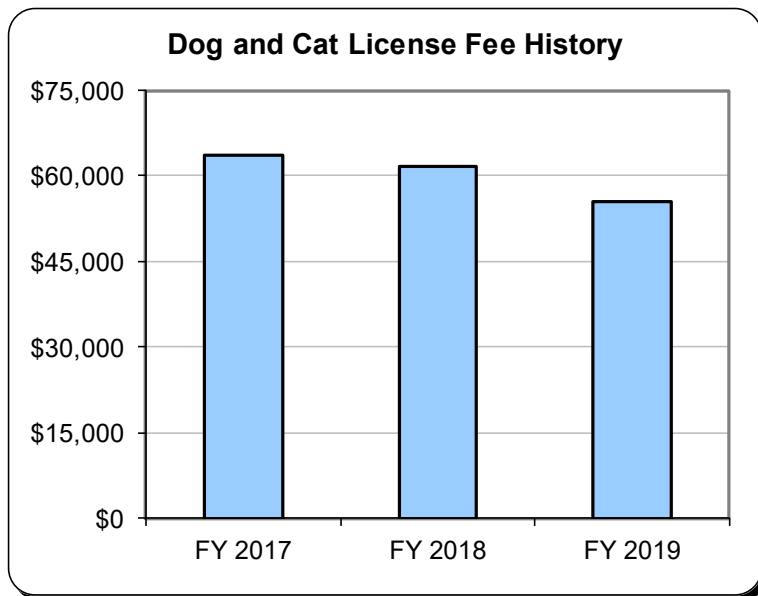
Revenue Code:

1000-43200 - General Fund

Revenue History

FY 2017	\$63,683
FY 2018	\$61,583
FY 2019	\$55,437

Figures for the most recent year are unaudited.





2020 Revenue Manual

General Fund Revenues

Duplex Inspection / Re-Inspection Fees

Responsible Department: Code Compliance

An annual fee of \$13.80 per unit is charged to duplex owners, except in cases where the owner has filed for an exemption. This charge covers the administrative costs to maintain duplex property records and conduct annual inspections. An additional fee of \$150 is charged for each re-inspection necessitated by non-compliance.

The enabling legislation is included in the City Code, Uniform Housing Chapter, City Ordinance 08-019, and Resolution 08-093.

Revenue Code:

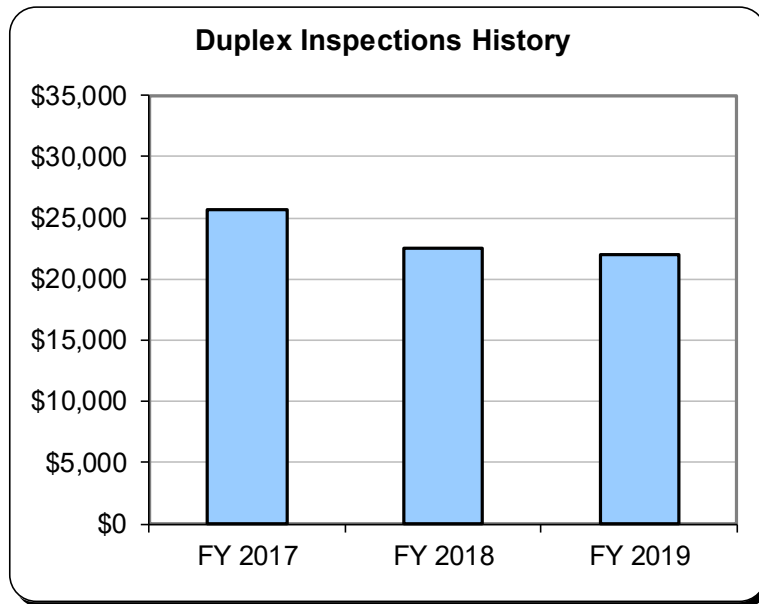
1000-41214 - General Fund (Annual Inspections)

1000-41215 - General Fund (Re-Inspections)

Revenue History

FY 2017	\$25,686
FY 2018	\$22,459
FY 2019	\$22,033

Figures for the most recent year are unaudited.





2020 Revenue Manual

General Fund Revenues

Euthanasia Fees

Responsible Department: Code Compliance

The City provides euthanasia services to the public for animals that no longer enjoy a quality of life due to age, illness, or injury. The fee is \$15 for cats and \$15-\$45 for dogs, depending on weight.

The controlling legislation is contained in Resolutions 02-490 and 07-770.

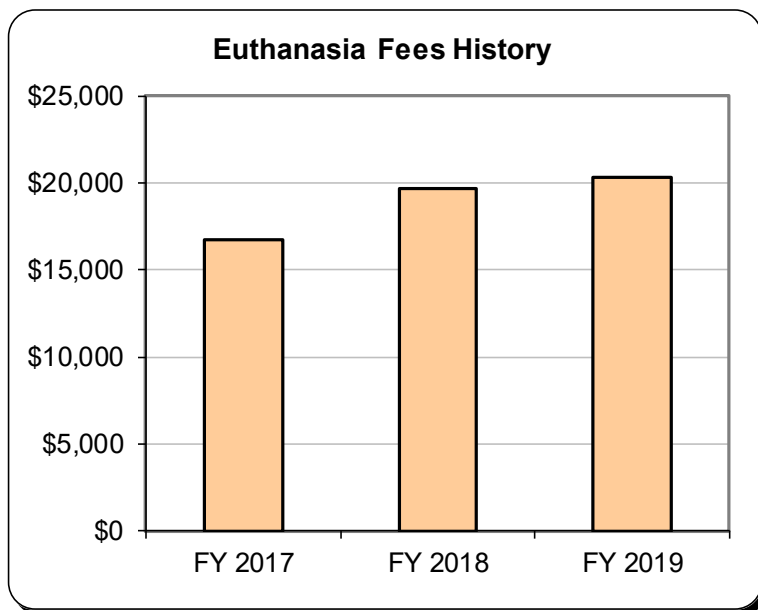
Revenue Code:

1000-43201 - General Fund

Revenue History

FY 2017	\$16,751
FY 2018	\$19,671
FY 2019	\$20,338

Figures for the most recent year are unaudited.





2020 Revenue Manual

General Fund Revenues



Extended-Stay Hotel/Motel Annual Inspection / Re-Inspection Fees

Responsible Department: Code Compliance

This fee is charged on a per-unit basis to the owners of all extended-stay hotel/motel complexes. The fee is \$86.04 per unit. An additional fee of \$150 is charged for each re-inspection necessitated by non-compliance.

The enabling legislation is included in the City Code, Uniform Housing Chapter, City Ordinances 99-141 and 07-099, and Resolution 07-770.

Revenue Codes:

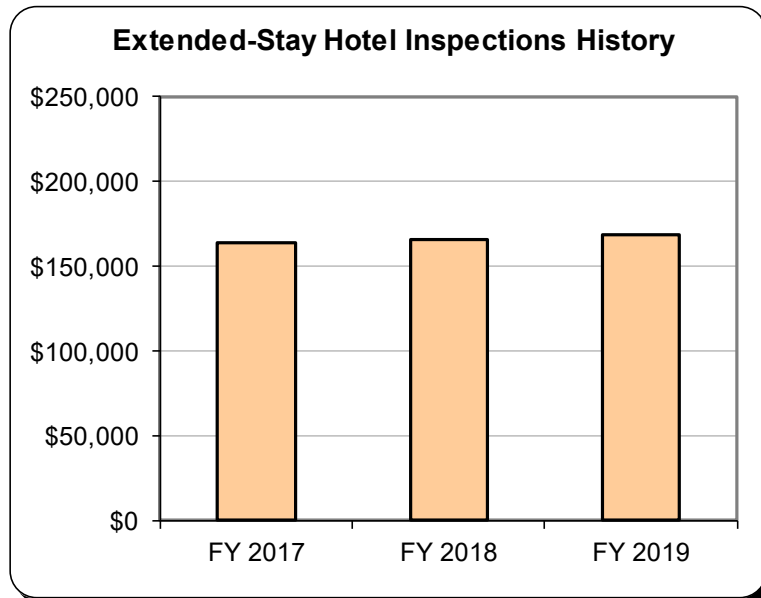
1000-41201 - General Fund (Annual Inspections)

1000-41210 - General Fund (Re-Inspections)

Revenue History

FY 2017	\$163,519
FY 2018	\$165,971
FY 2019	\$168,136

Figures for the most recent year are unaudited.





2020 Revenue Manual

General Fund Revenues

Impoundment Fees

Responsible Department: Code Compliance

These fees are charged to cover costs associated with the administration of animal impoundment activities provided by the City, and vary by type and size of animal and the specific services required. For a complete list of services and associated costs, contact the Code Compliance Department.

The enabling legislation is City Ordinance 90-86 and Resolutions 85-718, 94-323, 07-770 and 10-252.

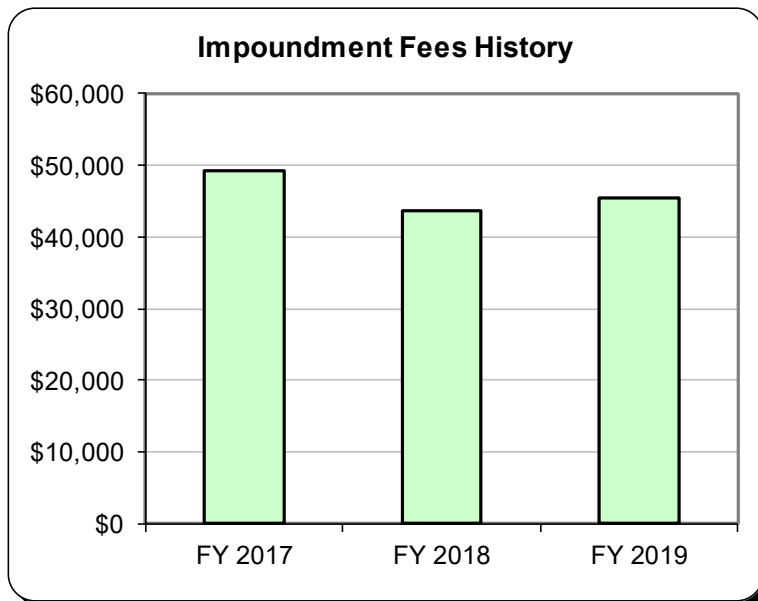
Revenue Code:

1000-41503 - General Fund

Revenue History

FY 2017	\$49,328
FY 2018	\$43,688
FY 2019	\$45,353

Figures for the most recent year are unaudited.





2020 Revenue Manual

General Fund Revenues

Multi-Family Annual Inspection / Re-Inspection Fees

Responsible Department: Code Compliance

This fee is charged on a per-unit basis to the owners of all apartment complexes. The fee is \$13.80 per unit. An additional fee of \$150 is charged for each re-inspection necessitated by non-compliance.

The enabling legislation is included in the City Code, Uniform Housing Chapter, City Ordinances 89-477 and 07-099, and Resolutions 01-181, 03-141 and 07-770.

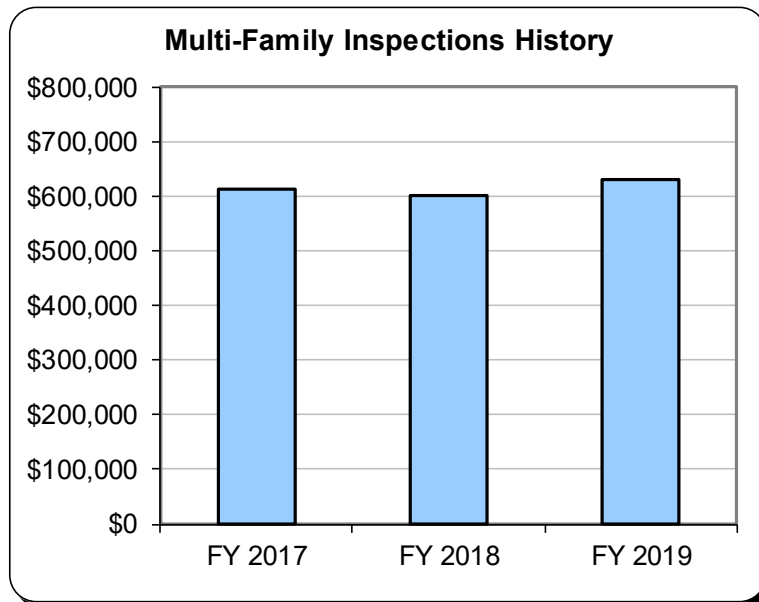
Revenue Codes:

- 1000-41200 - General Fund (Annual Inspections)
- 1000-41209 - General Fund (Re-Inspections)

Revenue History

FY 2017	\$612,962
FY 2018	\$601,621
FY 2019	\$632,536

Figures for the most recent year are unaudited.





2020 Revenue Manual

General Fund Revenues

Substandard / Dangerous Structure and Nuisance Abatement Fees

Responsible Department: Code Compliance

An administrative charge of \$375 is assessed for demolition or remediation of substandard and dangerous structures, and partially recovers the administrative costs associated with these activities. Charges to recover the actual costs for contractors to complete the demolition or remediation work are billed separately.

Nuisance abatement fees are charged to property owners to cover costs incurred by the City to correct code violations when owners do not respond to violation notices. The fee includes a \$200 administrative charge in addition to the actual cost of abatement.

The enabling legislation is included in the City Code, Uniform Housing Chapter, City Ordinance 99-043, Nuisance Chapter, City Ordinance 07-098, and Resolutions 07-770 and 10-252.

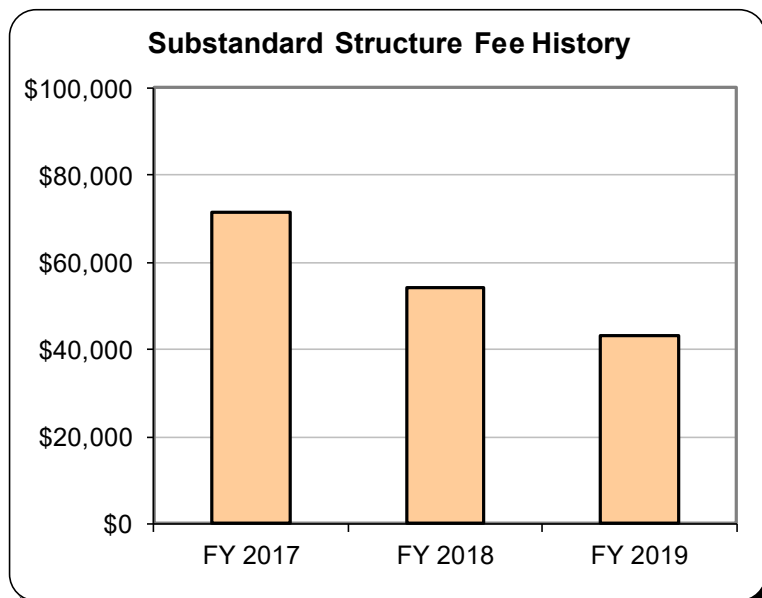
Revenue Code:

- 1000-41207 - General Fund (Substandard Structure Fee)
- 1000-41208 - General Fund (Nuisance Abatement Fee)

Revenue History

FY 2017	\$71,529
FY 2018	\$54,197
FY 2019	\$43,187

Figures for the most recent year are unaudited.





2020 Revenue Manual

General Fund Revenues

Swimming Pool Permits / Re-Inspection Fees

Responsible Department: Code Compliance

Swimming pool permit fees are collected for periodic inspections of public and semi-public swimming pools, spas, and water slides to check for compliance with applicable health and environmental safety laws. The fee schedule is as follows:

- \$200 - Seasonal Pool Permit (annual fee)
- \$350 - Year-Round Pool Permit (annual fee)
- \$300 - Application Fee
- \$75 - Reinstatement Fee charged when permit lapses due to non-payment
- \$150 - Re-inspection Fee, if re-inspection is necessitated by non-compliance

The controlling statutes are City Ordinance 85-245 and Resolutions 97-68, 03-139, 07-770, 09-273 and 10-252.

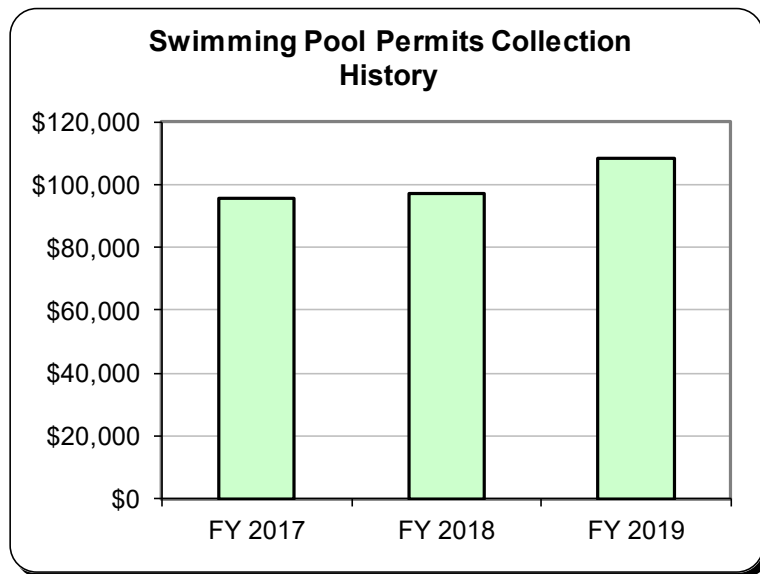
Revenue Codes:

- 1000-43004 - General Fund (Annual Permit)
- 1000-41217 - General Fund (Re-Inspections)

Revenue History

FY 2017	\$95,350
FY 2018	\$97,300
FY 2019	\$108,325

Figures for the most recent year are unaudited.





2020 Revenue Manual

General Fund Revenues

Weeds and Grass Administrative Fees

Responsible Department: Code Compliance

These fees are charged to property owners to cover the costs incurred by City staff to correct code violations, such as high weeds and grass, when owners do not respond to notices of violation. The fee includes a \$200 administrative charge in addition to the actual costs of the services provided, which vary by property size and extent of the violations.

The enabling legislation is City Ordinance 87-112 and Resolutions 01-145 and 07-770.

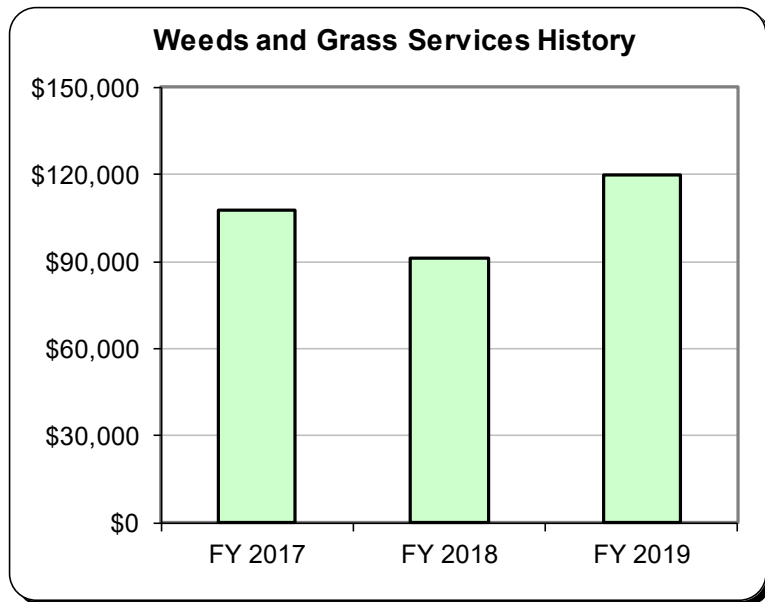
Revenue Codes:

- 1000-41205 - General Fund (Weeds and Grass)
- 1000-41211 - General Fund (Tree Trimming)

Revenue History

FY 2017	\$107,781
FY 2018	\$91,353
FY 2019	\$119,631

Figures for the most recent year are unaudited.





2020 Revenue Manual

General Fund Revenues





2020 Revenue Manual

General Fund Revenues



Planning and Development Services, Economic Development

Boathouse / Pier Licenses

Responsible Department: Planning and Development Services

Annual license fees are collected from property owners to maintain a pier or boathouse on Lake Arlington. The revenue offsets the cost of annual inspections.

The controlling statute is the City Code, Lake Chapter, Article 5, Section 5.05, and Resolution 84-082.

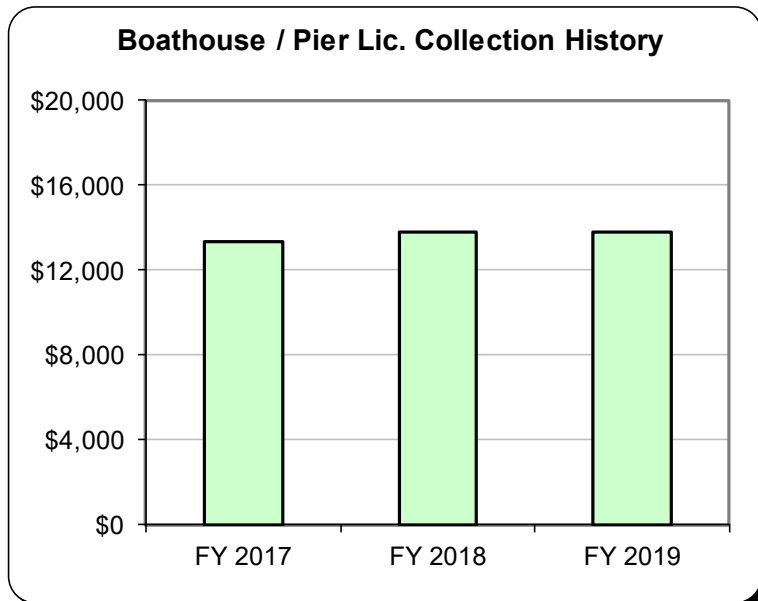
Revenue Code:

1000-43009 - General Fund

Revenue History

FY 2017	\$13,309
FY 2018	\$13,759
FY 2019	\$13,759

Figures for the most recent year are unaudited.





2020 Revenue Manual

General Fund Revenues



Building Inspection Fees

Responsible Department: Planning and Development Services

These fees are collected to offset the costs for City staff to conduct after-hours and re-inspections of construction sites to ensure compliance with applicable safety and building codes. The fees vary depending on the size and scope of the construction project. This revenue account also includes miscellaneous departmental fees associated with copies, board of appeals, and easement use agreements.

The controlling legislation is in the applicable sections of the City’s safety and construction codes, and Resolution 19-250.

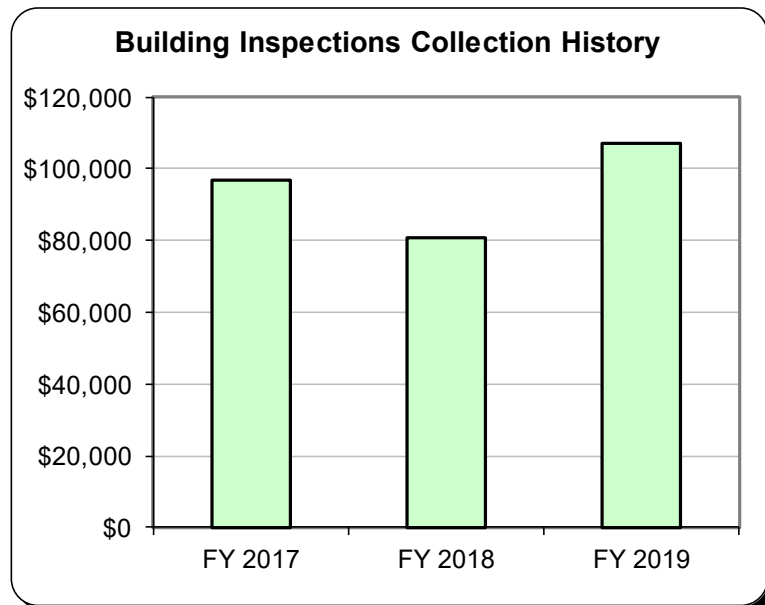
Revenue Code:

1000-41100 - General Fund

Revenue History

FY 2017	\$96,887
FY 2018	\$80,836
FY 2019	\$107,132

Figures for the most recent year are unaudited.





2020 Revenue Manual

General Fund Revenues

Building Permits

Responsible Department: Planning and Development Services

These fees are collected for building construction permits and sign permits within the City. These revenues offset the operating costs of permit issuance, reviewing building construction and sign plans, conducting field inspections, and associated administrative efforts.

The controlling statute is the City Code, Construction Chapter, Article 4, Sections 4.09 and 4.10, and Resolution 19-250.

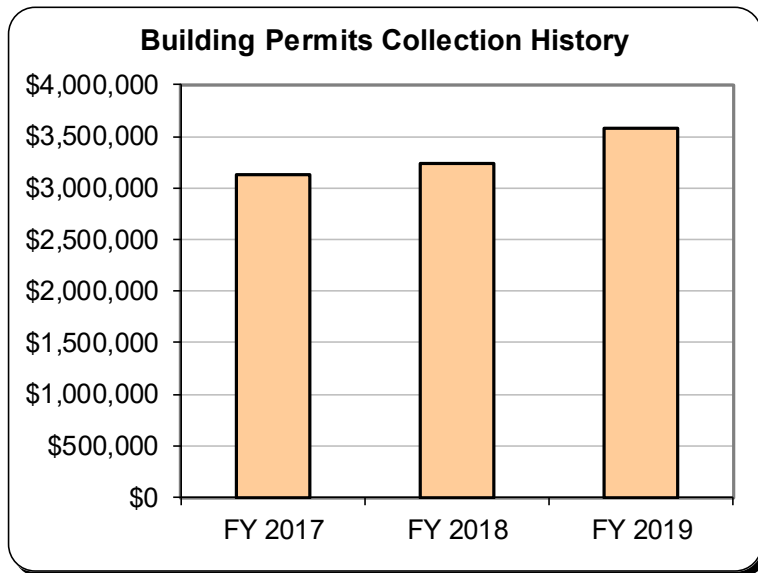
Revenue Code:

1000-43000 - General Fund

Revenue History

FY 2017	\$3,129,765
FY 2018	\$3,244,595
FY 2019	\$3,584,549

Figures for the most recent year are unaudited.





2020 Revenue Manual

General Fund Revenues



Business Registration Fees

Responsible Department: Planning and Development Services

Business registration fees are collected to offset the costs of registering companies involved in various construction trades and home-based businesses within the City of Arlington. The charges vary based on initial registration and renewals.

The controlling statutes are in various chapters of the City Code and Resolution 19-250.

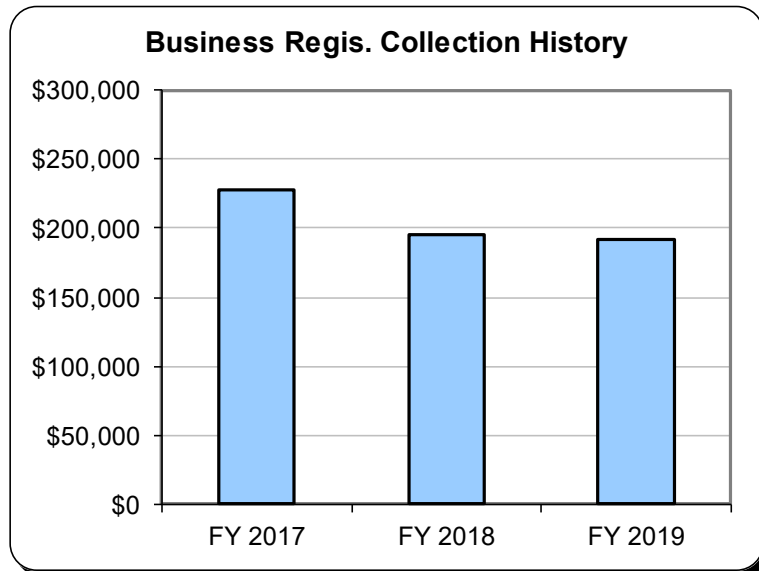
Revenue Code:

1000-43006 - General Fund

Revenue History

FY 2017	\$227,175
FY 2018	\$195,117
FY 2019	\$191,894

Figures for the most recent year are unaudited.





2020 Revenue Manual

General Fund Revenues

Certificates of Occupancy

Responsible Department: Planning and Development Services

Certificates of Occupancy are required for all buildings other than single-family residences to ensure that occupancy of structures meets minimum zoning and building standards. The fee schedule varies based on new or existing structures and changes of name or ownership.

The controlling statutes are the City Code, Construction Chapter, Article 4, Section 4.14 H, and Resolution 19-250.

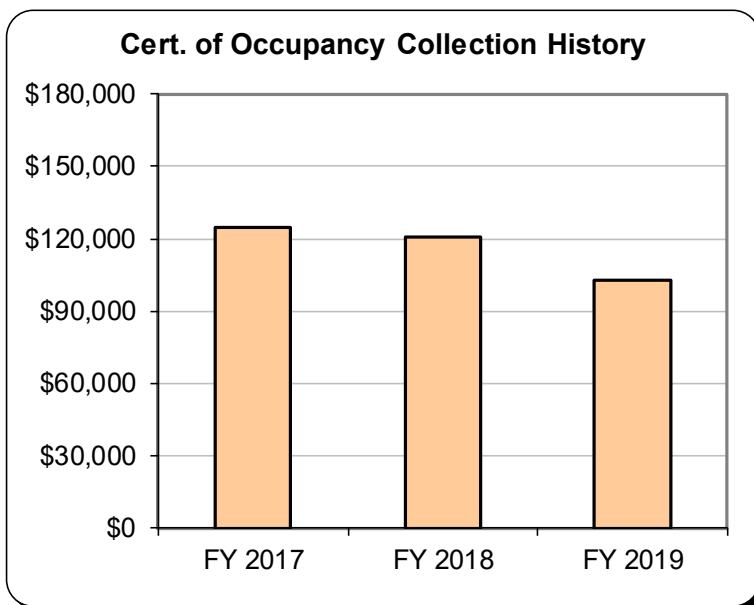
Revenue Code:

1000-43007 - General Fund

Revenue History

FY 2017	\$124,470
FY 2018	\$120,992
FY 2019	\$102,638

Figures for the most recent year are unaudited.





2020 Revenue Manual

General Fund Revenues

Child Care Licenses and Permits / Re-Inspections

Responsible Department: Planning and Development Services

These fees are charged to cover costs associated with the administration and regulatory oversight of child care centers operating within the City. For a complete list of services and associated costs, contact the Planning and Development Services Department.

The controlling legislation is found in City Ordinance 17-038 and Resolution 19-250.

Revenue Codes:

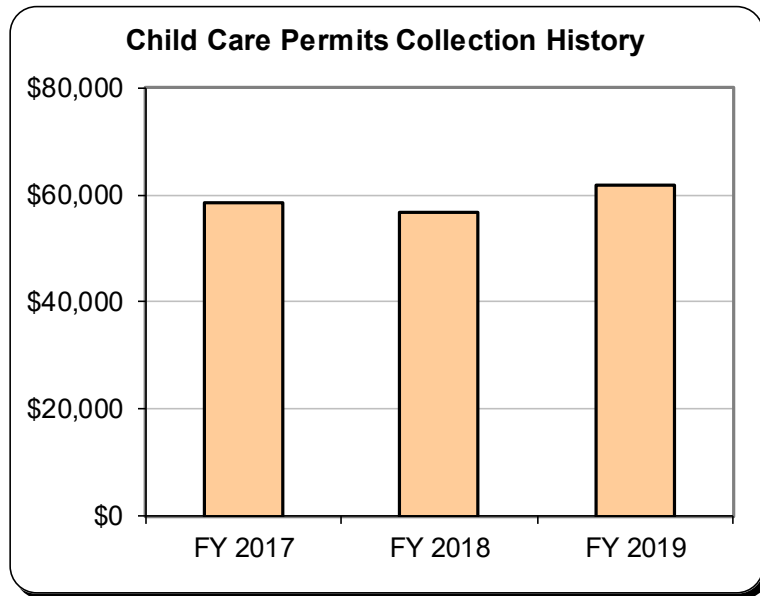
1000-43105 - General Fund (Licenses and Permits)

1000-41218 - General Fund (Re-Inspections)

Revenue History

FY 2017	\$58,615
FY 2018	\$56,850
FY 2019	\$61,905

Figures for the most recent year are unaudited.





2020 Revenue Manual

General Fund Revenues

Electrical Permits

Responsible Department: Planning and Development Services

Electrical permit fees are collected for electrical installations within the City, and are collected to offset the costs of providing electrical inspection services and associated administrative efforts.

Exemptions from these fees include installations used by electricity supply, electric railway, or communication agencies in the generation, transmission, or distribution of electricity, or for the operation of street railways, signals, or the transmission of intelligence when located within or on public thoroughfares, buildings, or premises used exclusively by an agency operating under a franchise agreement with the City.

The controlling statute is the City Code, Electrical Chapter, Article 5, Section 5.03 B, and Resolution 19-250.

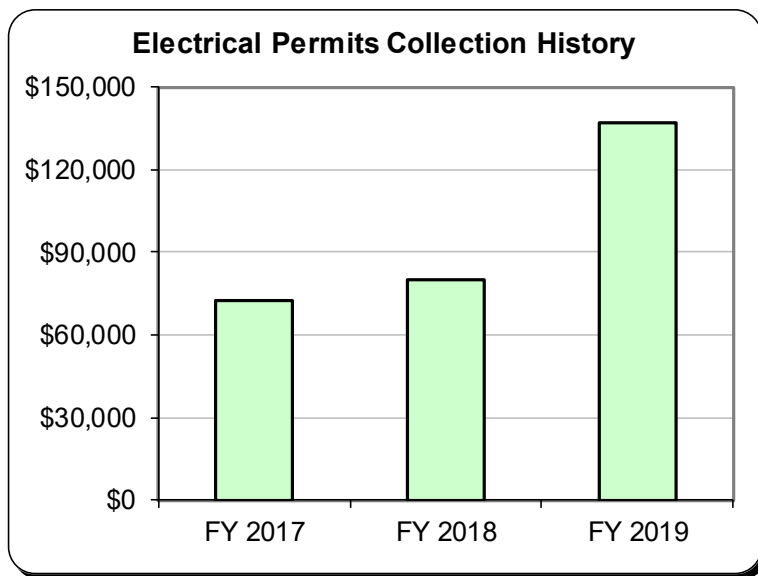
Revenue Code:

1000-43001 - General Fund

Revenue History

FY 2017	\$72,641
FY 2018	\$80,052
FY 2019	\$137,302

Figures for the most recent year are unaudited.



2020 Revenue Manual

General Fund Revenues

Food Establishment Permits / Re-Inspection Fees

Responsible Department: Planning and Development Services

These fees are charged to cover costs associated with the administration and regulatory oversight of food establishments within the City. For a complete list of services and associated costs, contact the Planning and Development Services Department.

The controlling statutes are City Ordinance 17-038 and Resolution 19-250.

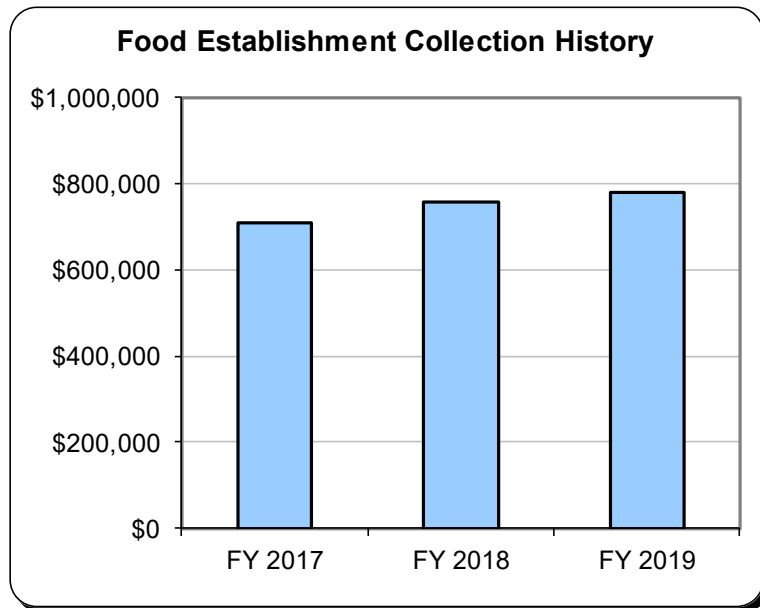
Revenue Codes:

- 1000-43101 - General Fund (Permits)
- 1000-41216 - General Fund (Re-Inspections)

Revenue History

FY 2017	\$710,125
FY 2018	\$756,134
FY 2019	\$779,499

Figures for the most recent year are unaudited.





2020 Revenue Manual

General Fund Revenues



Food Handlers Permits

Responsible Department: Planning and Development Services

These permit fees are applicable as follows:

- Food Handlers Permit - A permit to work in food service establishments after attending a food handling class (\$16 per person, valid for two years)
- Duplicate Permit - Fee charged to replace a lost original permit (\$10 per person)
- Certified Food Protection Manager Registration (\$25 per person, valid for 5 years)

The controlling statutes are City Ordinance 17-038 and Resolution 19-250. Due to recent state legislative changes, the City is no longer able to require registration or issue certifications to food handlers. A new certification curriculum is being developed by the department for submission to the state.

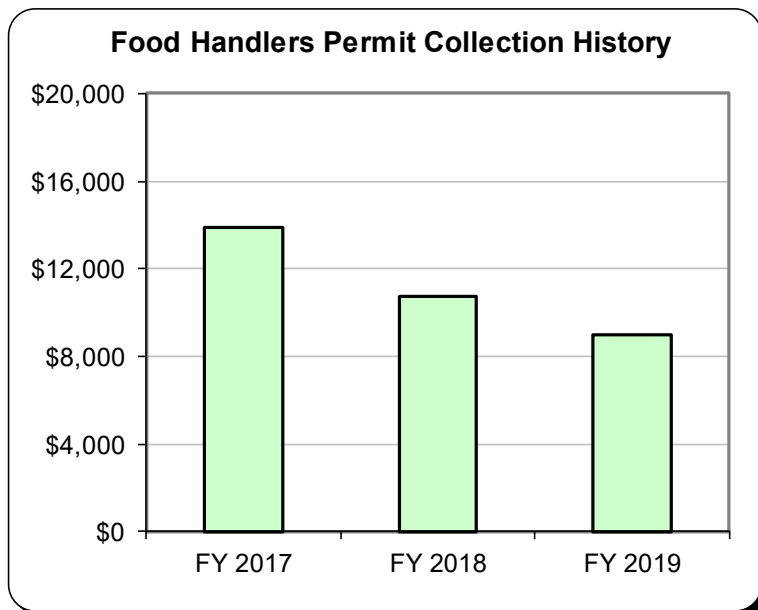
Revenue Code:

1000-43103 - General Fund

Revenue History

FY 2017	\$13,877
FY 2018	\$10,775
FY 2019	\$8,950

Figures for the most recent year are unaudited.





2020 Revenue Manual

General Fund Revenues

Food Service Application and Change-of-Ownership Fees

Responsible Department: Planning and Development Services

These fees are charged as follows:

- Application Fee (\$450 one-time fee, payable prior to opening) is for newly-constructed food establishments. It is intended to offset the cost of initial consultation, plans examination, inspection of the site during construction, and pre-opening inspections.
- Change of Ownership Fee (\$300 one-time fee, payable upon ownership change) is intended to cover the costs of consultation, plan reviews, and inspections conducted due to a change in ownership of a food establishment.

Public school cafeterias and City-owned and operated food establishments are exempt from the fees.

The enabling legislation is City Ordinance 17-038 and Resolution 19-250.

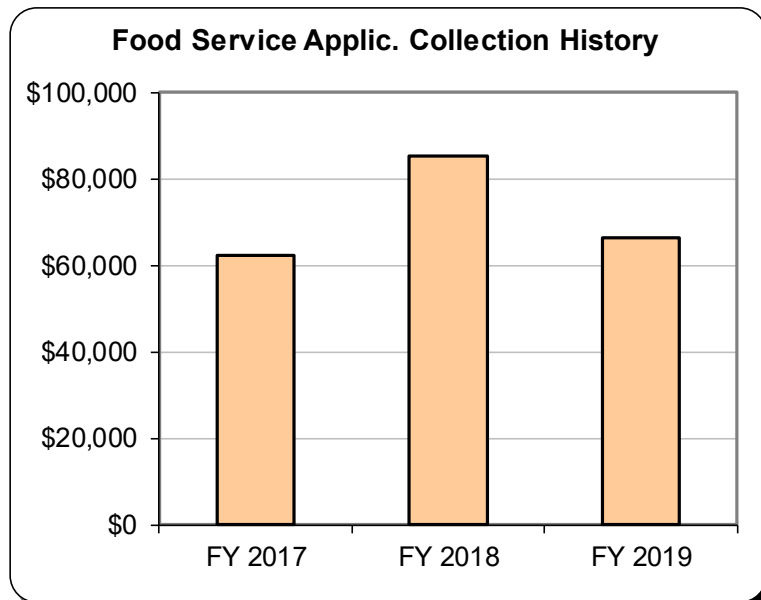
Revenue Code:

1000-41202 - General Fund

Revenue History

FY 2017	\$62,400
FY 2018	\$85,475
FY 2019	\$66,300

Figures for the most recent year are unaudited.





2020 Revenue Manual

General Fund Revenues

Gas Well Annual Re-Inspection Fees

Responsible Department: Planning and Development Services

These fees are collected for annual site inspections and administrative updates of gas drilling sites within the City. They are used to offset costs incurred by City staff related to annual inspections, regulation of drilling operations, and associated administrative costs.

The controlling legislation is the City Code, Gas Drilling and Production Chapter, Article 5, Sec. 5.07, and Resolution 19-250.

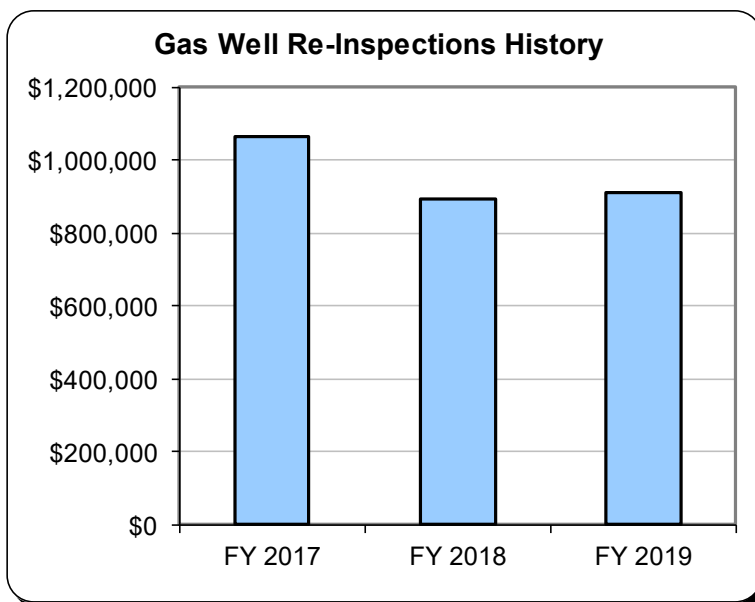
Revenue Code:

1000-43015 - General Fund

Revenue History

FY 2017	\$1,066,000
FY 2018	\$894,400
FY 2019	\$910,000

Figures for the most recent year are unaudited.





2020 Revenue Manual

General Fund Revenues



Gas Well Inspection Fees

Responsible Department: Planning and Development Services

These fees are collected for review and inspection of gas well permit applications submitted to the City. They are used to offset costs incurred by City staff related to regulating drill site operations, site plan reviews, public notifications and hearings, inspections, and associated administrative costs.

The controlling legislation is the City Code, Gas Drilling and Production Chapter, Article 5, Sec. 5.02, and Resolution 19-250.

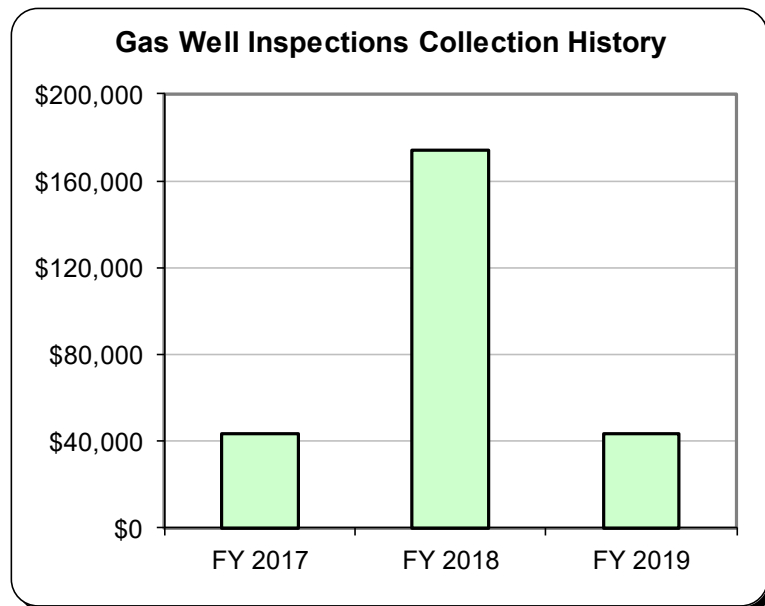
Revenue Code:

1000-43014 - General Fund

Revenue History

FY 2017	\$43,500
FY 2018	\$174,000
FY 2019	\$43,500

Figures for the most recent year are unaudited.





2020 Revenue Manual

General Fund Revenues

Gas Well Supplemental Fees

Responsible Department: Planning and Development Services

These fees are collected in addition to the standard fees associated with the operation of gas drilling sites within the City. They are used to recover staff costs for amended or extended permits, site plan review, and inspection of temporary water lines that may be requested by operators at specific well sites.

The controlling legislation is the City Code, Gas Drilling and Production Chapter, Article 5, Sec. 5.01 and 5.05, and Resolution 19-250.

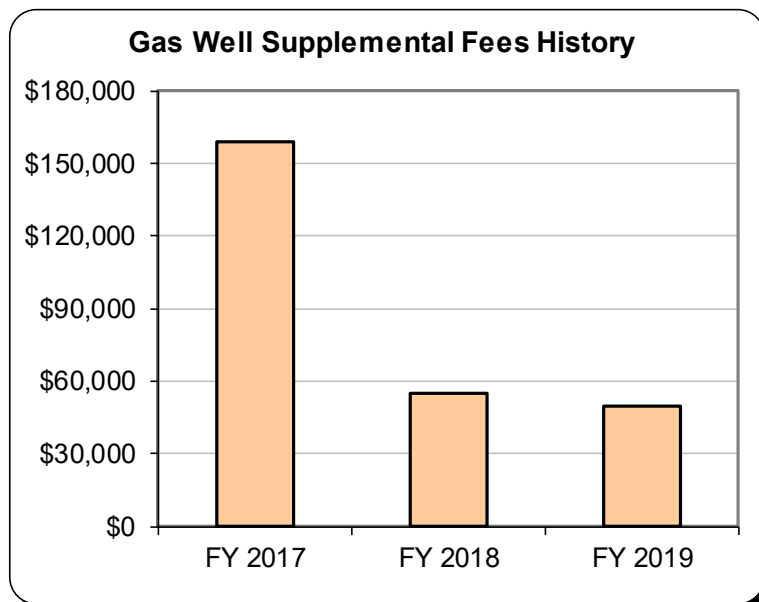
Revenue Code:

1000-43016 - General Fund

Revenue History

FY 2017	\$159,000
FY 2018	\$54,750
FY 2019	\$49,500

Figures for the most recent year are unaudited.





2020 Revenue Manual

General Fund Revenues



Irrigation Permits

Responsible Department: Planning and Development Services

Irrigation permit fees are collected for commercial and residential irrigation installations within the City, and are collected to offset the costs of providing irrigation inspection services and associated administrative efforts.

The controlling statute is the City Code, Irrigation Chapter, Article 3, Section 3.02, and Resolution 19-250.

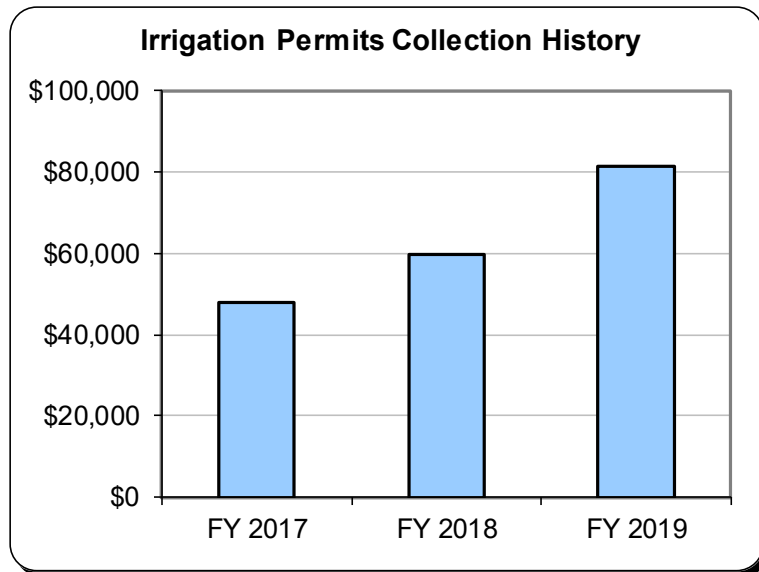
Revenue Code:

1000-43503 - General Fund

Revenue History

FY 2017	\$47,850
FY 2018	\$59,795
FY 2019	\$81,300

Figures for the most recent year are unaudited.





2020 Revenue Manual

General Fund Revenues

Landscape Review Fees

Responsible Department: Planning and Development Services

Landscape review fees are collected for new building construction at the site planning stage. The fees vary depending on the size and scope of the construction project.

The controlling legislation is the City Code, Article 14, and Resolution 19-250.

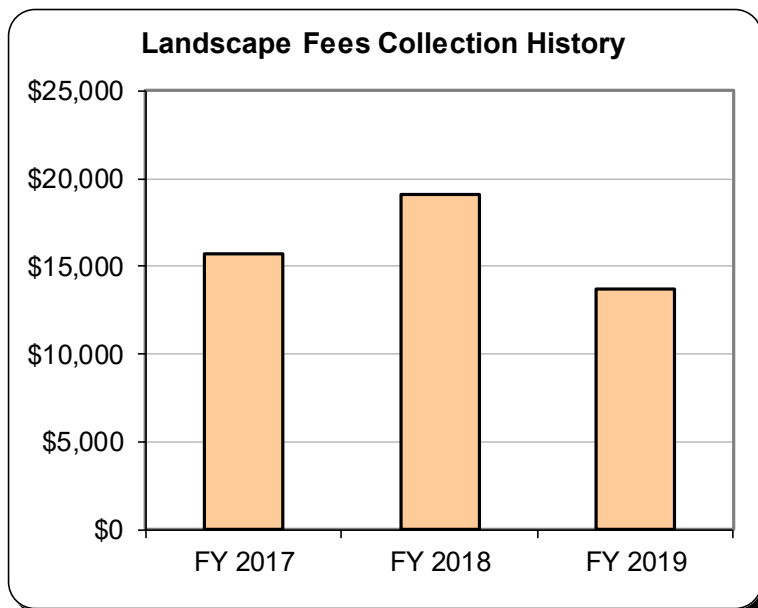
Revenue Code:

1000-41803 - General Fund

Revenue History

FY 2017	\$15,700
FY 2018	\$19,140
FY 2019	\$13,680

Figures for the most recent year are unaudited.





2020 Revenue Manual

General Fund Revenues



Mechanical Permits

Responsible Department: Planning and Development Services

Mechanical permit fees are collected for mechanical installations (heating, ventilation, and air conditioning) within the City, and are collected to offset the costs of providing mechanical inspection services and associated administrative efforts.

The controlling statute is the City Code, Mechanical Chapter, Article 1, Section 1.04 B (7), and Resolution 19-250.

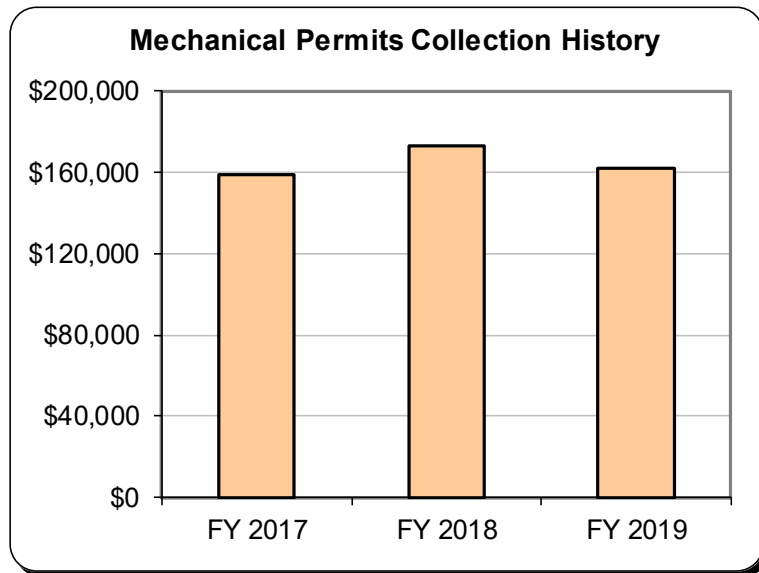
Revenue Code:

1000-43003 - General Fund

Revenue History

FY 2017	\$158,578
FY 2018	\$172,848
FY 2019	\$162,422

Figures for the most recent year are unaudited.





2020 Revenue Manual

General Fund Revenues

Plan Review Fees

Responsible Department: Planning and Development Services

These fees are collected to offset the administrative costs for City staff to review and provide input on signage, residential, and commercial development plans submitted by contractors. The fees vary depending on the size and scope of the development project or sign.

The controlling legislation is Resolution 19-250.

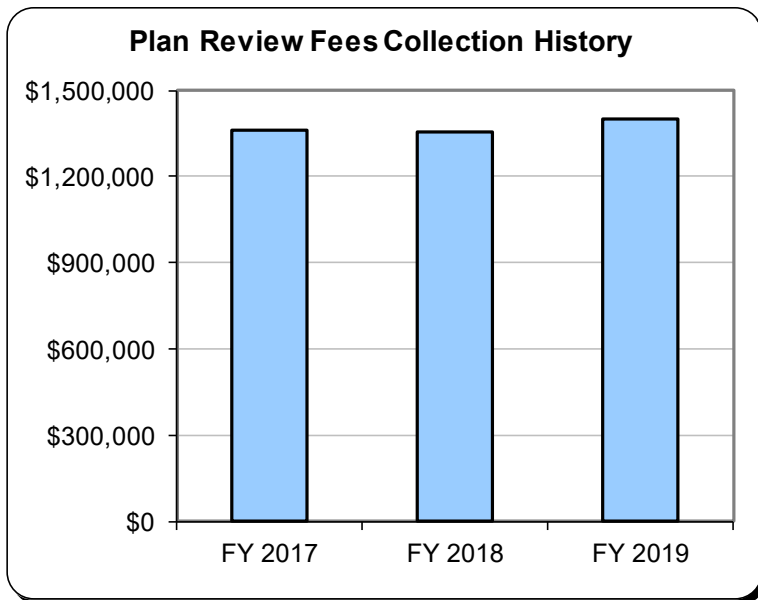
Revenue Code:

1000-43011 - General Fund

Revenue History

FY 2017	\$1,360,696
FY 2018	\$1,352,893
FY 2019	\$1,400,992

Figures for the most recent year are unaudited.





2020 Revenue Manual

General Fund Revenues

Plat Review and Inspection Fees

Responsible Department: Planning and Development Services, Public Works and Transportation

These fees are charged for platting services and public improvement reviews performed by Planning and Development Services staff, and for related inspections conducted by Public Works and Transportation staff.

Platting is required for divisions of property or creating a new building site. Plat fees are collected to recover costs associated with staff reviews for compliance with minimum lot size, street access, utility provisions, drainage and flood protection. The fees vary by type of plat and lot size.

The public improvement fee recovers the cost of services provided to developers by the City to ensure minimum design and construction standards for public improvements. The amount of the fee equals 4 percent of the construction contract amount for public paving and drainage improvements such as streets, storm sewers, concrete channel lining, etc.

The controlling legislation is the City Code, Streets Chapter, Section 8.02, and Resolution 01-172; and the City Code, Subdivision Regulation Chapter, and Resolution 19-250.

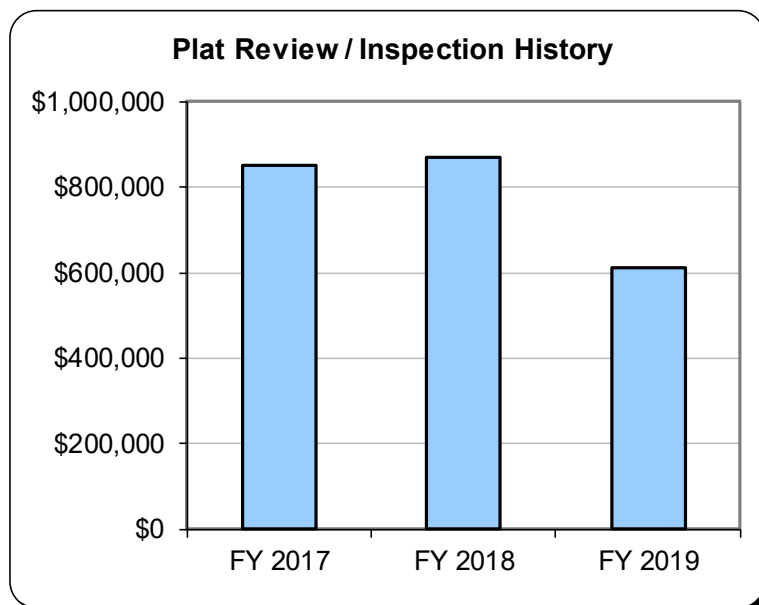
Revenue Code:

1000-41103 - General Fund

Revenue History

FY 2017	\$851,400
FY 2018	\$869,978
FY 2019	\$609,639

Figures for the most recent year are unaudited.





2020 Revenue Manual

General Fund Revenues

Plumbing Permits

Responsible Department: Planning and Development Services

Plumbing permit fees are collected for plumbing installations within the City, and are collected to offset the costs of providing plumbing inspection services and associated administrative efforts.

Exemptions from these fees include work done by City employees or other companies furnishing water in the laying of water mains and services, or City sewer mains and services, or to the installation of gas distributing mains and services in the streets and alleys by employees of the gas distributing company, or any work performed by such gas distributing company on any piping or connection up to and including the outlet connections of the service meter.

The controlling statute is the City Code, Plumbing Chapter, Article 1, Section 1.05 C (7), and Resolution 19-250.

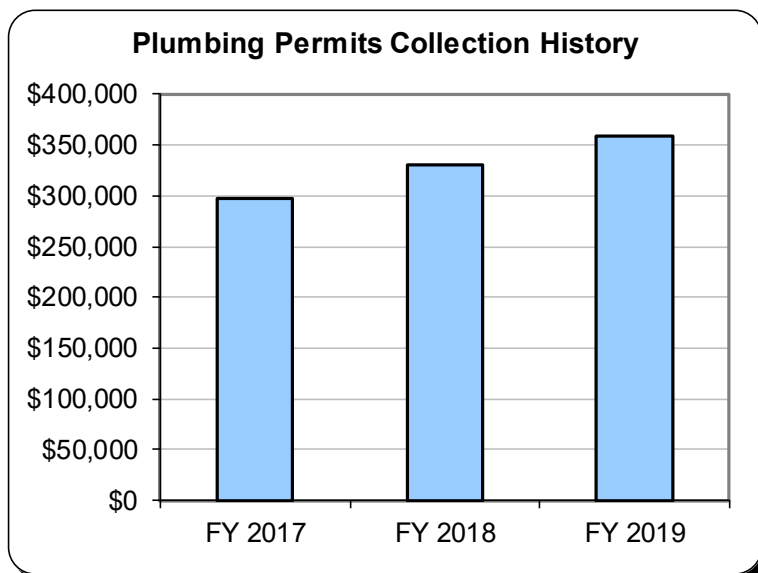
Revenue Code:

1000-43002 - General Fund

Revenue History

FY 2017	\$297,988
FY 2018	\$330,635
FY 2019	\$358,765

Figures for the most recent year are unaudited.





2020 Revenue Manual

General Fund Revenues

Real Estate Transfers

Responsible Department: Economic Development, Planning and Development Services

These revenues are transfers from various bond funds to reimburse the General Fund for real estate expenses incurred by Economic Development and Planning and Development Services staff that are directly related to capital improvement projects, and gas well and seismic test licensing.

The enabling legislation is the adopted annual budget.

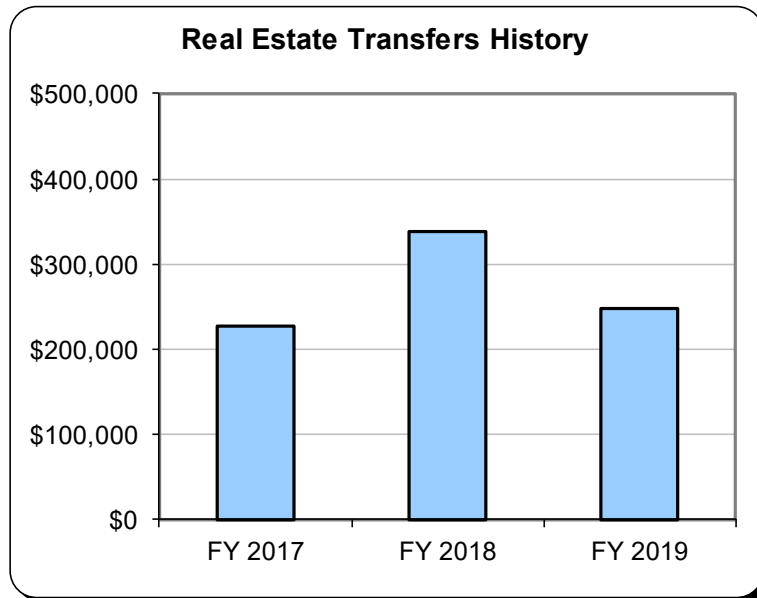
Revenue Code:

1000-41606 - General Fund

Revenue History

FY 2017	\$227,720
FY 2018	\$339,015
FY 2019	\$247,483

Figures for the most recent year are unaudited.





2020 Revenue Manual

General Fund Revenues

Rezoning Fees

Responsible Department: Planning and Development Services

Zoning establishes the types of land use permitted on a specific tract of land. Zoning regulates size, intensity, height of development, signage, screening and parking related to development.

Rezoning fees are charged to recover most of the costs incurred by the City in connection with application reviews, public hearings and notifications, reproduction, publishing and mailing various documents associated with the zoning and annexation process. The fees vary by size and type of project, and are outlined in the enabling resolution.

The controlling legislation is the City Code, Zoning Chapter, and Resolution 19-250.

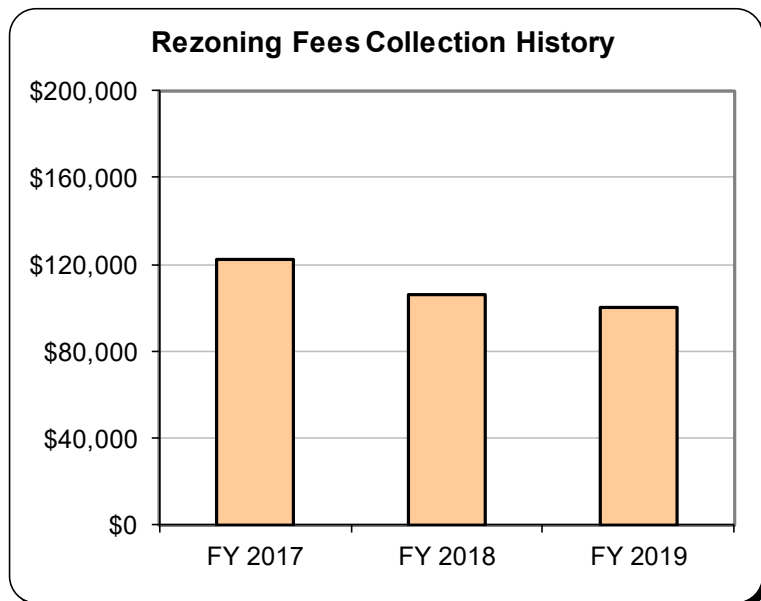
Revenue Code:

1000-41104 - General Fund

Revenue History

FY 2017	\$122,673
FY 2018	\$105,980
FY 2019	\$99,898

Figures for the most recent year are unaudited.





2020 Revenue Manual

General Fund Revenues





2020 Revenue Manual

General Fund Revenues



Fire Department

Fire Code Compliance Annual Inspection Fees

Responsible Department: Fire

All commercial occupancies must pay an Annual Fire Code Compliance Inspection fee beginning one year after obtaining a Certificate of Occupancy. The fee is based on square footage of the occupancy, and ranges from a minimum of \$40 for less than 5,000 square feet, up to \$140 plus \$20 for each additional 50,000 square feet over 100,000 square feet.

The controlling legislation is found in City Ordinance 08-086, and Resolutions 08-370 and 10-255.

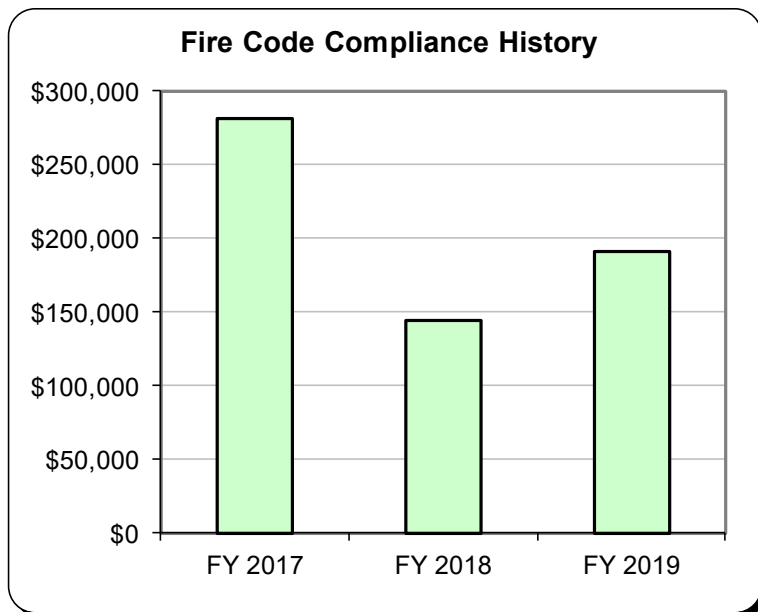
Revenue Code:

1000-43303 - General Fund

Revenue History

FY 2017	\$281,855
FY 2018	\$144,970
FY 2019	\$190,835

Figures for the most recent year are unaudited.





2020 Revenue Manual

General Fund Revenues

Fire Code Initial Inspection Fees

Responsible Department: Fire

Prior to opening for business, all commercial occupancies must pay a fire code inspection fee at the time a Certificate of Occupancy application is submitted to the Building Inspections Division. The fee is \$50 per commercial entity.

The enabling legislation is City Ordinances 92-31 and 12-021, and Resolutions 01-144 and 08-370.

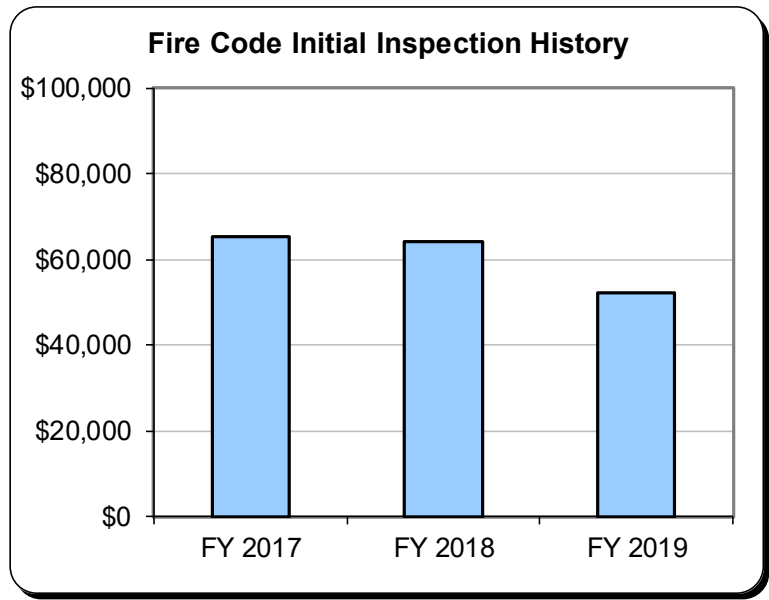
Revenue Code:

1000-41550 - General Fund

Revenue History

FY 2017	\$65,450
FY 2018	\$64,150
FY 2019	\$52,175

Figures for the most recent year are unaudited.





2020 Revenue Manual

General Fund Revenues



Fire Code Permit Fees

Responsible Department: Fire

Businesses with certain hazardous processes and contractors installing fire and life safety systems must obtain a permit prior to initiating the process or beginning the installation of fire alarm and extinguishing systems. The starting fees range from \$75 - \$1,000, depending on the size of the facility and nature of the potential hazard.

The controlling legislation is found in City Ordinances 92-31, 98-140, 08-086, and 12-021, and Resolutions 08-370 and 10-255.

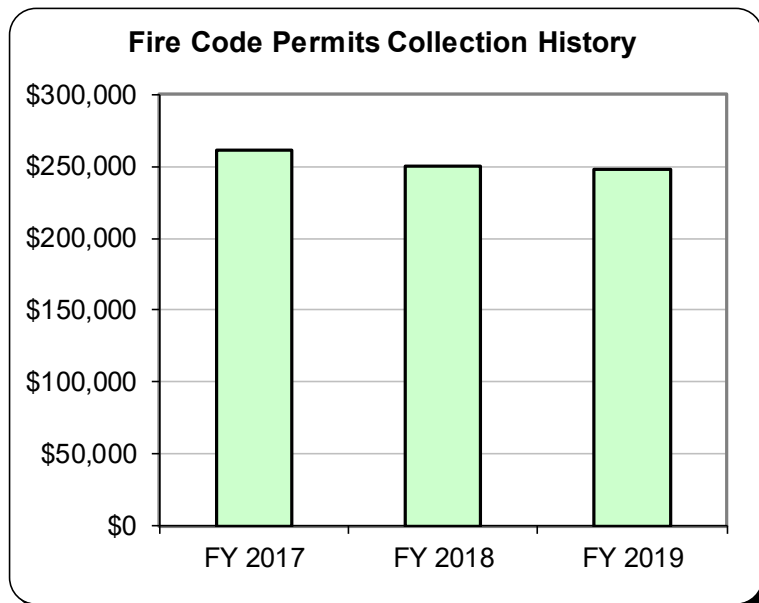
Revenue Code:

1000-43300 - General Fund

Revenue History

FY 2017	\$261,235
FY 2018	\$250,252
FY 2019	\$248,183

Figures for the most recent year are unaudited.





2020 Revenue Manual

General Fund Revenues

Fire After-Hours and Re-Inspection Fees

Responsible Department: Fire

This fee is collected for fire code inspection of a building or structure, and/or for fire-watch standbys, that are conducted after the normal workday schedule at the request of the customer. This type of inspection typically occurs on new construction projects or other non-emergency call-in requests. The fee varies but is \$200 minimum per inspection.

The controlling legislation is found in City Ordinances 92-31, 98-140, and 12-021.

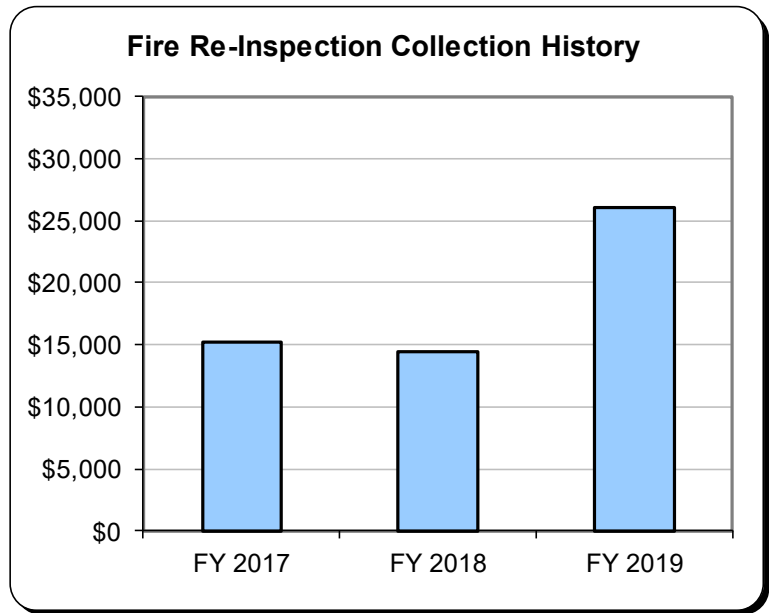
Revenue Code:

1000-43301 - General Fund

Revenue History

FY 2017	\$15,203
FY 2018	\$14,444
FY 2019	\$26,079

Figures for the most recent year are unaudited.





2020 Revenue Manual

General Fund Revenues

Firefighter Applicant Fees

Responsible Department: Fire

To offset the costs of mass testing for entry-level recruits, applicants for firefighter positions pay a \$50 application fee. Waivers based on need may be granted upon request. This revenue source was terminated in May 2017 when voters approved the adoption of civil service for the Fire Department.

The controlling legislation is found in City Ordinance 10-068 and Resolution 10-255.

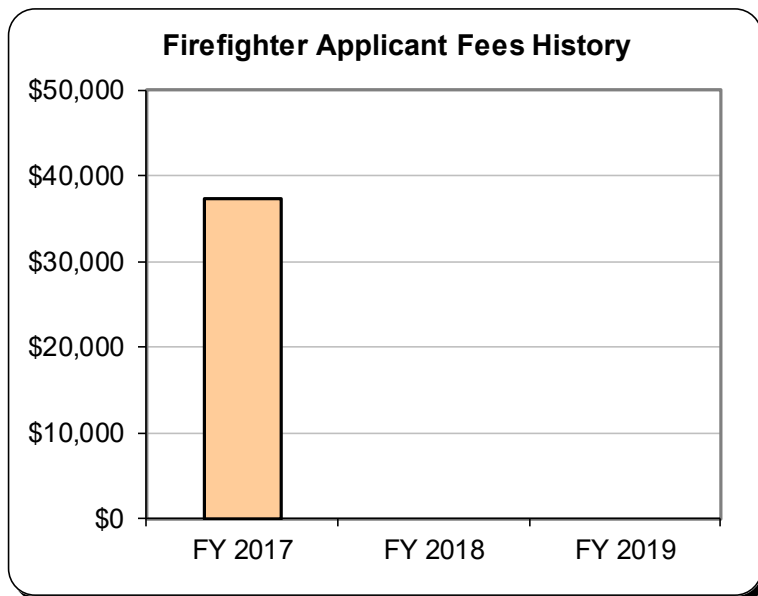
Revenue Code:

1000-41553 - General Fund

Revenue History

FY 2017	\$37,425
FY 2018	\$0
FY 2019	\$0

Figures for the most recent year are unaudited.





2020 Revenue Manual

General Fund Revenues



Fire Operational Permits

Responsible Department: Fire

Operational permits allow an entity to operate aspects of a facility that present unique fire and life safety risks beyond those of general office and commercial space. Examples include industrial painting, storage of hazardous materials, and assemblies of large groups of people. All permits described in Section 105.6 of the International Fire Code, 2009 Edition, as adopted and published by the International Code Council, relative to operational permits are included in this revenue.

The controlling legislation is found in City Ordinance 10-068 and Resolution 10-255.

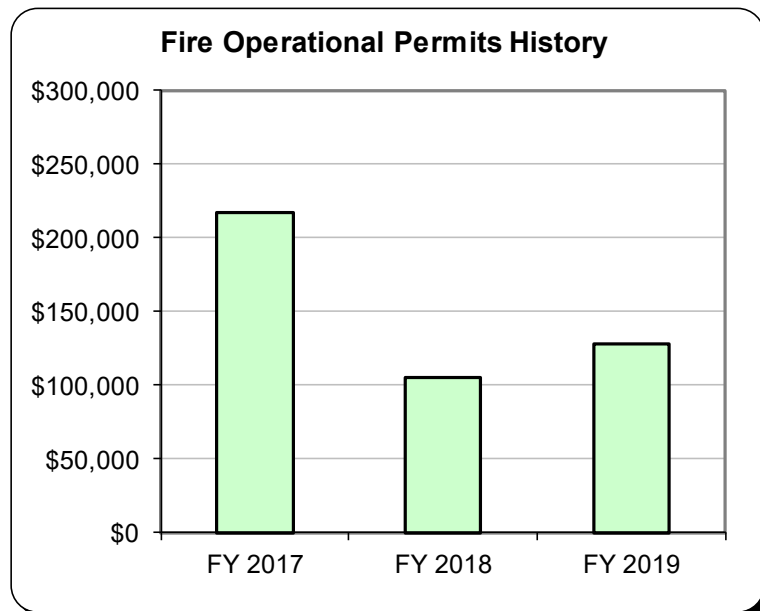
Revenue Code:

1000-43304 - General Fund

Revenue History

FY 2017	\$216,775
FY 2018	\$105,300
FY 2019	\$128,100

Figures for the most recent year are unaudited.





2020 Revenue Manual

General Fund Revenues



Library Services

Library Fines

Responsible Department: Library Services

These fines are assessed for failure to return library materials after the loan period has expired. Library fines include late fees, payments for lost or damaged materials, and the associated processing fees. The fines vary by type of material and the length of time they are in overdue status.

The enabling legislation is contained in Resolutions 81-227, 87-105, 92-340, 01-147, 01-714, 12-059, 13-067, and 16-252.

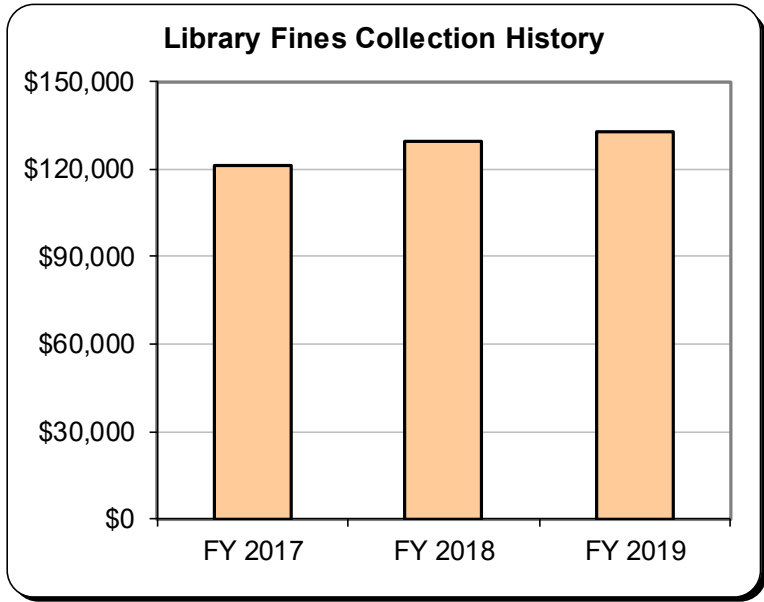
Revenue Code:

1000-960201-44101 - General Fund

Revenue History

FY 2017	\$121,025
FY 2018	\$129,363
FY 2019	\$132,781

Figures for the most recent year are unaudited.





2020 Revenue Manual

General Fund Revenues



Library Cards for Non-Residents

Responsible Department: Library Services

These annual fees were re-introduced for FY 2012 after recent changes in state law which allow libraries to recover costs associated with providing services to non-residents. The fees are as follows:

- Non-resident card, equivalent to limits for residents - \$50
- Non-resident card, limited to online resources only - \$25
- Non-resident card, computer use only - \$25
- Non-resident card, family - \$75
- Non-resident guest pass for one session on public personal computers - \$1

The enabling legislation is contained in Resolution 11-347.

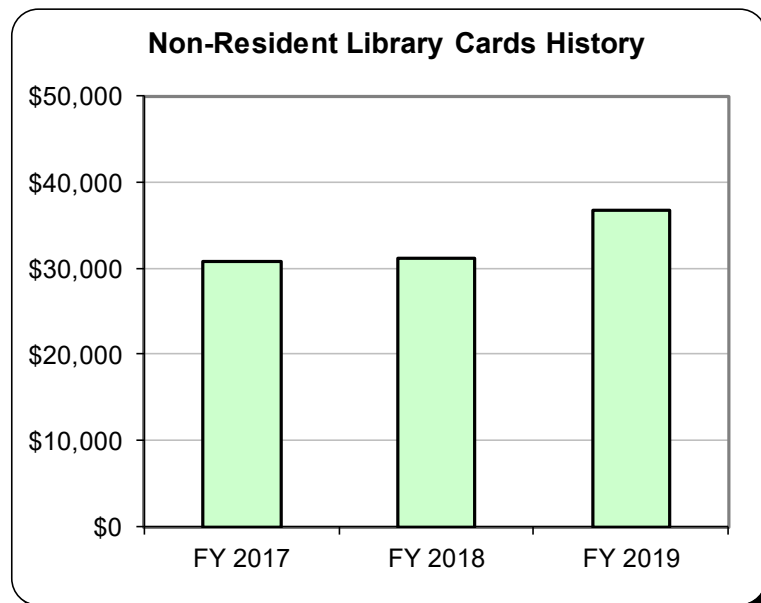
Revenue Code:

1000-960201-41804 - General Fund

Revenue History

FY 2017	\$30,760
FY 2018	\$31,061
FY 2019	\$36,778

Figures for the most recent year are unaudited.





2020 Revenue Manual

General Fund Revenues



Municipal Court

Criminal Justice Tax Administration Fee

Responsible Department: Municipal Court

Effective January 1, 2020, the City receives 10% of state-mandated court costs for collection on the following items: Civil Justice Fee, Compensation to Victims of Crime, Fugitive Apprehension, Consolidated Court Costs, State Juror Fee, Traffic Fee, and Indigent Defense Representation. Effective September 1, 2019, the City receives 4% of state-mandated court costs for collection of a State Traffic Fine of \$50 on each conviction. Effective January 1, 2020, the City receives 10% of a state-mandated consolidated court cost of \$62 for each conviction.

For cases filed on or before December 31, 2003, court cost assessments varied depending on the offense and maximum fine, except for parking and pedestrian offenses. For cases filed on or after January 1, 2020, the state-mandated court cost for all Class C cases is \$62 regardless of maximum possible fine, except for parking and pedestrian offenses.

The controlling statutes are City Ordinance 19-064, State Transportation Code 542.4031, and Local Government Code 133.058.

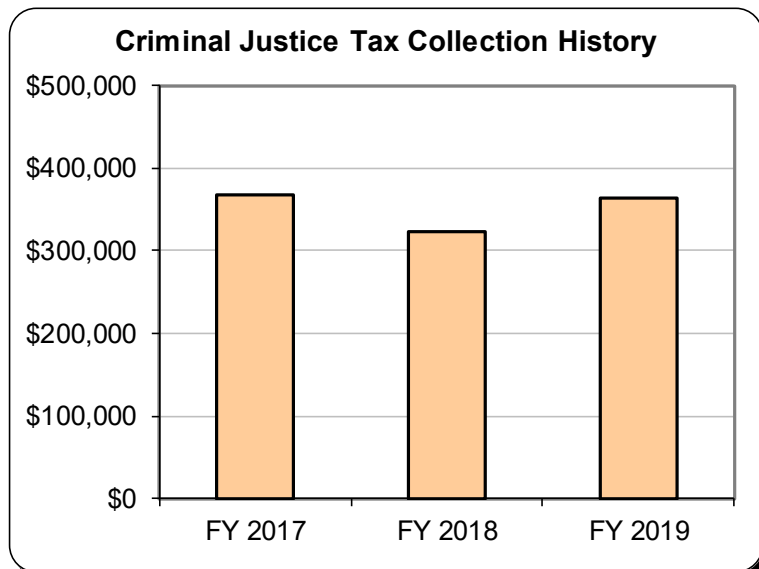
Revenue Code:

1000-44000 - General Fund

Revenue History

FY 2017	\$367,120
FY 2018	\$323,520
FY 2019	\$364,876

Figures for the most recent year are unaudited.





2020 Revenue Manual

General Fund Revenues



Municipal Court Fines

Responsible Department: Municipal Court

The City’s Municipal Court receives revenues from citations issued for violations (up to and including the Class C misdemeanor level) of the City’s codes and ordinances, the state’s Uniform Traffic Code, and other provisions of state law. The fine amounts vary according to the specifications contained in the applicable legislation.

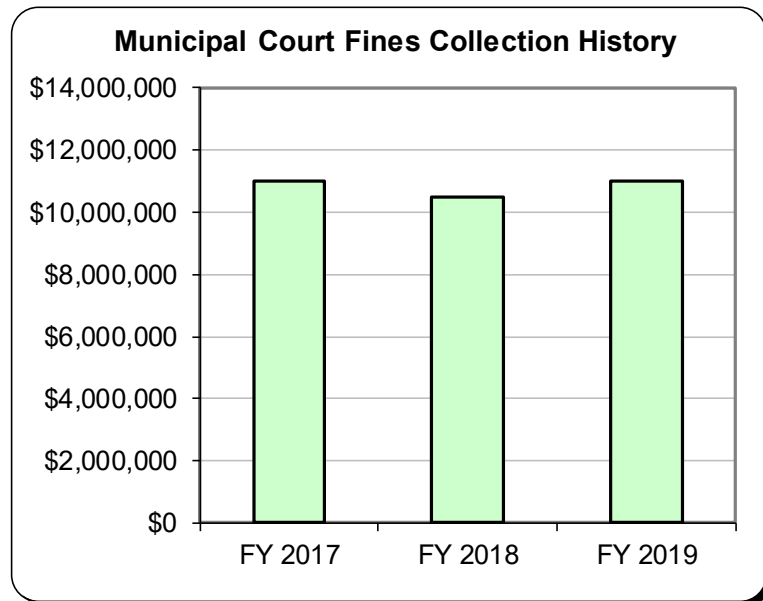
Revenue Codes:

- 1000-44001 - General Fund (Court Fines)
- 1000-44002 - General Fund (Child Safety Fees)
- 1000-44003 - General Fund (Uniform Traffic Fines)
- 1000-44007 - General Fund (Time Payment Fees)
- 1000-44008 - General Fund (Issue and Arrest Fees)

Revenue History

FY 2017	\$11,027,503
FY 2018	\$10,468,228
FY 2019	\$11,019,898

Figures for the most recent year are unaudited.





2020 Revenue Manual

General Fund Revenues



Parks & Recreation

Cell Phone Tower Leases

Responsible Department: Parks and Recreation, Economic Development

The City leases space on its communication towers and other suitable City-owned structures to cellular communications providers for signal repeaters and amplifiers to be placed on the towers. The lease payments vary according to the provisions of the specific lease agreement.

The enabling documentation is contained in the various lease agreement between the City and the cellular providers.

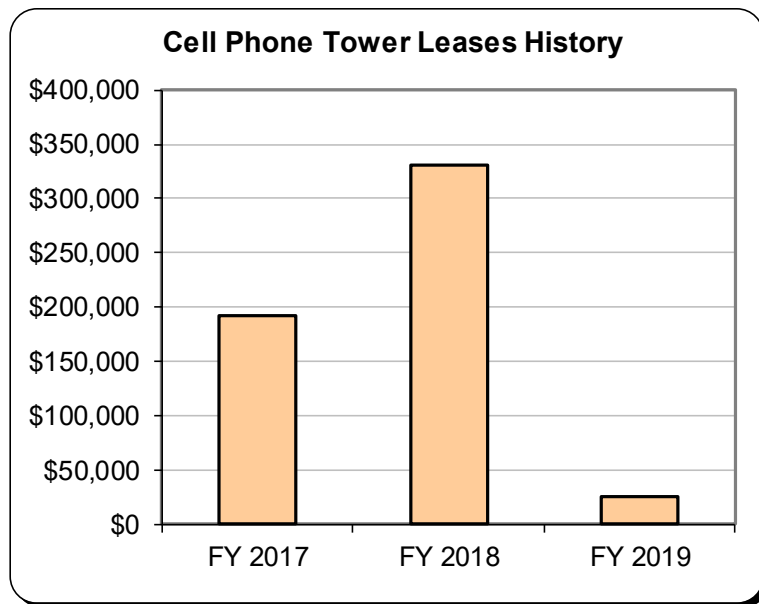
Revenue Code:

1000-45502 - General Fund

Revenue History

FY 2017	\$192,927
FY 2018	\$331,489
FY 2019	\$26,502

Figures for the most recent year are unaudited.





2020 Revenue Manual

General Fund Revenues

Park Bond Fund Reimbursements

Responsible Department: Parks and Recreation, Finance

These annual transfers from Park Bond Funds reimburse expenses incurred by the staff of Parks’ Planning and Capital Improvements Division in the General Fund, and reimburse only those expenditures that are directly related to bond-funded capital improvements.

The enabling legislation is the adopted annual budget.

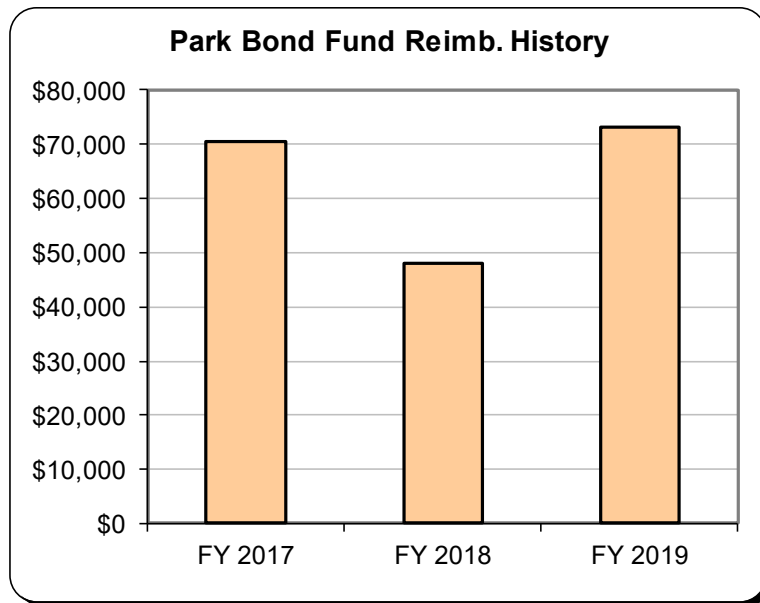
Revenue Code:

1000-41037 - General Fund

Revenue History

FY 2017	\$70,600
FY 2018	\$48,002
FY 2019	\$73,243

Figures for the most recent year are unaudited.





2020 Revenue Manual

General Fund Revenues

Police Department

Police Administrative Services and Towing

Responsible Department: Police

These fees are charged for various types of services offered by the Arlington Police Department, including:

- Good Conduct Letter (\$5)
- Local Criminal History Background Check (\$5)
- Copy of Police Report (\$0.10 per page)
- Fingerprint Processing (\$10 per card)
- Door-to-Door Selling License (\$10, intra-state only; an additional \$11 if fingerprint card is needed)
- Accident Report (\$6); Certified Copy (\$8)
- Non-Consent Towing Permit, Business License - \$200
- Non-Consent Towing Permit, per Wrecker Truck - \$20
- Non-Consent Towing Permit, per Driver - \$15
- Non-Consent Towing Permit, Late Fee - \$25 (plus applicable pro-rated fees)

The enabling legislation is City Ordinance 80-221.

Revenue Codes:

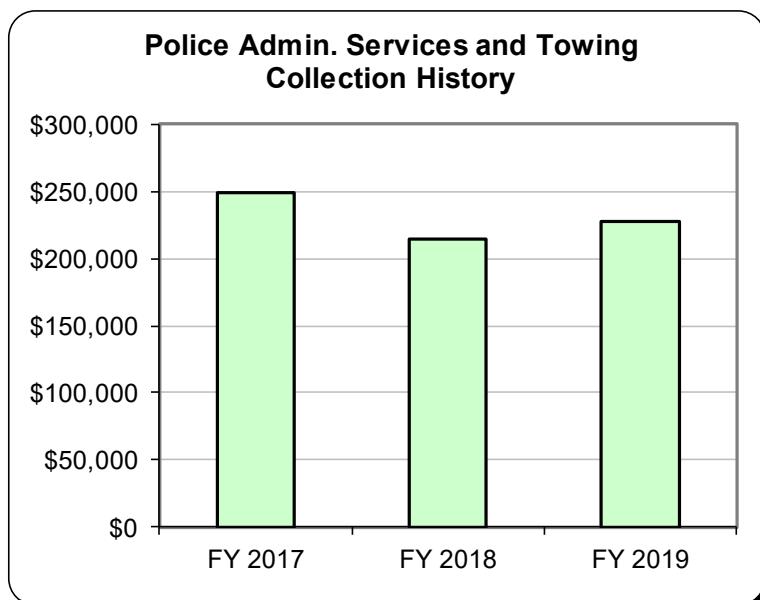
1000-41500 - Police Administrative Services

1000-41505 - Police Towing

Revenue History

FY 2017	\$248,526
FY 2018	\$214,999
FY 2019	\$227,448

Figures for the most recent year are unaudited.





2020 Revenue Manual

General Fund Revenues



AISD - SRO Program

Responsible Department: Police, Finance

This payment from AISD is pursuant to an annual contract between the City and the school district, whereby the City provides police officers (School Resource Officers, or SROs) for AISD schools. It is paid in ten monthly installments throughout the school year.

The enabling documents are the annual contract between the City and AISD, and the adopted annual budget.

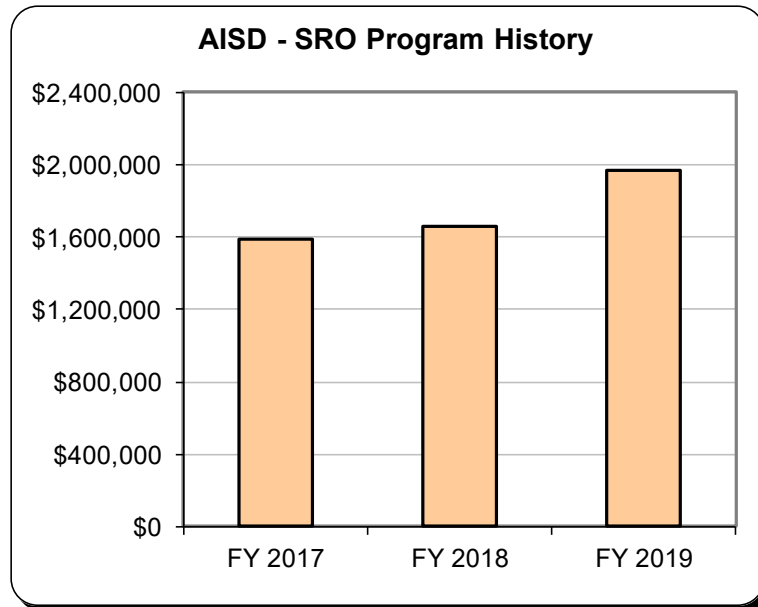
Revenue Code:

1000-45105 - General Fund

Revenue History

FY 2017	\$1,584,690
FY 2018	\$1,658,866
FY 2019	\$1,968,565

Figures for the most recent year are unaudited.





2020 Revenue Manual

General Fund Revenues

Burglar Alarm Permits and Fees

Responsible Department: Police

Businesses and residential sites operating an alarm system must obtain a permit for the system. Under the conditions of the enabling ordinance, these sites must also pay a fee for each false alarm call after being granted three (3) free false alarm responses within any one-year period. The annual permit fee is \$50. Operating an alarm system without a permit is subject to a citation of up to \$500. False alarm fees are \$50 per call for the fourth and fifth false alarm, \$75 per call for the sixth and seventh, and \$100 per call for the eighth or more, within the one-year period.

Persons age 65+ or veterans with a 100% disability rating are exempt from the \$50 permit fee, but are still required to obtain the permit, and are also subject to the false alarm fees.

The controlling legislation is found in City Ordinance 05-104.

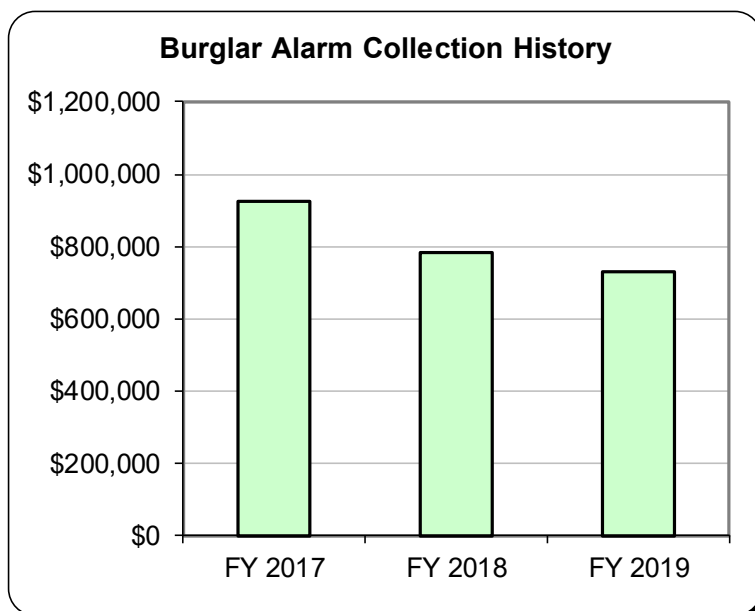
Revenue Code:

1000-43302 - General Fund

Revenue History

FY 2017	\$923,887
FY 2018	\$785,061
FY 2019	\$729,391

Figures for the most recent year are unaudited.





2020 Revenue Manual

General Fund Revenues





2020 Revenue Manual

General Fund Revenues



Public Works & Transportation, Asset Management

Abandonment Fees

Responsible Department: Public Works and Transportation

This fee reimburses the City for the time and resources expended by City staff for processing an easement, alley or street right-of-way abandonment request. The fee is \$400 per request if processed by separate instrument, and \$300 per request if processed by plat.

The controlling legislation is found in City Ordinances 14-025 and 14-241.

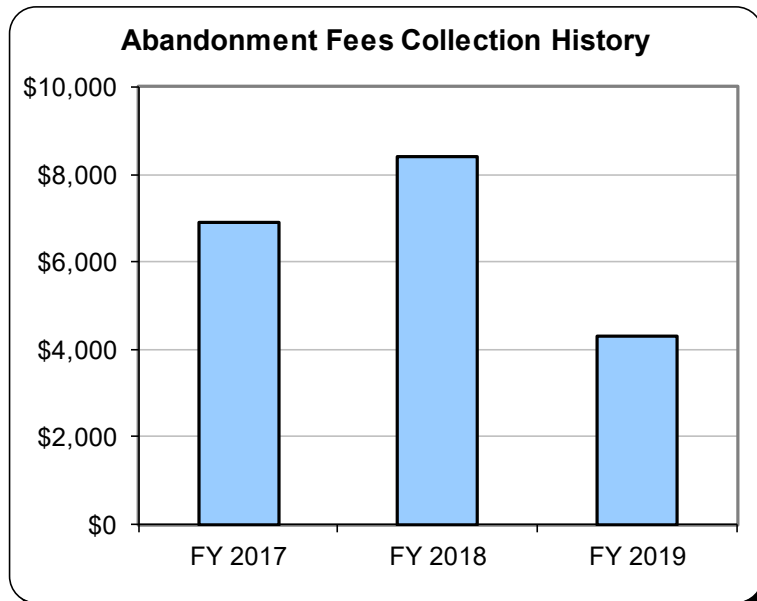
Revenue Code:

1000-43104 - General Fund

Revenue History

FY 2017	\$6,900
FY 2018	\$8,400
FY 2019	\$4,300

Figures for the most recent year are unaudited.





2020 Revenue Manual

General Fund Revenues

Construction Management Fees

Responsible Department: Asset Management, Public Works and Transportation

These fees are charged to recover staff salary and benefit costs associated with managing public facility construction projects. The services provided include design and construction contract management and construction inspections.

The enabling legislation is the adopted annual budget, and Administrative Policy #13.

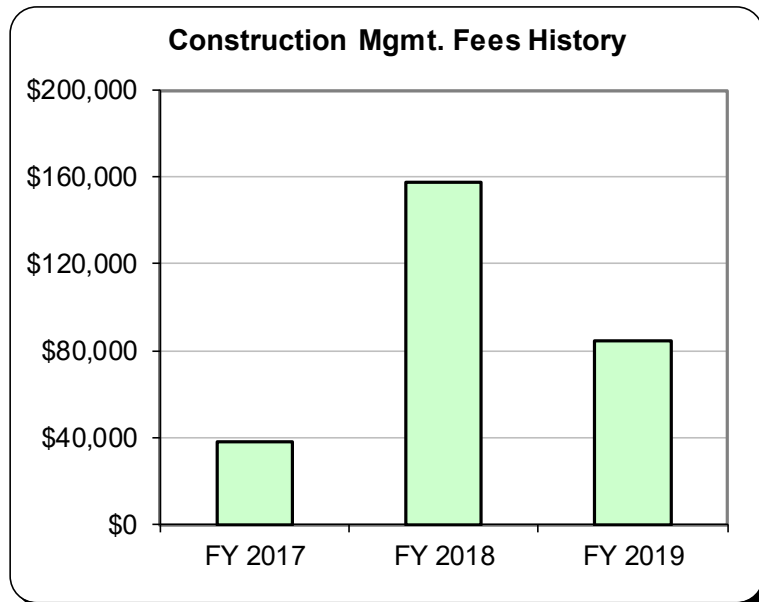
Revenue Code:

1000-41425 - General Fund

Revenue History

FY 2017	\$38,293
FY 2018	\$157,672
FY 2019	\$84,309

Figures for the most recent year are unaudited.





2020 Revenue Manual

General Fund Revenues

Inspection Transfers

Responsible Department: Public Works and Transportation

These revenues are transfers from various bond funds to reimburse the General Fund for inspection expenses incurred by the Department of Public Works and Transportation that are directly related to capital improvement projects.

The enabling legislation is the adopted annual budget.

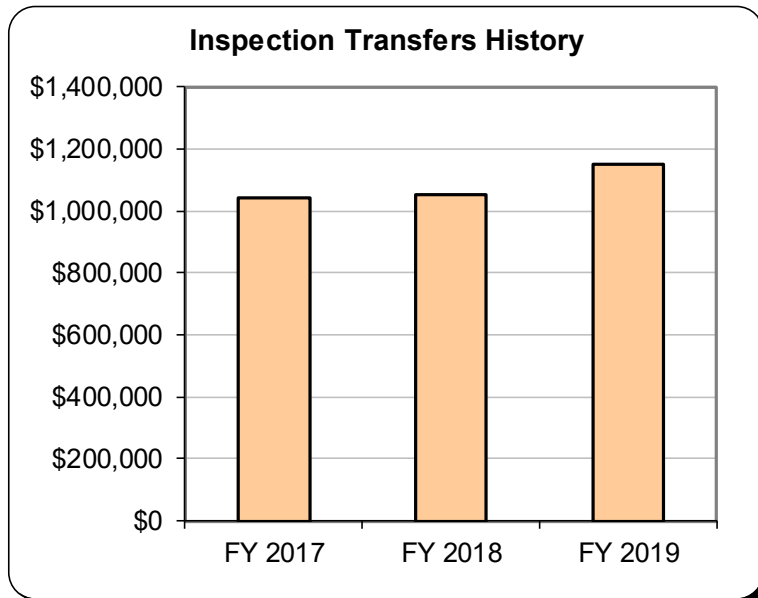
Revenue Code:

1000-41604 - General Fund

Revenue History

FY 2017	\$1,041,583
FY 2018	\$1,050,761
FY 2019	\$1,152,822

Figures for the most recent year are unaudited.





2020 Revenue Manual

General Fund Revenues

Landfill Lease

Responsible Department: Asset Management, Public Works and Transportation

These payments are received monthly from the lessee of the City’s sanitary landfill, and are calculated based on specific provisions contained in the lease between the City and the landfill operator. The lease document was executed in the spring of 2005, and lease operations began on May 1 of that year.

The enabling documentation is the lease agreement between the City and the landfill lessee.

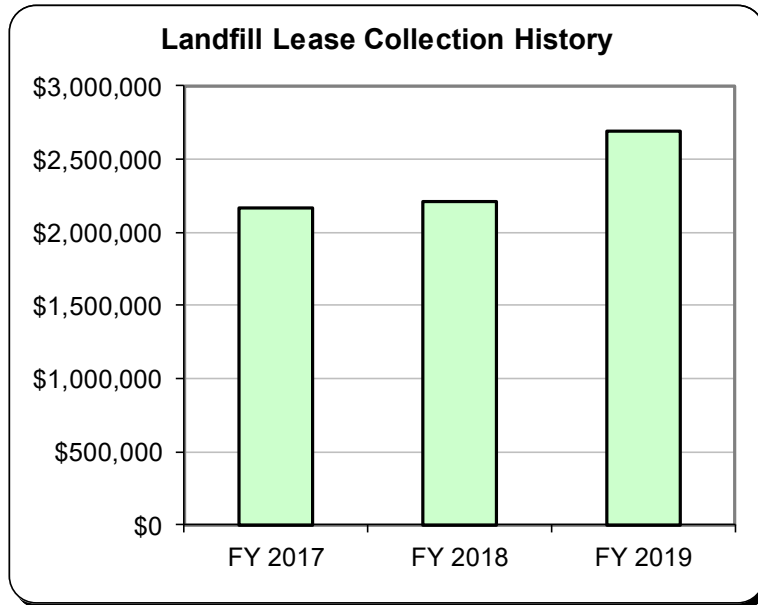
Revenue Code:

1000-45512 - General Fund

Revenue History

FY 2017	\$2,165,138
FY 2018	\$2,210,011
FY 2019	\$2,689,533

Figures for the most recent year are unaudited.





2020 Revenue Manual

General Fund Revenues

Landfill Royalties

Responsible Department: Asset Management, Public Works and Transportation

These payments are received monthly from the lessee of the City’s sanitary landfill, and are calculated based on specific provisions contained in the lease between the City and the landfill operator. The lease document was executed in the spring of 2005, and lease operations began on May 1 of that year.

The enabling documentation is the lease agreement between the City and the landfill lessee.

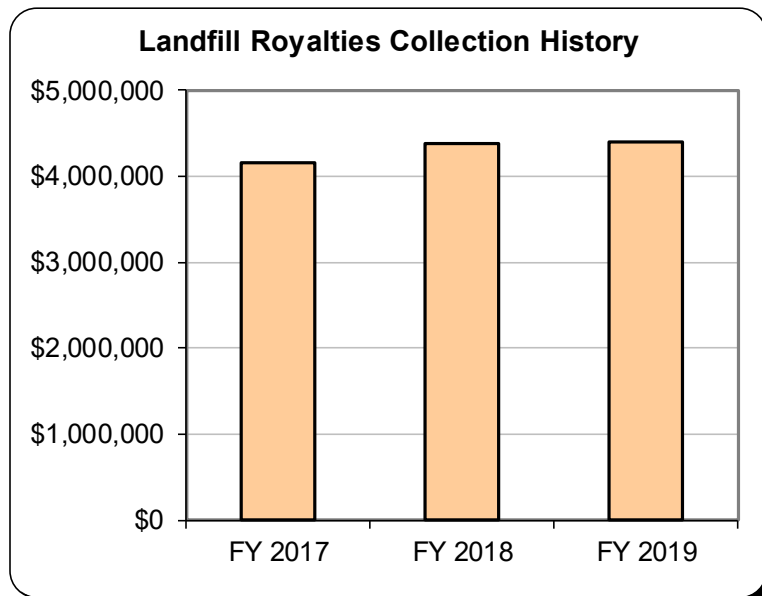
Revenue Codes:

- 1000-45513 - General Fund (City Waste Royalty)
- 1000-45514 - General Fund (Non-City Waste Royalty)
- 1000-45527 - General Fund (Methane Royalty)
- 1000-41223 - General Fund (Storm Event Clean-Up Fees)
- 1000-45515 - General Fund (Brush Royalty)
- 1000-45516 - General Fund (City Department Waste Rebate)

Revenue History

FY 2017	\$4,159,416
FY 2018	\$4,376,361
FY 2019	\$4,399,011

Figures for the most recent year are unaudited.





2020 Revenue Manual

General Fund Revenues



Public Works - Engineering Transfers

Responsible Department: Public Works and Transportation

These revenues are transfers from various bond funds to reimburse the General Fund for engineering expenses incurred by the Department of Public Works and Transportation that are directly related to capital improvement projects.

The enabling legislation is the adopted annual budget.

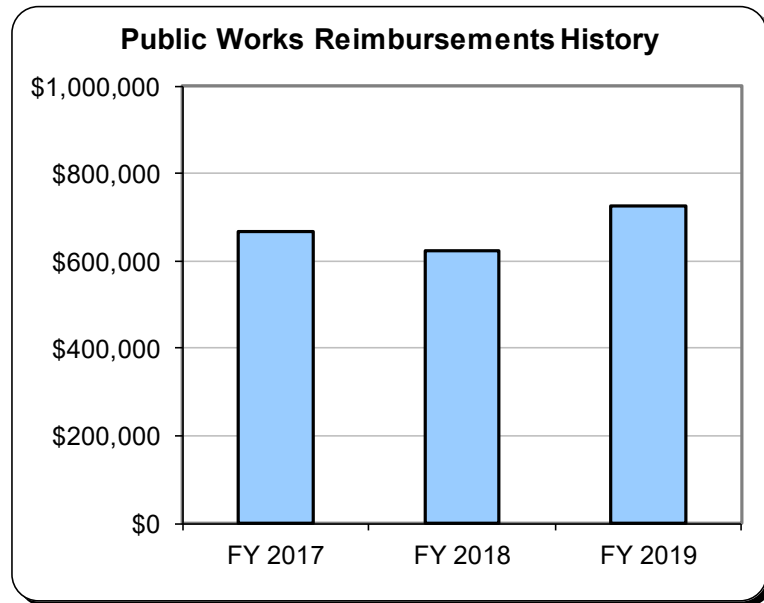
Revenue Code:

1000-41101 - General Fund

Revenue History

FY 2017	\$667,515
FY 2018	\$622,913
FY 2019	\$726,805

Figures for the most recent year are unaudited.





2020 Revenue Manual

General Fund Revenues

Sanitation Franchise

Responsible Department: Asset Management, Water Utilities

The sanitation franchise fee is paid directly by trash collection customers. Fees for trash collection are included on the monthly water bills mailed to citizens and businesses within the City. The fee is 5 percent of residential and commercial collection charges.

The enabling documentation is the current contract between the City and the trash collection provider.

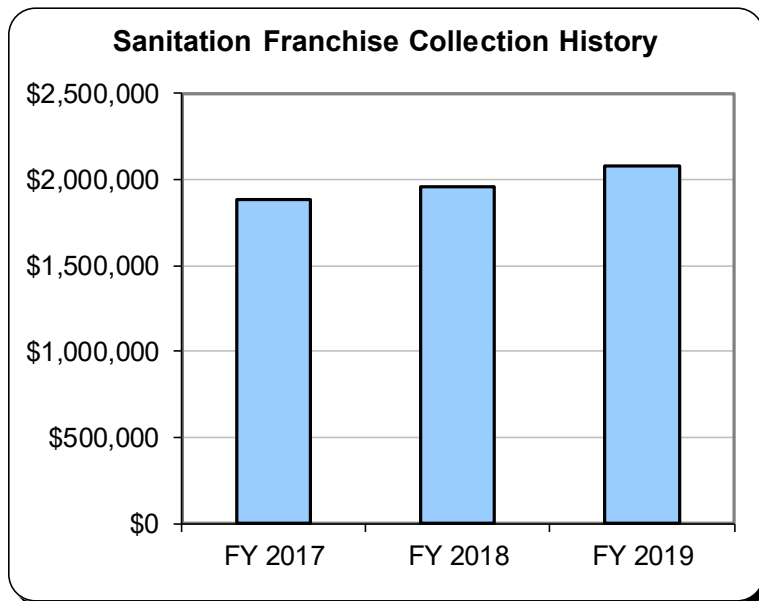
Revenue Code:

1000-40904 - General Fund

Revenue History

FY 2017	\$1,886,747
FY 2018	\$1,953,839
FY 2019	\$2,081,453

Figures for the most recent year are unaudited.





2020 Revenue Manual

General Fund Revenues



Saturday Inspection Fees

Responsible Department: Public Works and Transportation

These fees are charged for inspections conducted during weekend hours by Public Works and Transportation staff for inspections of public facilities related to capital improvement projects or gas pipeline work within public rights-of-way. There is a \$100 deposit which covers the first 2.5 hours. Contractors are billed an hourly rate of \$40 for work exceeding 2.5 hours.

The enabling legislation is located in the health and building code sections of the City Code.

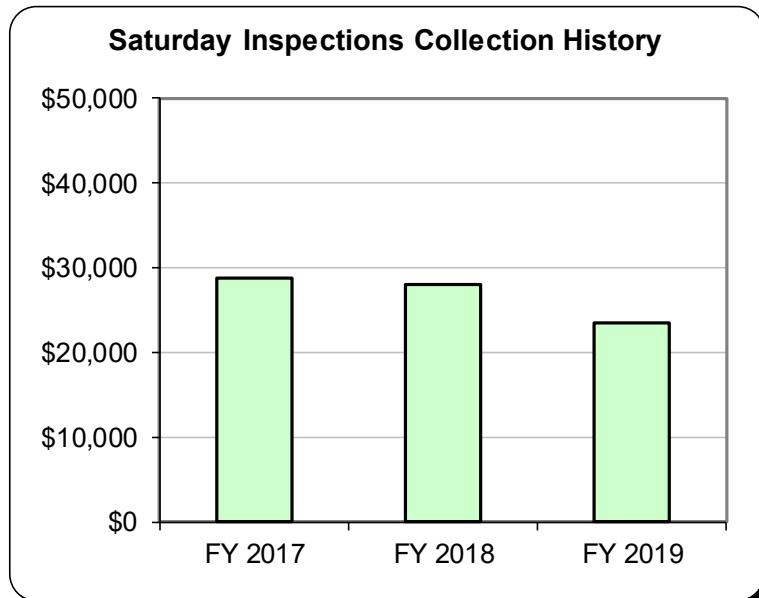
Revenue Code:

1000-43013 - General Fund

Revenue History

FY 2017	\$28,805
FY 2018	\$28,096
FY 2019	\$23,460

Figures for the most recent year are unaudited.





2020 Revenue Manual

General Fund Revenues

State Reimbursement - Traffic Signals

Responsible Department: Public Works and Transportation

This reimbursement from the Texas Department of Transportation covers a portion of the costs for maintenance and operation of the City’s traffic signals located on state facilities.

The enabling legislation is Resolution 07-109.

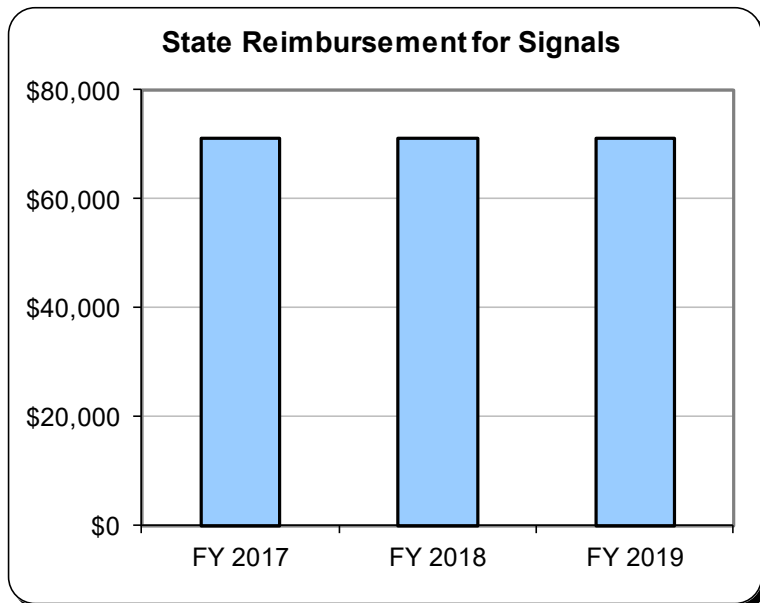
Revenue Code:

1000-45112 - General Fund

Revenue History

FY 2017	\$71,234
FY 2018	\$71,234
FY 2019	\$71,234

Figures for the most recent year are unaudited.





2020 Revenue Manual

General Fund Revenues



Survey Transfers

Responsible Department: Public Works and Transportation

These revenues are transfers from various bond funds to reimburse the General Fund for surveying expenses incurred by the Department of Public Works and Transportation that are directly related to capital improvement projects.

The enabling legislation is the adopted annual budget.

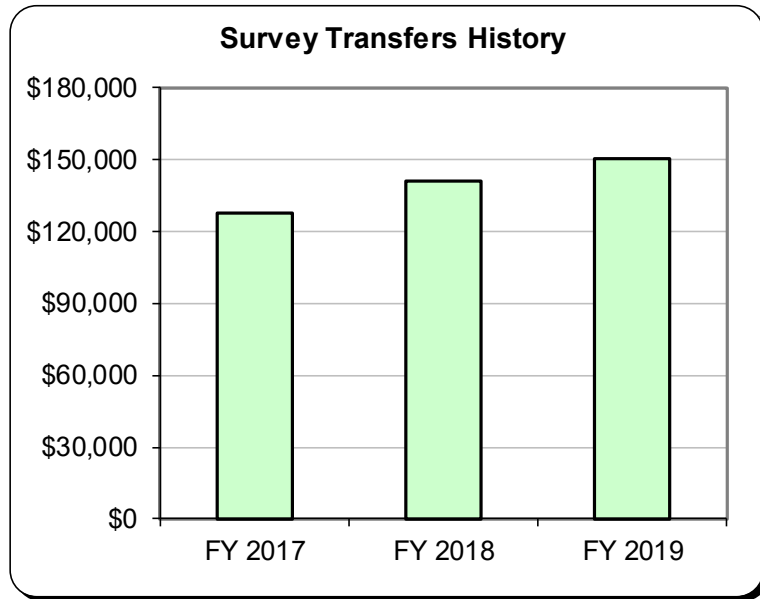
Revenue Code:

1000-41607 - General Fund

Revenue History

FY 2017	\$127,883
FY 2018	\$141,286
FY 2019	\$150,324

Figures for the most recent year are unaudited.





2020 Revenue Manual

General Fund Revenues

Transportation Bond Fund Reimbursements

Responsible Department: Public Works and Transportation, Finance

These annual transfers from transportation bond funds reimburse expenses incurred by the Public Works and Transportation Department in the administration of bond-funded capital projects.

The enabling legislation is the adopted annual budget.

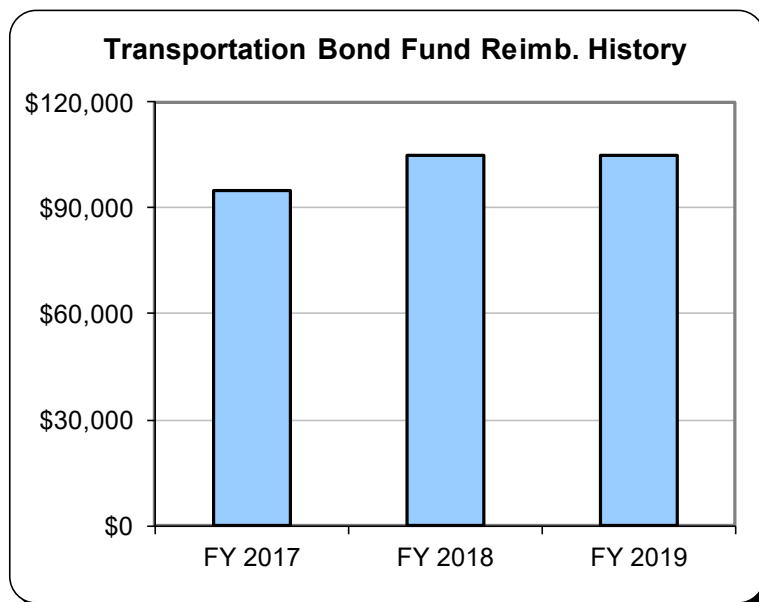
Revenue Code:

1000-41808 - General Fund

Revenue History

FY 2017	\$95,000
FY 2018	\$105,000
FY 2019	\$105,000

Figures for the most recent year are unaudited.





2020 Revenue Manual

General Fund Revenues



Water Department Street Cuts

Responsible Department: Public Works and Transportation

A section of street asphalt is cut and removed by Water Utilities Department crews during repair or installation of water mains. After the water utility work is completed, Field Operations crews of the Public Works and Transportation Department must restore the asphalt surface. The Water Utilities Department is charged for the materials and work performed by Field Operations crews. The fee is \$400 per ton of asphalt in place, with a one-ton minimum.

The enabling legislation is the City Code, Streets Chapter.

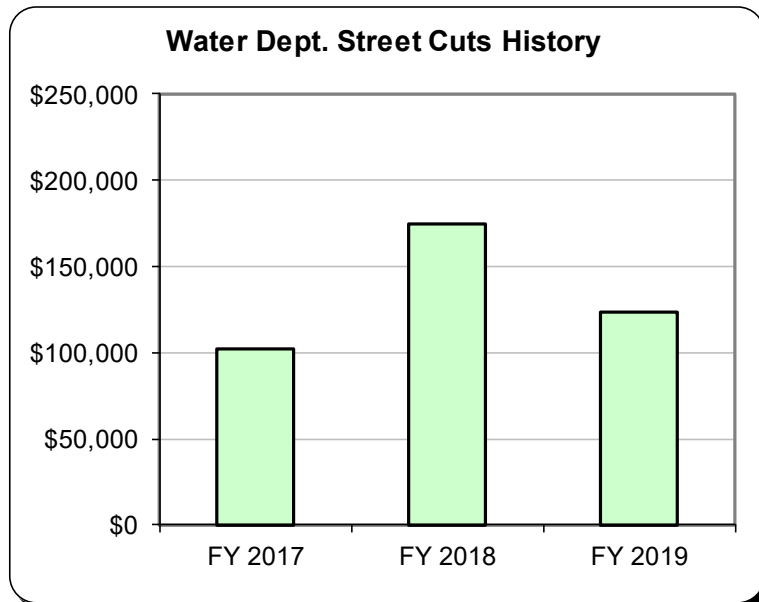
Revenue Code:

1000-41415 - General Fund

Revenue History

FY 2017	\$102,212
FY 2018	\$174,248
FY 2019	\$123,420

Figures for the most recent year are unaudited.





2020 Revenue Manual

General Fund Revenues



Human Resources

Recovery of Damages

Responsible Department: Human Resources

The City receives revenue from claims paid by outside parties who cause damage to City-owned property. The Risk Management Division of the Human Resources Department oversees all subrogation claims for the recovery of damages from liable outside parties.

Monies received from subrogation are typically credited to the specific fund from which the original purchase of the City property was made. The revenue histories reflected below are those accrued to the General Fund.

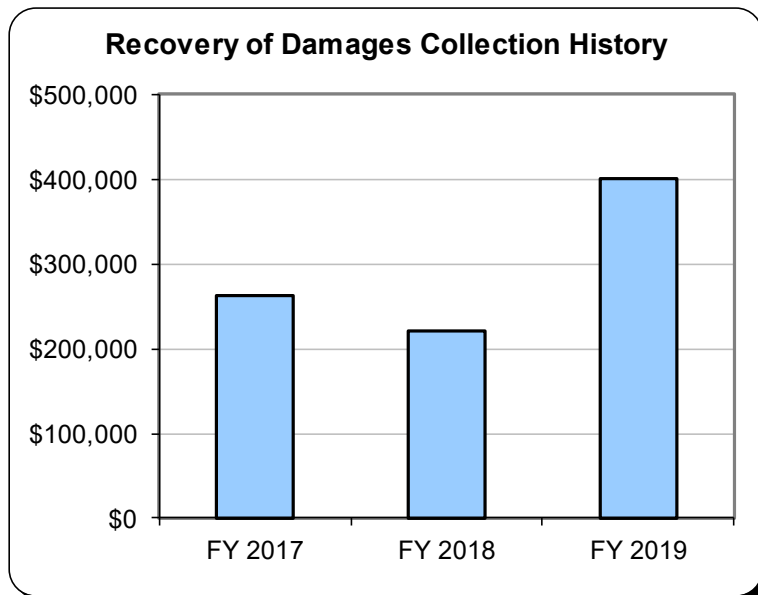
Revenue Code:

1000-46400 - General Fund

Revenue History

FY 2017	\$263,199
FY 2018	\$221,123
FY 2019	\$400,991

Figures for the most recent year are unaudited.





2020 Revenue Manual

General Fund Revenues





2020 Revenue Manual

General Fund Revenues



Other Revenues

Other Licenses and Permits

Responsible Department: Various

These revenues are received for services related to licenses and permits that do not fall into one of the specific categories noted above.

The controlling legislation is located throughout the applicable sections of the City’s health and safety codes.

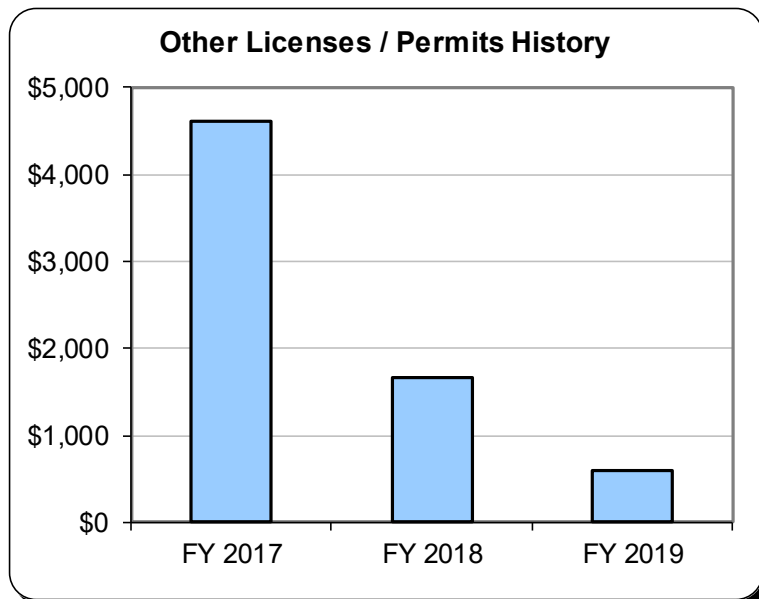
Revenue Code:

1000-43500 - General Fund

Revenue History

FY 2017	\$4,617
FY 2018	\$1,668
FY 2019	\$597

Figures for the most recent year are unaudited.





2020 Revenue Manual

General Fund Revenues



Miscellaneous Leases, Printing Concessions

Responsible Department: Various

Lease payments received by the City that do not fall into one of the specific lease categories are recognized as miscellaneous lease revenues. This category is primarily comprised of the printing concessions operated at the City’s libraries.

The enabling documentation is contained in the lease and concession agreements between the City and the individual users of these services.

Revenue Codes:

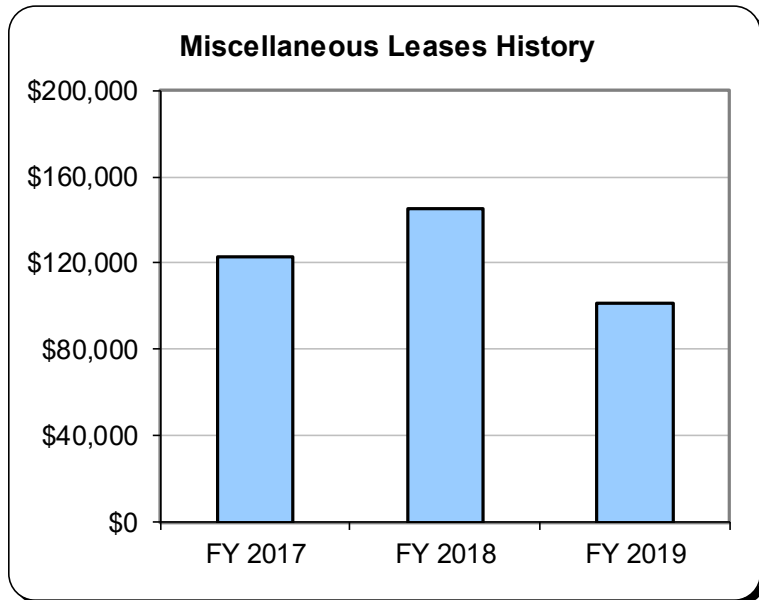
1000-960201-45500 - General Fund (Printing Concessions)

1000-45600 - General Fund (Miscellaneous Leases)

Revenue History

FY 2017	\$123,119
FY 2018	\$144,887
FY 2019	\$101,807

Figures for the most recent year are unaudited.





2020 Revenue Manual

General Fund Revenues

Other Miscellaneous Service Charges

Responsible Department: Various

These revenues are charges for City services provided by General Fund departments that do not fall into one of the specific service charge categories.

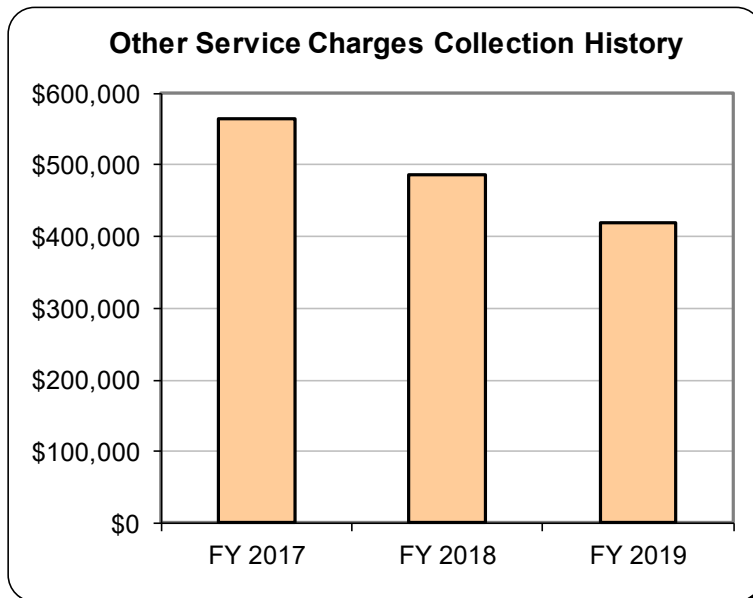
Revenue Code:

1000-46301 - General Fund

Revenue History

FY 2017	\$564,668
FY 2018	\$486,346
FY 2019	\$418,494

Figures for the most recent year are unaudited.





2020 Revenue Manual

General Fund Revenues



2020 Revenue Manual

Water Utilities Fund

Water Utilities

Backflow Assembly and Tester Registration

Responsible Department: Water Utilities

The Water Utilities Department receives a fee for the annual registration of certified backflow prevention assembly testers. Each applicant desiring to test backflow assemblies pays an annual non-refundable fee to register with the City as a certified backflow prevention assembly tester. The department also charges an additional fee for high-hazard backflow assemblies.

All persons who own or manage a premise where a backflow prevention assembly is required must register annually and pay a non-refundable administrative fee for the registration of each health or high-hazard backflow prevention assembly.

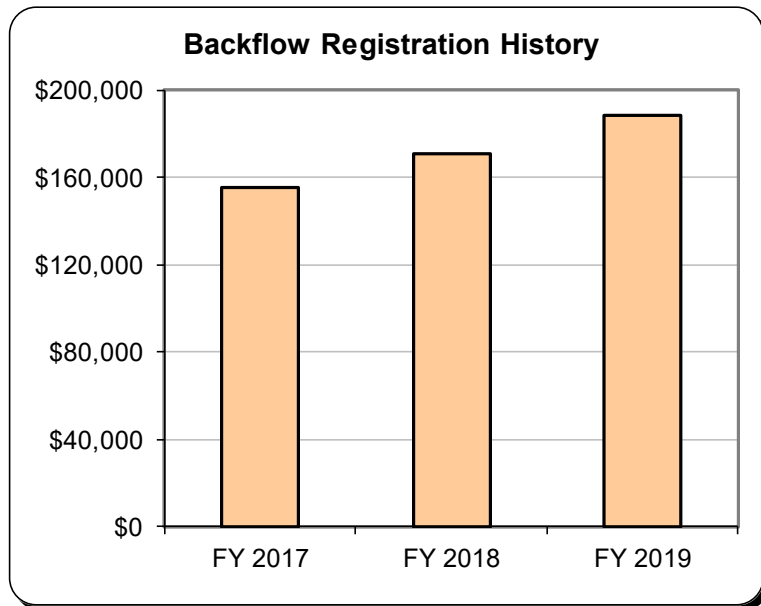
The enabling legislation is contained in the City Code, Backflow Prevention, Sec. 4.01, Ordinance 09-058, and Resolution 19-252.

Revenue Code:

5000-41431 - Water Utilities Fund

FY 2017	\$155,239
FY 2018	\$170,541
FY 2019	\$188,087

Figures for the most recent year are unaudited.





2020 Revenue Manual

Water Utilities Fund

Class Rate Sewer Surcharge

Responsible Department: Water Utilities

The Class Rate Sewer Surcharge is assessed on commercial and industrial establishments which routinely discharge wastewater into the City's wastewater system with biochemical oxygen demand (BOD) and total suspended solids (TSS) concentrations in excess of the concentrations for normal domestic wastewater.

Customer Class Groups are defined as follows:

- Class I: Eating Places - include restaurants, bars, lounges, and other establishments which engage in preparation of food or beverage which is served directly to the consumer.
- Class II: Equipment Service Facilities - includes establishments which perform washing, cleaning, or servicing of automobiles, trucks, buses, machinery, or equipment, and public facilities, facilities limited to specific companies, and attended and coin-operated establishments.
- Class III: Food and Kindred Products Processing - includes commercial establishments which engage in the preparation, packaging, processing, or distributing of food, food products, grains or produce, other than those included in Class I.

The enabling legislation is contained in the Federal Clean Water Act of 1977, the City Code's Industrial Waste and Water Pollution Control Chapter, Section 5.05, Ordinance 09-057, and Resolution 19-252.

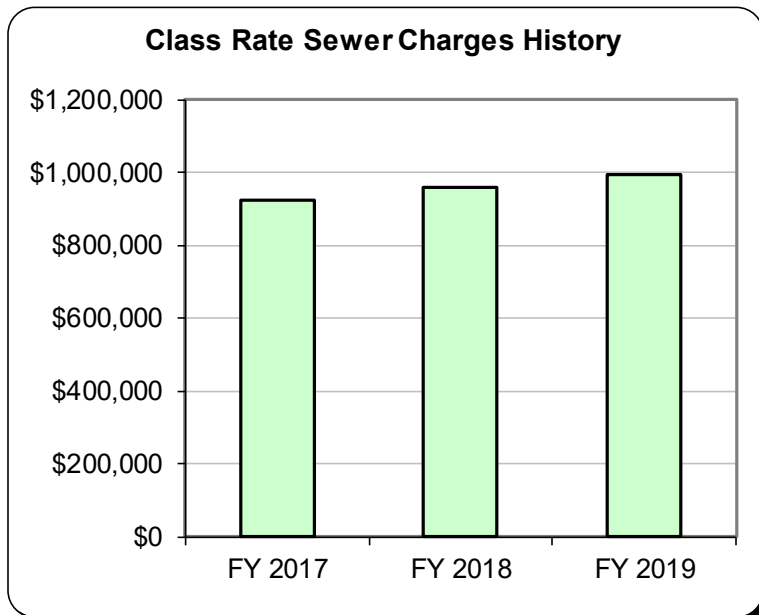
Revenue Code:

5000-41408 - Water Utilities Fund

Revenue History

FY 2017	\$922,227
FY 2018	\$960,591
FY 2019	\$994,971

Figures for the most recent year are unaudited.



2020 Revenue Manual

Water Utilities Fund

Concrete Sales

Responsible Department: Water Utilities

The Water Utilities Department charges other City departments for requests for concrete pours at specified locations. The fee is \$110 per cubic yard with a two-yard minimum purchase. The fee recovers only the actual costs for raw materials, labor, and equipment for the product in place.

The enabling legislation is the adopted annual budget.

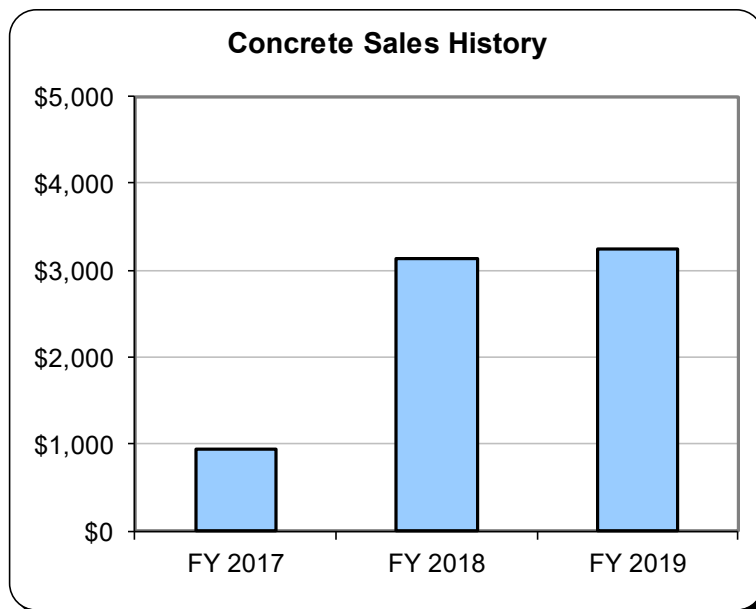
Revenue Code:

5000-41419 - Water Utilities Fund

Revenue History

FY 2017	\$935
FY 2018	\$3,135
FY 2019	\$3,245

Figures for the most recent year are unaudited.





2020 Revenue Manual

Water Utilities Fund



Garbage Billing Fees

Responsible Department: Water Utilities

The Water Utilities Department charges a service fee for including trash collection billing on the monthly water bills mailed to residential and commercial customers in Arlington. The fees are as follows:

- Residential garbage collection accounts - \$0.33
- Commercial garbage collection accounts - \$0.24

The enabling legislation is Resolution 98-48.

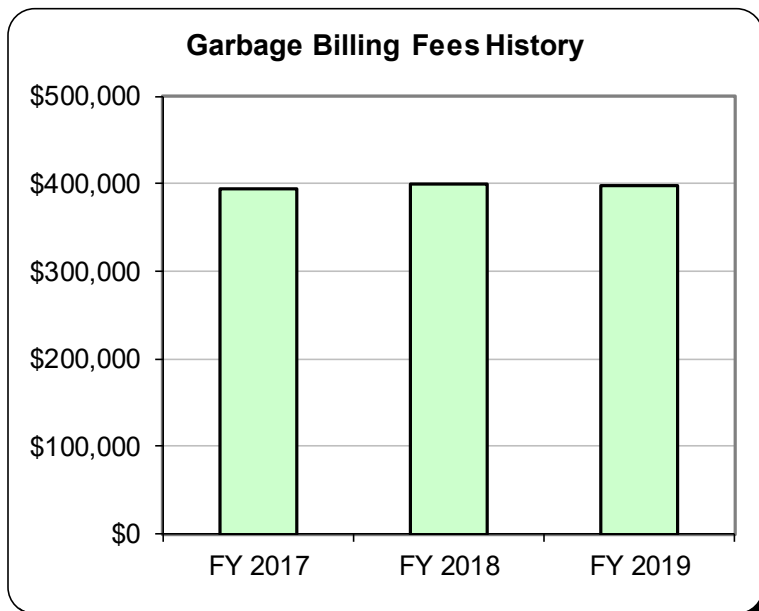
Revenue Code:

5000-41402 - Water Utilities Fund

Revenue History

FY 2017	\$393,970
FY 2018	\$399,491
FY 2019	\$398,333

Figures for the most recent year are unaudited.



2020 Revenue Manual

Water Utilities Fund

GIS Services

Responsible Department: Water Utilities

City departments are charged for Geographic Information System (GIS) services performed by the Water Utilities Information Services staff for capital projects. A billable hourly rate is established each year with the adoption of the annual budget.

The enabling legislation is the adopted annual budget.

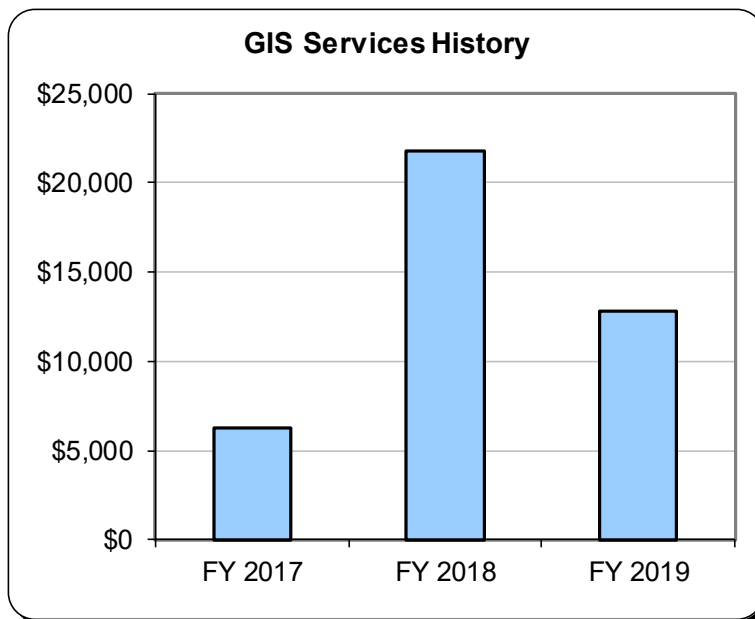
Revenue Code:

5000-41603 - Water Utilities Fund

Revenue History

FY 2017	\$6,236
FY 2018	\$21,734
FY 2019	\$12,805

Figures for the most recent year are unaudited.





2020 Revenue Manual

Water Utilities Fund



Hauler Fees

Responsible Department: Water Utilities

The fees are for an annual Non-Hazardous Waste Hauling Permit. All persons who desire to commercially transport non-hazardous wastes are required to obtain a permit prior to operating within Arlington. They must also obtain City trip tickets or manifests to document proper disposal of waste. Haulers must discharge the waste at one of the regional wastewater treatment plants, and the fee is \$158.50 per vehicle.

The enabling legislation is contained in the City Code, Industrial Waste and Water Pollution Control Chapter, Sections 5.02 through 5.04, Ordinance 09-057, and Resolution 19-252.

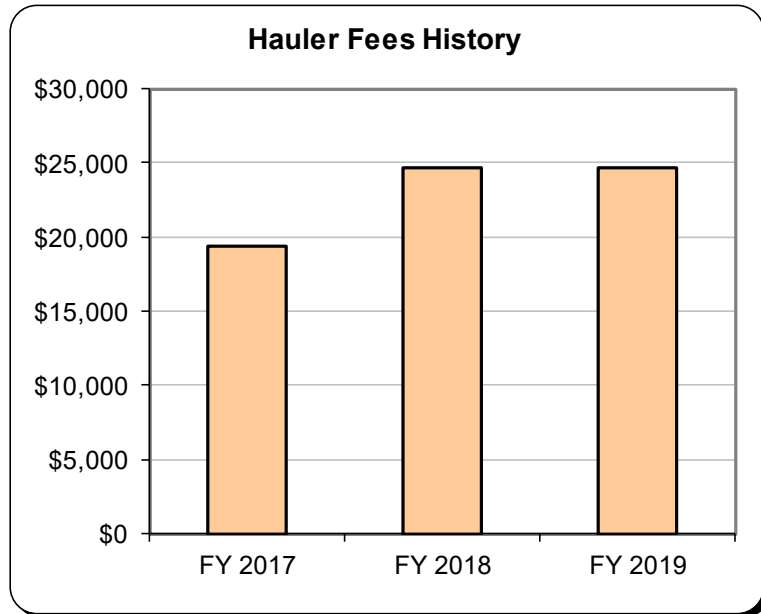
Revenue Code:

5000-41303 - Water Utilities Fund

Revenue History

FY 2017	\$19,375
FY 2018	\$24,718
FY 2019	\$24,680

Figures for the most recent year are unaudited.



2020 Revenue Manual

Water Utilities Fund

Plat Review and Inspection Fees

Responsible Department: Water Utilities

These fees are charged for conducting inspections of water and wastewater facilities constructed in subdivisions, including offsite facilities but excluding oversized costs. The fee is 4 percent of construction costs and covers design review, inspections, and associated administrative expenses, with a minimum fee of \$335. This fee offsets the expenditures of Public Works and Transportation, and Community Development and Planning, associated with “One Start” plan reviews.

The enabling legislation is in the City Code, Water Chapter, Section 9.06, and Resolution 06-341.

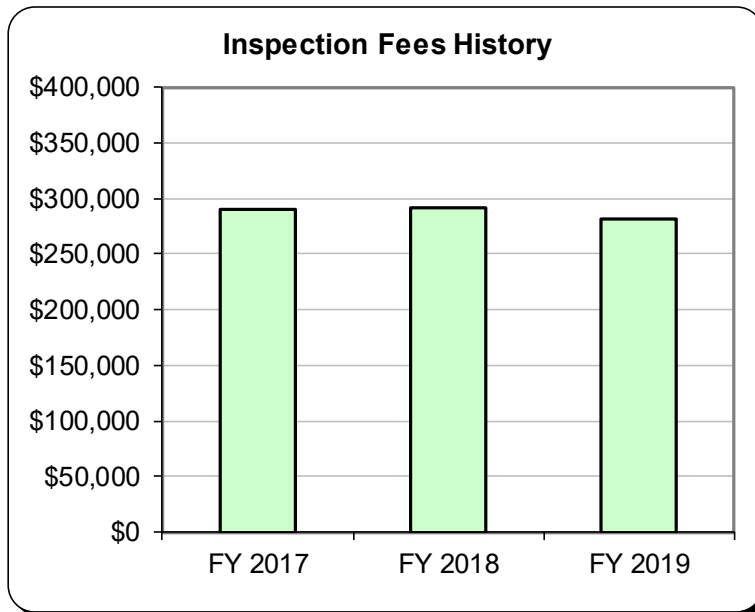
Revenue Code:

5000-41605 - Water Utilities Fund

Revenue History

FY 2017	\$290,743
FY 2018	\$291,446
FY 2019	\$281,501

Figures for the most recent year are unaudited.





2020 Revenue Manual

Water Utilities Fund



Interest Income

Responsible Department: Finance, Water Utilities

The Water Utilities Fund receives varying rates of interest on its investments, depending on the type and duration of the investment. The interest income reflected below results from the funds invested balances.

The City’s investment strategies are governed by the current Investment Policy manual and overseen by the Investment Committee comprised of senior financial staff.

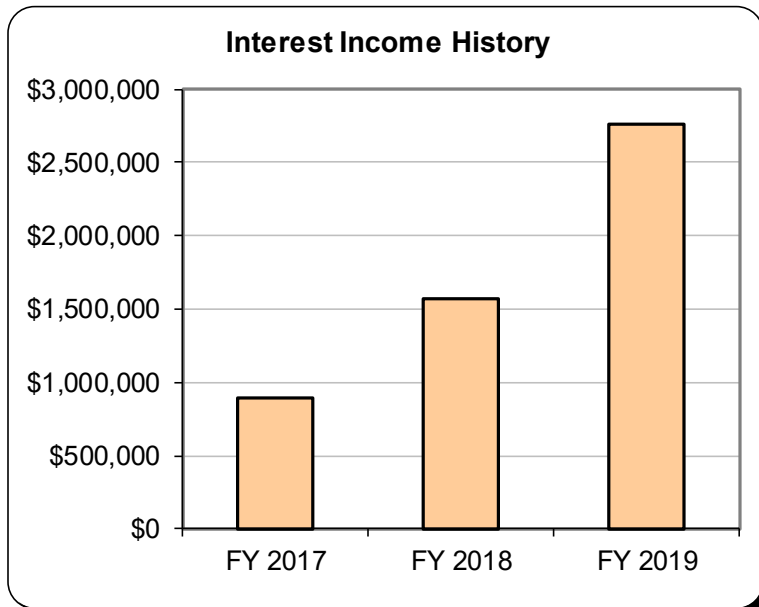
Revenue Code:

5000-49407 - Water Utilities Fund

Revenue History

FY 2017	\$897,708
FY 2018	\$1,570,374
FY 2019	\$2,757,401

Figures for the most recent year are unaudited.





2020 Revenue Manual

Water Utilities Fund

Laboratory Fees

Responsible Department: Water Utilities

The department charges a fee for field sampling and laboratory analysis services to recover the costs associated with these services. Sampling activities are required by state and federal environmental regulations.

The enabling legislation is contained in the City Code, Industrial Waste and Water Pollution Control Chapter, Section 5.03, and Resolution 19-252.

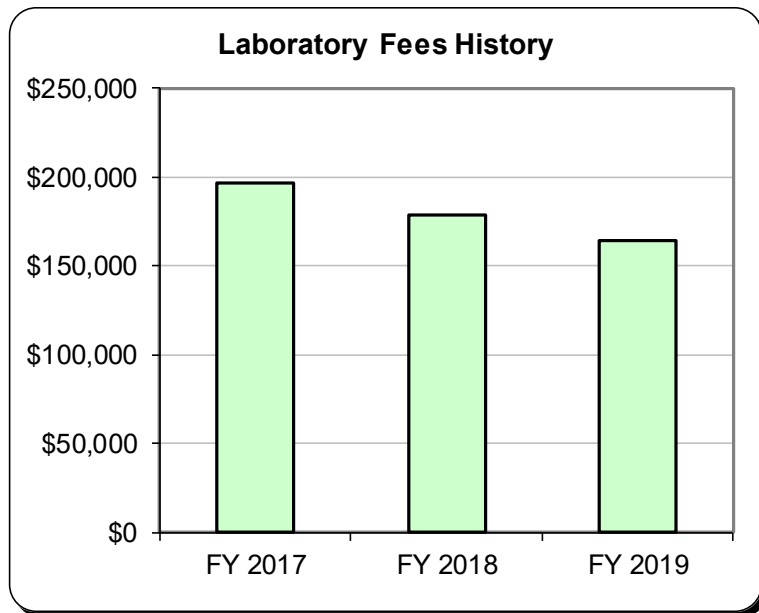
Revenue Code:

5000-41418 - Water Utilities Fund

Revenue History

FY 2017	\$196,925
FY 2018	\$178,769
FY 2019	\$164,184

Figures for the most recent year are unaudited.





2020 Revenue Manual

Water Utilities Fund



Other Revenue

Responsible Department: Water Utilities

The Water Utilities Fund receives miscellaneous revenues from sources other than the specific revenue categories listed in the department’s annual budget. These include revenues from periodic sales of old meters for scrap metal, plans and specifications, sales of maps and ordinances, and cell tower lease payments.

The enabling legislation is the adopted annual budget.

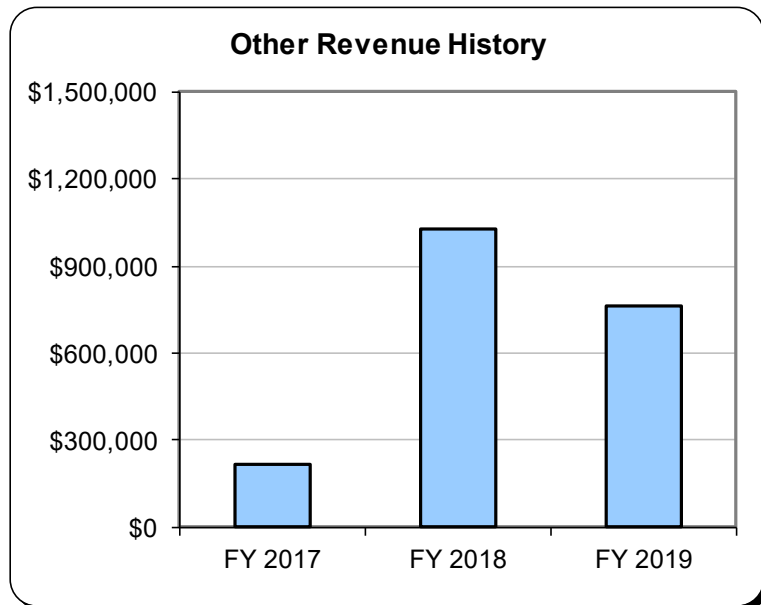
Revenue Code:

5000-41420 - Water Utilities Fund

Revenue History

FY 2017	\$217,030
FY 2018	\$1,026,639
FY 2019	\$760,515

Figures for the most recent year are unaudited.





2020 Revenue Manual

Water Utilities Fund

Sewer Charges

Responsible Department: Water Utilities

These charges are assessed monthly for wastewater services furnished to residential, commercial, and industrial customers in the City where the sewage produced by the customer is normal strength wastewater, 250 mg/liter BOD and 250 mg/liter suspended solids, except as provided in subsections 3.02(b)(2), 3.02(b)(3) and 3.02(c), or in the Industrial Waste and Water Pollution Control chapter of the City Code, 1987, as amended.

The enabling legislation is contained in the City Code, Water Chapter, Section 3.02, and Ordinance 19-049.

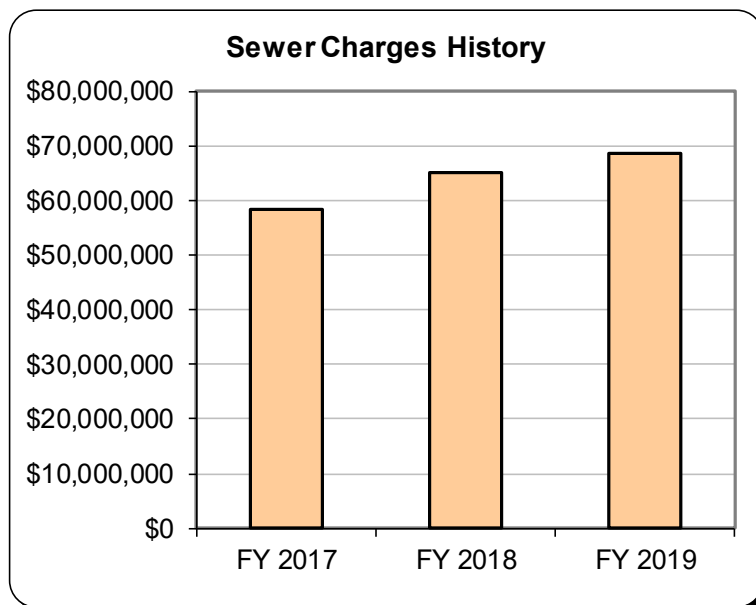
Revenue Code:

5000-41404 - Water Utilities Fund

Revenue History

FY 2017	\$58,438,129
FY 2018	\$65,131,575
FY 2019	\$68,559,723

Figures for the most recent year are unaudited.





2020 Revenue Manual

Water Utilities Fund



Sewer Charges - Other

Responsible Department: Water Utilities

These charges are assessed for providing wastewater system access to the cities of Pantego, Dalworthington Gardens, Kennedale, and Mansfield, payment of which gives these cities the right to discharge their wastewater into Arlington’s system. Rates are reviewed and adjusted annually in accordance with changes in the cost of operating Arlington's wastewater system, and changes in the amount the City of Arlington is charged by the Trinity River Authority for wastewater treatment services.

The enabling documentation is contained in the contracts (and accompanying City Resolutions) between the City and the individual cities noted above: Resolutions 09-032 (for Pantego), 02-438 (for Dalworthington Gardens), 02-445 (for Kennedale), and 10-015 (for Mansfield).

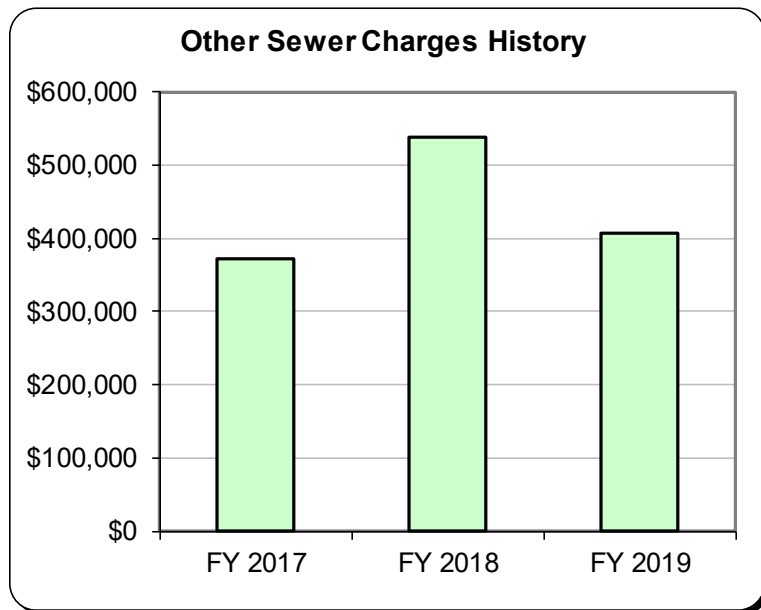
Revenue Code:

5000-41405 - Water Utilities Fund

Revenue History

FY 2017	\$372,423
FY 2018	\$539,481
FY 2019	\$406,655

Figures for the most recent year are unaudited.





2020 Revenue Manual

Water Utilities Fund

Sewer Impact Fees

Responsible Department: Water Utilities

The fees are charged for connecting customers to the wastewater system. The revenue is used to expand the system for new customers. The fees are collected at the time of connection to the system, as follows:

Meter Size	Equivalent Service Units	Rate
5/8 x 3/4"	1	\$418.00
1"	2.5	\$1,045.00
1-1/2"	5	\$2,090.00
2"	8	\$3,344.00
3"	17.5	\$7,315.00
4"	30	\$12,540.00
6"	62.5	\$26,125.00
8"	90	\$37,620.00
10"	145	\$60,610.00

The enabling legislation is the City Code, Impact Fee Chapter, Exhibit F, and Ordinances 98-72 and 03-042.

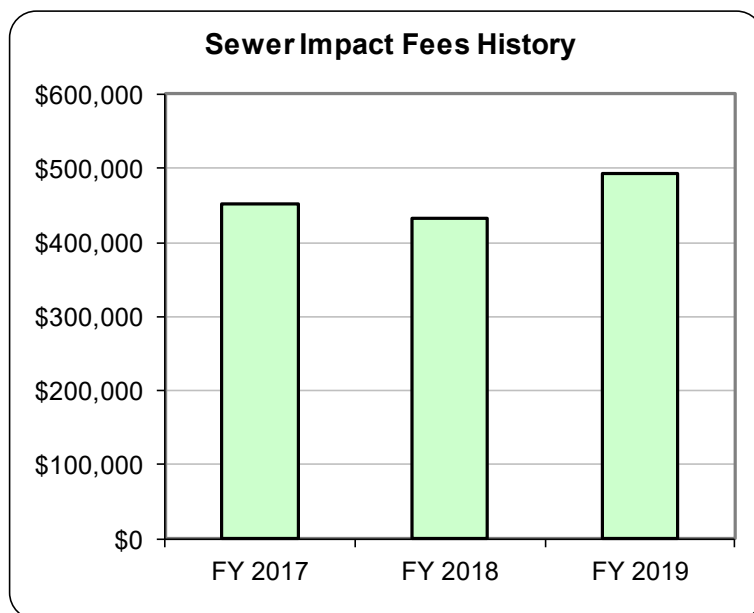
Revenue Code:

5000-42524 - Water Utilities Fund

Revenue History

FY 2017	\$451,232
FY 2018	\$432,397
FY 2019	\$492,351

Figures for the most recent year are unaudited.





2020 Revenue Manual

Water Utilities Fund



Sewer Surcharges

Responsible Department: Water Utilities

These monthly surcharges are assessed for any wastewater customer discharging abnormal wastewater or industrial waste, in addition to their regular monthly wastewater service charges. The computations of surcharges are based on the following formula: **Ci = (so) (is) + (bo) (Bi)**

- Ci = surcharge to industrial users in dollars to be added to monthly bills for water and wastewater service.
- so = unit cost of treatment (including sludge treatment) chargeable to suspended solids.
- bo = unit cost of treatment chargeable to BOD.
- bi = amount of BOD from industrial users, lb./month in excess of normal allowable limits.
- is = amount of suspended solids from industrial users, lb./month in excess of normal allowable limits.

The rate for each user may be re-calculated once every 12 months or as necessary to accurately reflect the operations of the user. Customers in the Class Rate System of charges are billed using a separate formula and are exempt from this fee.

The enabling legislation is the federal Clean Water Act of 1976, the City Code's Industrial Waste and Water Pollution Control Chapter, Section 5.05, Ordinance 03-045 and Resolution 19-252.

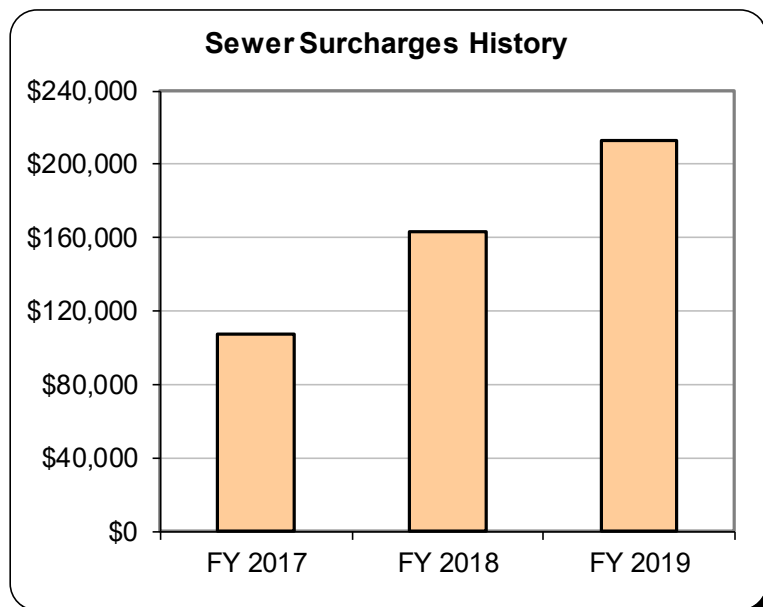
Revenue Code:

5000-41407 - Water Utilities Fund

Revenue History

FY 2017	\$107,280
FY 2018	\$163,399
FY 2019	\$213,365

Figures for the most recent year are unaudited.





2020 Revenue Manual

Water Utilities Fund

Special Services Charges

Responsible Department: Water Utilities

These charges are for the following services provided by the Water Utilities Department:

- Inactive account with consumption follow-up - \$61.97
- After-hours delinquent account follow-up - \$129.70
- Penalty for late payment - 5 percent of current water and sewer balance due
- Pulled meters, up to 1" - \$197.09
- Pulled meters, greater than 1" - \$698.70
- Tampering with public water system - \$250
- Returned checks and bank drafts - \$25
- Non-residential valve operation - \$327.98
- Delinquent account - \$34.61
- Bill reprints - \$3.00
- Sewer deduct meter account set-up - calculated per job

The enabling documentation is contained in Resolution 19-252.

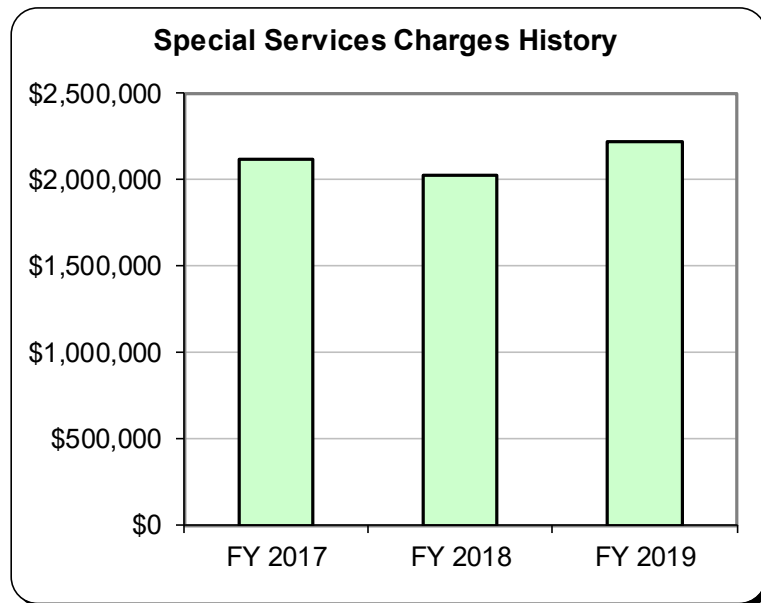
Revenue Code:

5000-41807 - Water Utilities Fund

Revenue History

FY 2017	\$2,115,656
FY 2018	\$2,030,887
FY 2019	\$2,218,914

Figures for the most recent year are unaudited.





2020 Revenue Manual

Water Utilities Fund



Sewer Tap Installation Fees

Responsible Department: Water Utilities

This fee is charged when a customer requests a tap on a wastewater main. An installation/activation fee applies for each tap of the main or for each account established at the property site, whichever is greater. The fee is calculated per individual job.

The enabling legislation is contained in the City Code, Water Chapter, Section 3.03, Ordinance 95-118, and Resolution 17-250.

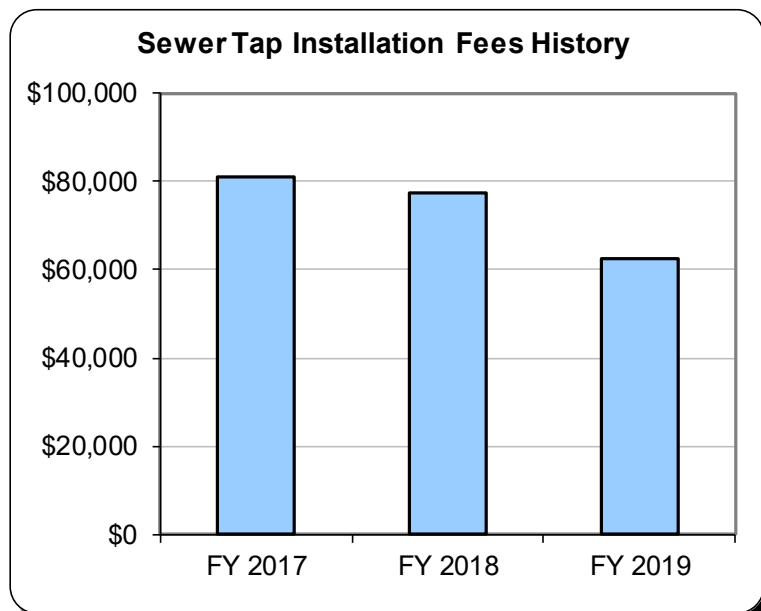
Revenue Code:

5000-41411 - Water Utilities Fund

Revenue History

FY 2017	\$80,864
FY 2018	\$77,398
FY 2019	\$62,478

Figures for the most recent year are unaudited.



2020 Revenue Manual

Water Utilities Fund

Water Convenience Fees

Responsible Department: Water Utilities

The Water Utilities Department charges a \$30 fee for all residential account activations.

The enabling legislation is contained in Resolution 19-252.

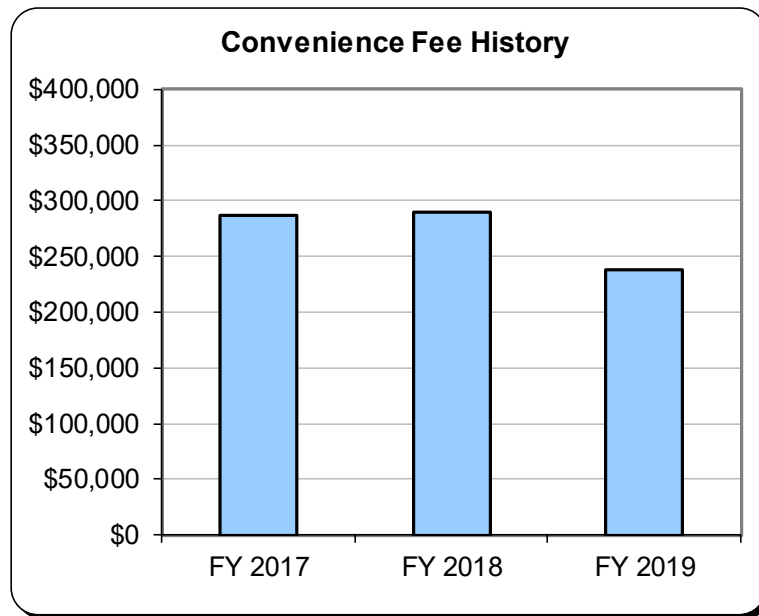
Revenue Code:

5000-41426 - Water Utilities Fund

Revenue History

FY 2017	\$287,187
FY 2018	\$290,160
FY 2019	\$238,297

Figures for the most recent year are unaudited.





2020 Revenue Manual

Water Utilities Fund



Water Impact Fees

Responsible Department: Water Utilities

The fees are charged for connecting customers to the water system. The revenue is used to expand the system for new customers. The fees are collected at the time of connection to the system, as follows:

Meter Size	Equivalent Service Units	Rate
5/8 x 3/4"	1	\$828.13
1"	2.5	\$2,070.33
1-1/2"	5	\$4,140.65
2"	8	\$6,625.04
3"	17.5	\$14,492.28
4"	30	\$24,843.90
6"	62.5	\$51,758.13
8"	90	\$74,531.70
10"	145	\$120,078.85

The enabling legislation is the City Code, Impact Fee Chapter, Exhibit E, and Ordinances 98-72 and 03-042.

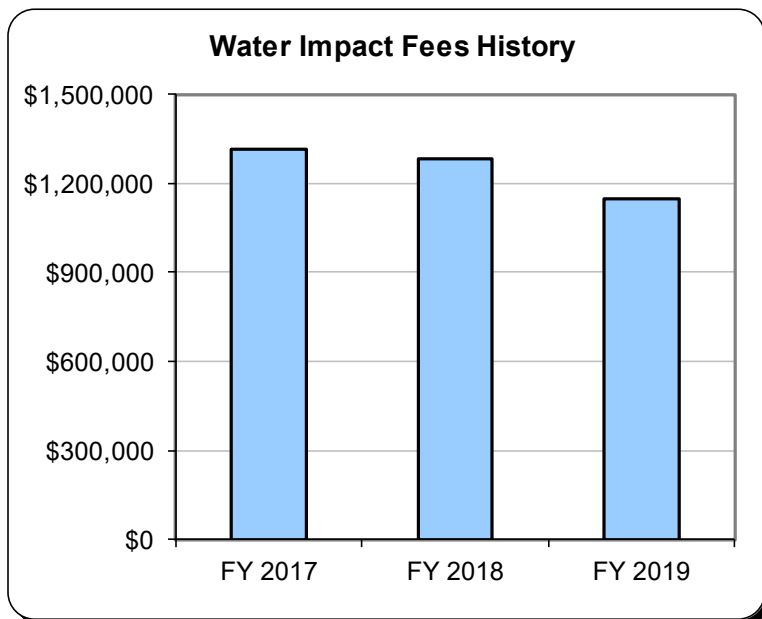
Revenue Code:

5000-42525 - Water Utilities Fund

Revenue History

FY 2017	\$1,316,402
FY 2018	\$1,281,774
FY 2019	\$1,148,697

Figures for the most recent year are unaudited.





2020 Revenue Manual

Water Utilities Fund

Water Sales

Responsible Department: Water Utilities

These revenues are received for the sale of potable water to customers of the Water Utilities Department. The revenues are used to pay for raw water, water treatment, water distribution, maintenance, administrative costs, and the debt service needs of the Water Utilities Fund. Water rates are established using a tiered rate structure for various consumption levels of both commercial and residential customers, and are reviewed annually and revised as necessary by the department.

The enabling legislation is in the City Code, Water Chapter, Section 3.02, and Ordinance 19-049.

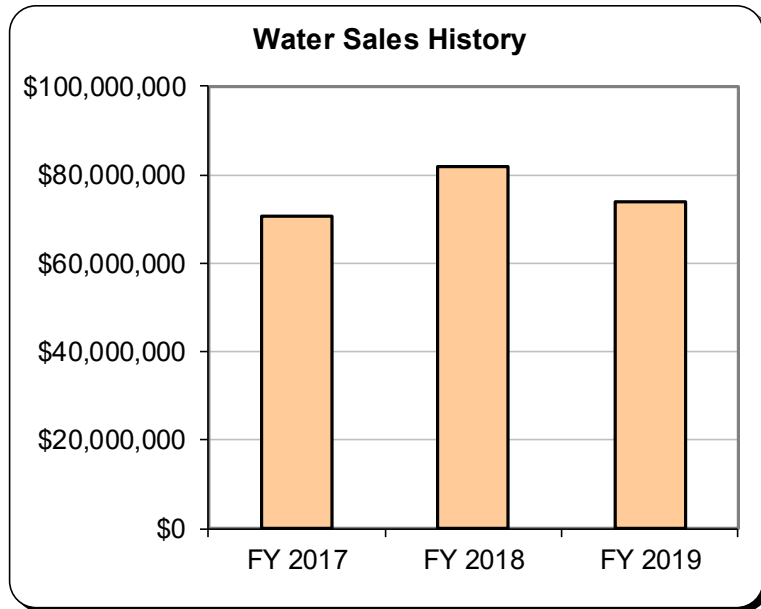
Revenue Code:

5000-41412 - Water Utilities Fund

Revenue History

FY 2017	\$70,496,868
FY 2018	\$81,957,946
FY 2019	\$73,888,012

Figures for the most recent year are unaudited.





2020 Revenue Manual

Water Utilities Fund



Water Sales - Other

Responsible Department: Water Utilities

These revenues are received for treated water provided to various entities on a contractual basis. This revenue also includes income from providing raw water for the golf courses at Lake Arlington and Tierra Verde, and for gas drilling activities. Rates for the two golf courses are the current City of Arlington raw water rates plus an administrative fee. Rates for gas drilling activities are the current construction meter water rates. The difference between the first and second tiers is transferred to the Water Rate Stabilization Fund.

The enabling documentation is contained in the contract between the City and the city of Mansfield, Ordinance 13-049, and Resolution 84-683.

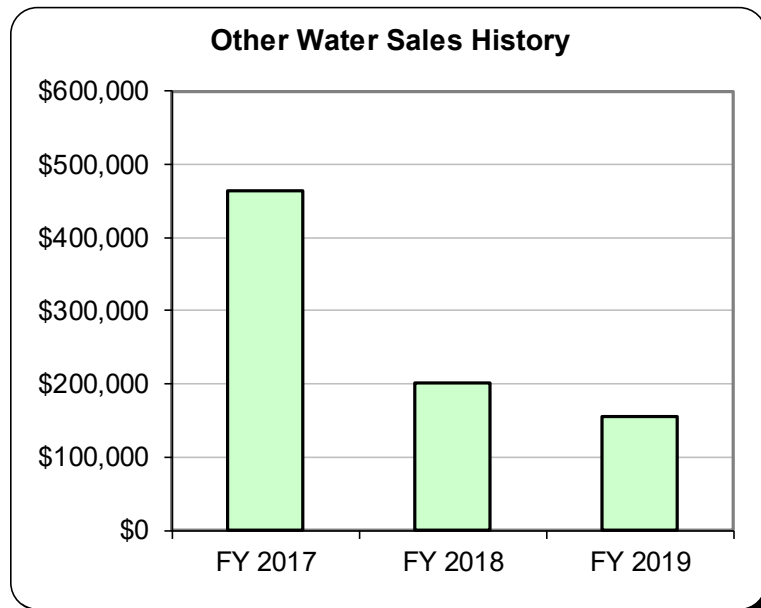
Revenue Code:

5000-41413 - Water Utilities Fund

Revenue History

FY 2017	\$463,781
FY 2018	\$201,296
FY 2019	\$155,362

Figures for the most recent year are unaudited.





2020 Revenue Manual

Water Utilities Fund

Water Sales - Reclaimed Water

Responsible Department: Water Utilities

Reclaimed water is non-drinkable, highly treated wastewater that can be used for a variety of purposes, including irrigation, gas well fracturing, ornamental water features, and industrial heating, cooling and cleaning. Its use is subject to quality standards established by the Texas Commission on Environmental Quality. The rate for reclaimed water is \$3.82 per gallon.

The enabling documentation is included in the City Code, Water Chapter, Section 12.01, Ordinance 13-049, and Resolution 19-049.

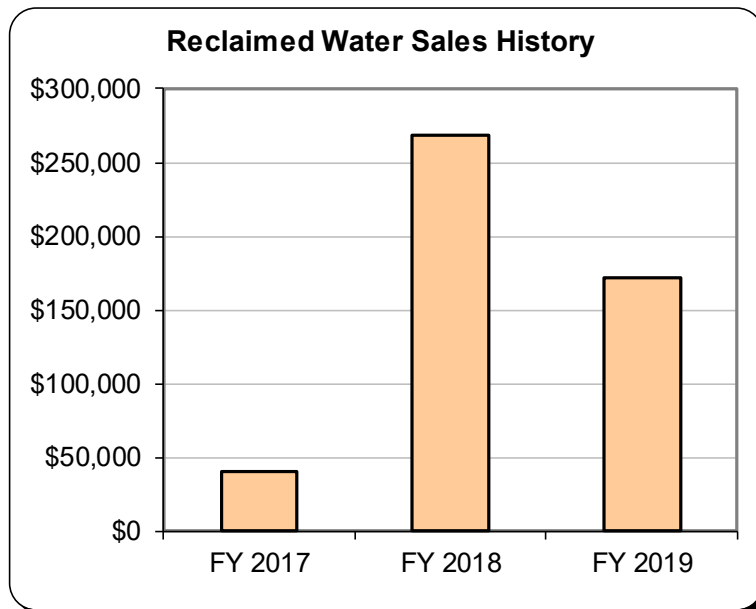
Revenue Code:

5000-41428 - Water Utilities Fund

Revenue History

FY 2017	\$40,510
FY 2018	\$268,299
FY 2019	\$171,585

Figures for the most recent year are unaudited.





2020 Revenue Manual

Water Utilities Fund



Water Sales to Dalworthington Gardens - Entrepreneurial and Other Sales

Responsible Department: Water Utilities

These revenues are received for the sale of treated water to the city of Dalworthington Gardens. The price per unit covers Arlington’s operational and carrying costs related to the provision of treated water.

The enabling legislation is contained in Resolution 15-027 and the accompanying contract between the cities of Arlington and Dalworthington Gardens.

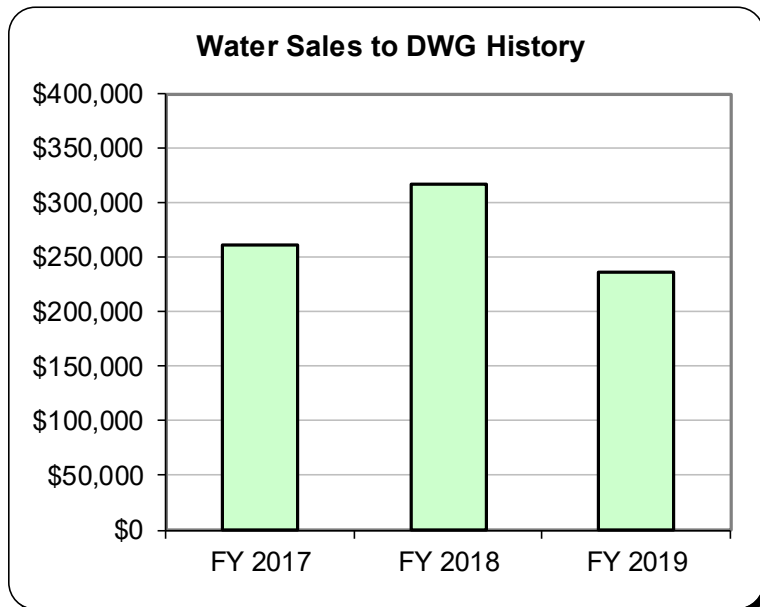
Revenue Code:

- 5000-41429 - Water Utilities, water sales to DWG
- 5000-41433 - Water Utilities, entrepreneurial water sales to DWG

Revenue History

FY 2017	\$262,064
FY 2018	\$317,438
FY 2019	\$236,081

Figures for the most recent year are unaudited.





2020 Revenue Manual

Water Utilities Fund

Water Sales to Bethesda - Entrepreneurial and Other Sales

Responsible Department: Water Utilities

These revenues are received for the sale of treated water to the Bethesda Water Supply Corporation. The price per unit covers Arlington’s operational and carrying costs related to the provision of treated water.

The enabling legislation is contained in Resolution 15-296 and the accompanying contract between the City of Arlington and the Bethesda Water Supply Corporation.

Revenue Code:

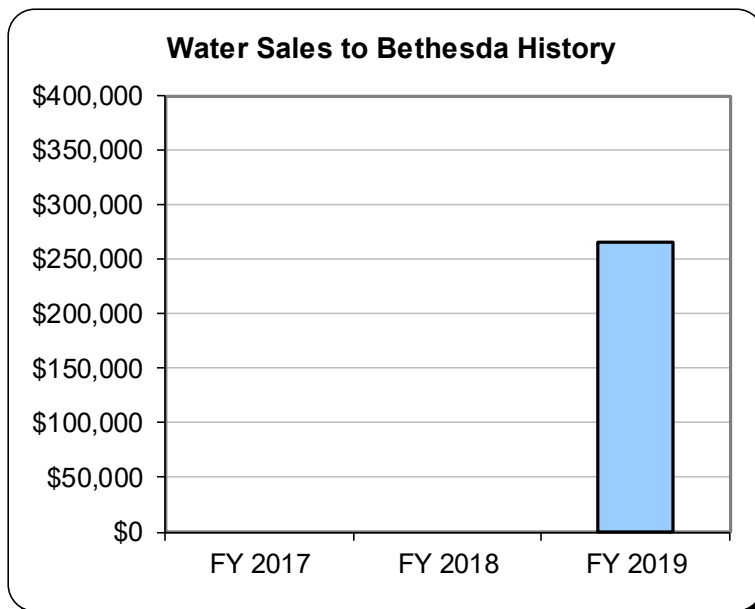
5000-41434 - Water Utilities, water sales to BWSC

5000-41435 - Water Utilities, entrepreneurial water sales to BWSC

Revenue History

FY 2017	\$0
FY 2018	\$0
FY 2019	\$265,097

Figures for the most recent year are unaudited.





2020 Revenue Manual

Water Utilities Fund

Water Sales to Kennedale - Entrepreneurial and Other Sales

Responsible Department: Water Utilities

These revenues are received for the sale of treated water to the city of Kennedale. The price per unit covers Arlington’s operational and carrying costs related to the provision of treated water. Revenues are scheduled to begin in FY 2020.

The enabling legislation is contained in Resolution 19-077 and the accompanying contract between the cities of Arlington and Kennedale.

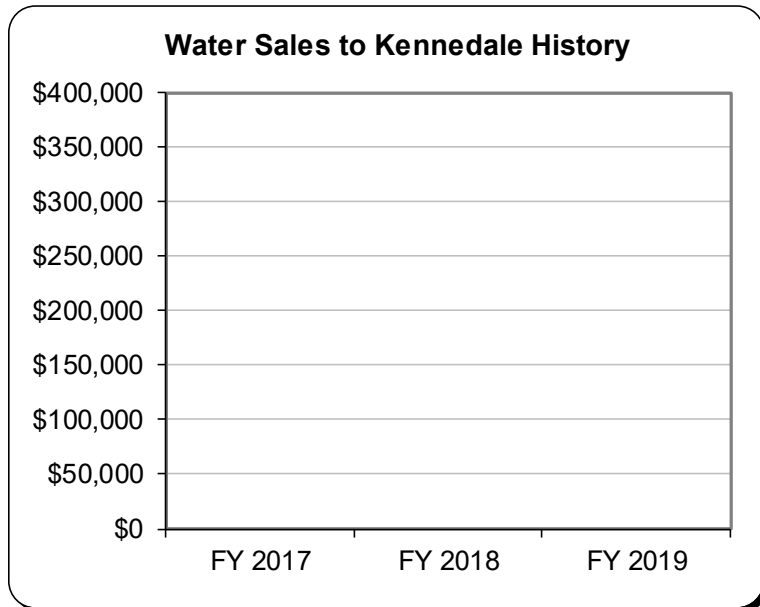
Revenue Code:

- 5000-41437 - Water Utilities, water sales to Kennedale
- 5000-41438 - Water Utilities, entrepreneurial water sales to Kennedale

Revenue History

FY 2017	\$0
FY 2018	\$0
FY 2019	\$0

Figures for the most recent year are unaudited.





2020 Revenue Manual

Water Utilities Fund

Kennedale Operations and Maintenance

Responsible Department: Water Utilities

The department receives an annual fee, paid in 12 monthly installments, for the operation and maintenance of the city of Kennedale’s water distribution and wastewater collection systems. The 20-year agreement has a five-year initial term and reviews for renewal every five years.

The enabling legislation is contained in Resolution 19-078 and the accompanying contract between the cities of Arlington and Kennedale.

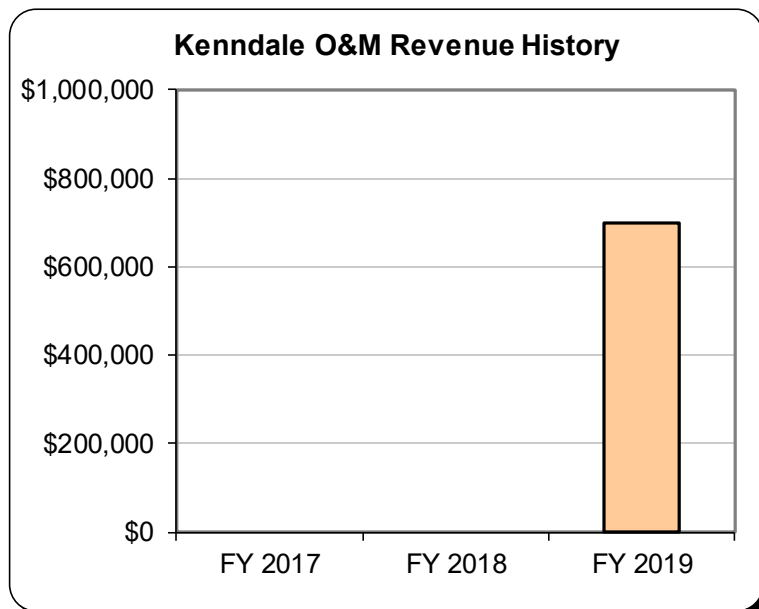
Revenue Code:

5000-41436 - Water Utilities Fund

Revenue History

FY 2017	\$0
FY 2018	\$0
FY 2019	\$700,312

Figures for the most recent year are unaudited.





2020 Revenue Manual

Water Utilities Fund



Water Taps

Responsible Department: Water Utilities

These revenues are received for each new tap installed on a water main. The charge is determined by the size of the connection and meter, and includes placing the tap and furnishing and installing the meter and box. The fees are calculated individually per job.

The enabling legislation is in the City Code, Water Chapter, Section 3.03, Ordinance 95-118, and Resolution 19-252.

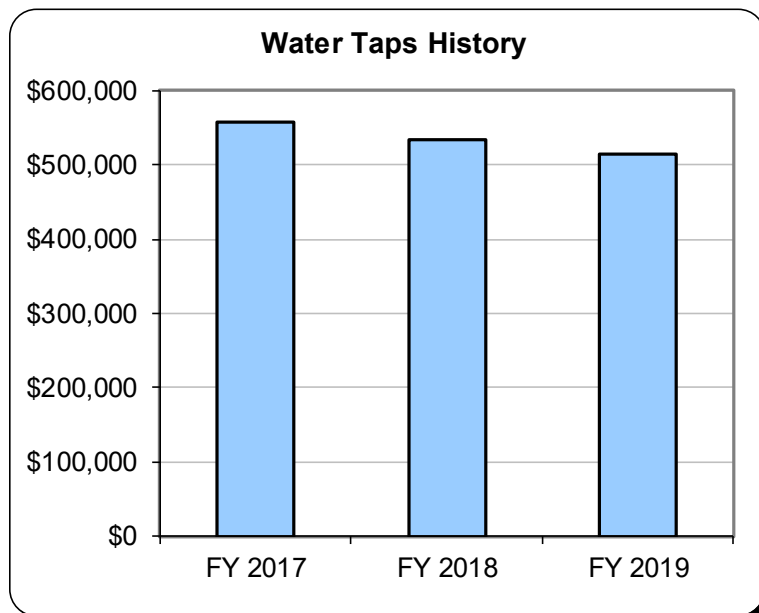
Revenue Code:

5000-41417 - Water Utilities Fund

Revenue History

FY 2017	\$557,027
FY 2018	\$533,344
FY 2019	\$513,785

Figures for the most recent year are unaudited.



Convention and Event Services

Audio-Visual Revenue

Responsible Department: Convention and Event Services

Fees are charged by the Esports Stadium’s contracted audio-visual company for AV rental and services to clients in the Esports Stadium. Thirty-five percent of the gross revenue received for audio-visual services by the audio-visual contractor for equipment rental is returned to the City, and 20 percent of the gross revenue received by the audio-visual contractor for exclusive professional management (rigging and operating services) is returned to the City.

The enabling documentation is contained in the Esports Stadium’s operating and pricing policies.

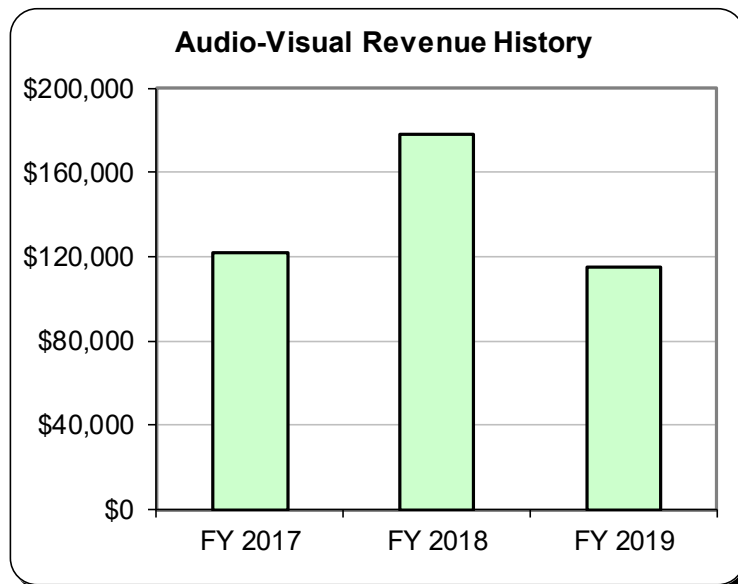
Revenue Code:

3040-41913 - Convention and Event Services

Revenue History

FY 2017	\$122,190
FY 2018	\$178,065
FY 2019	\$115,080

Figures for the most recent year are unaudited.



2020 Revenue Manual *Convention & Event Services*

Catering Revenue

Responsible Department: Convention and Event Services

These revenues are received from catering services provided to clients through a management contract with a catering company.

The enabling documentation is contained in the Esports Stadium's operating and pricing policies.

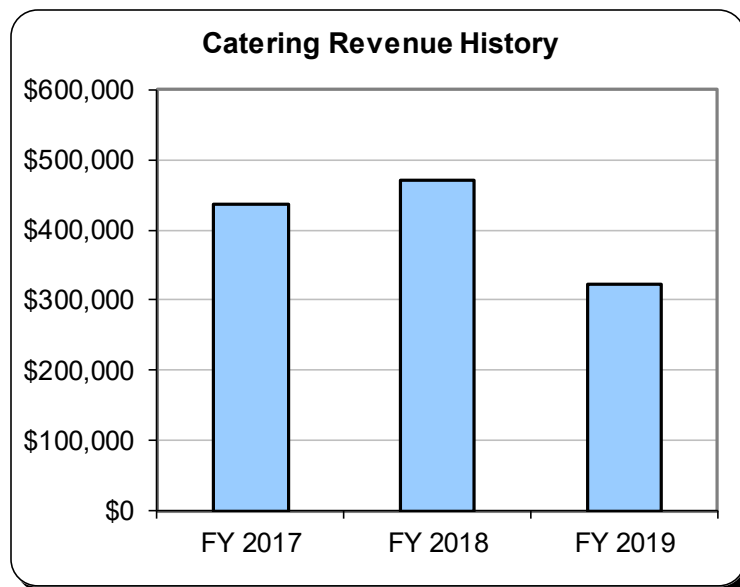
Revenue Code:

3040-41901 - Convention and Event Services

Revenue History

FY 2017	\$436,609
FY 2018	\$470,886
FY 2019	\$322,911

Figures for the most recent year are unaudited.





2020 Revenue Manual *Convention & Event Services*

Communication Services

Responsible Department: Convention and Event Services

Exhibitors and tenants who wish to rent telephones, teleconferencing or other communications equipment pre-pay a rental fee for these services, as follows:

- \$105 per phone line
- \$100 per day for cable television connection
- \$3,500 per day for premium dedicated client WiFi network
- \$100 per day for 5 mbps ethernet connection, \$200 per day for 10 mbps ethernet connection
- \$250 for ISDN line

The enabling documentation is contained in the Esports Stadium’s operating and pricing policies.

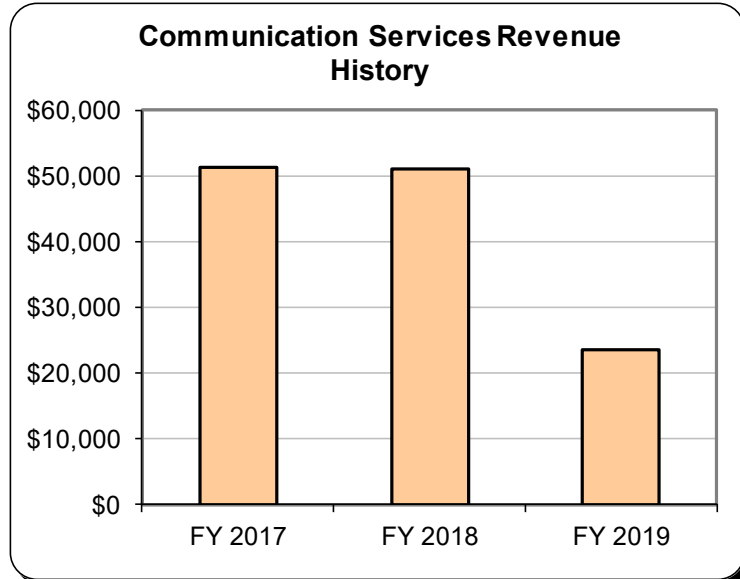
Revenue Code:

3040-41906 - Convention and Event Services

Revenue History

FY 2017	\$51,325
FY 2018	\$50,929
FY 2019	\$23,481

Figures for the most recent year are unaudited.





2020 Revenue Manual *Convention & Event Services*

Concessionaire Reimbursements

Responsible Department: Convention and Event Services

The concessionaire at the Esports Stadium reimburses the City for the cost of utilities and pest control services. The City receives one percent of the gross revenues generated by the concessionaire at the Esports Stadium to offset utility expenses, and also receives a reimbursement equal to one-third of the Stadium’s expenditures for pest control services.

The enabling documentation is contained in the Esports Stadium’s operating and pricing policies.

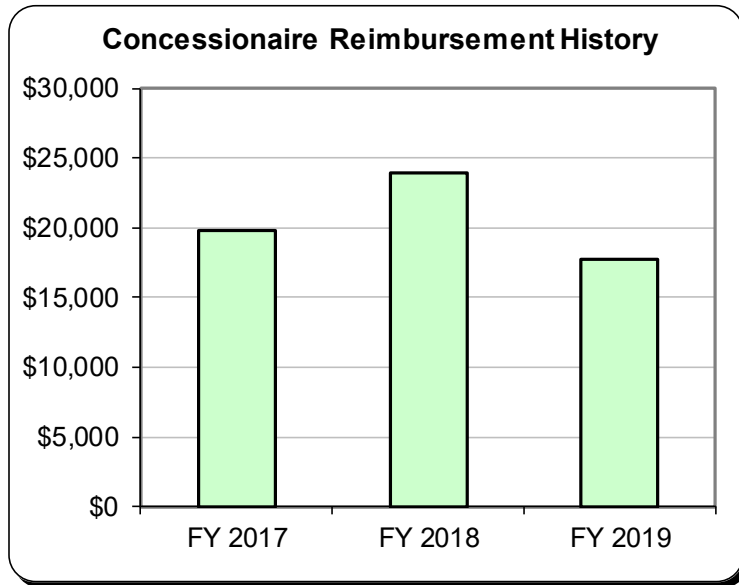
Revenue Code:

3040-41912 - Convention and Event Services

Revenue History

FY 2017	\$19,857
FY 2018	\$23,908
FY 2019	\$17,788

Figures for the most recent year are unaudited.





2020 Revenue Manual

Convention & Event Services

Concessions - Food

Responsible Department: Convention and Event Services

These revenues are received from food sales provided through a management contract with a catering company.

The enabling documentation is contained in the Esports Stadium’s operating and pricing policies.

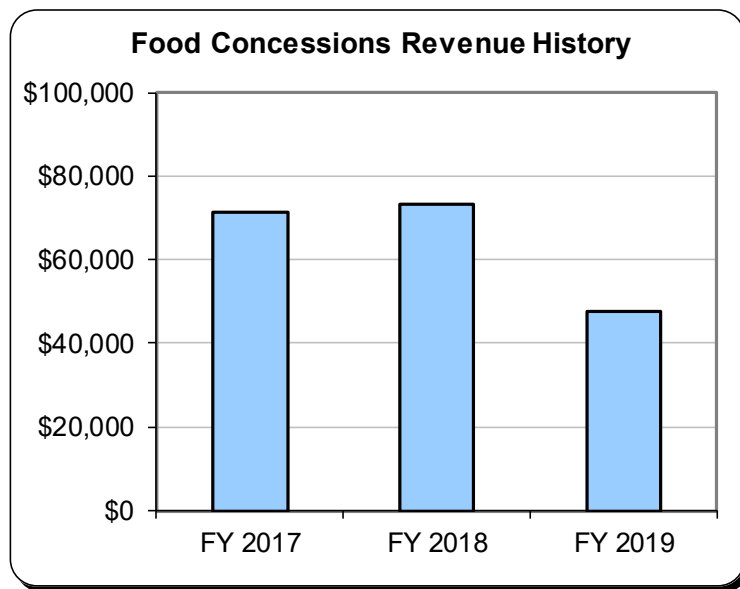
Revenue Code:

3040-41903 - Convention and Event Services

Revenue History

FY 2017	\$71,442
FY 2018	\$73,143
FY 2019	\$47,718

Figures for the most recent year are unaudited.





2020 Revenue Manual *Convention & Event Services*

Concessions - Liquor

Responsible Department: Convention and Event Services

These revenues are received from sales of alcohol provided to clients through a management contract with a catering company.

The enabling documentation is contained in the Esports Stadium’s operating and pricing policies.

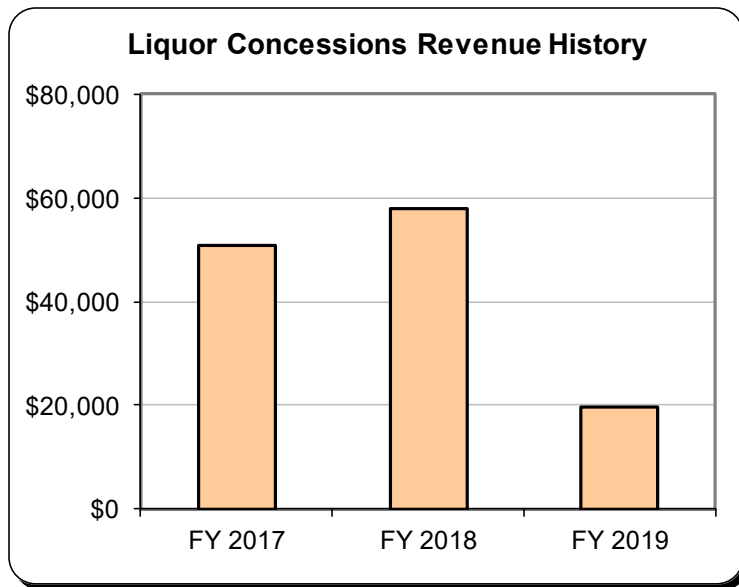
Revenue Code:

3040-41902 - Convention and Event Services

Revenue History

FY 2017	\$50,860
FY 2018	\$58,051
FY 2019	\$19,710

Figures for the most recent year are unaudited.





2020 Revenue Manual *Convention & Event Services*

Event Labor and Expenses

Responsible Department: Convention and Event Services

These revenues are from fees charged to clients for miscellaneous event labor, and are charged at the rate of \$40 per hour.

The enabling documentation is contained in the Esports Stadium’s operating and pricing policies.

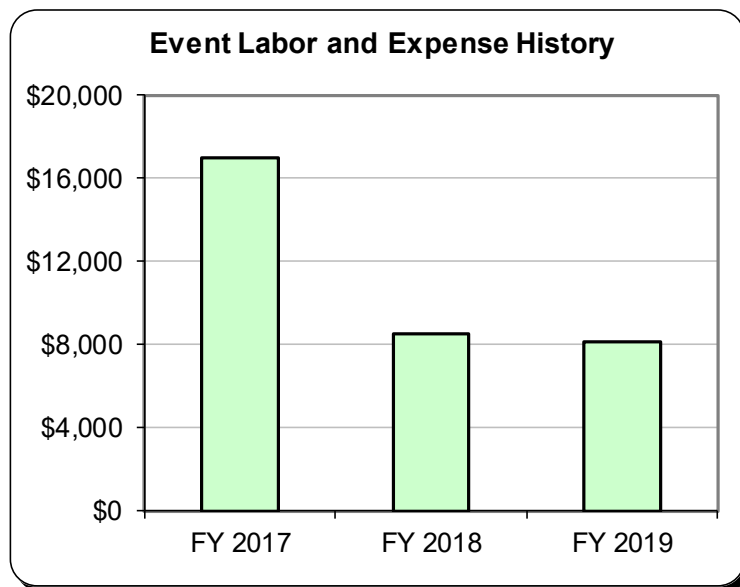
Revenue Code:

3040-41900 – Convention and Event Services

Revenue History

FY 2017	\$16,966
FY 2018	\$8,550
FY 2019	\$8,120

Figures for the most recent year are unaudited.





2020 Revenue Manual *Convention & Event Services*

Hotel Occupancy Tax

Responsible Department: Finance, Convention & Event Services

These revenues are received from the tax on the cost of occupying a hotel or motel room within the City. The tax is collected by the hotel/motel operator and forwarded to the City on a quarterly basis. The total tax is 13 percent, with the City retaining 7 percent and the state receiving 6 percent. The City also collects an additional 2 percent as a Venue Tax to contribute to paying for the new Cowboys Stadium, which is deposited in revenue account 2002-40702. The revenues shown below represent only the 7 percent portion.

The enabling legislation is Ordinance 93-230 and Resolution 04-117.

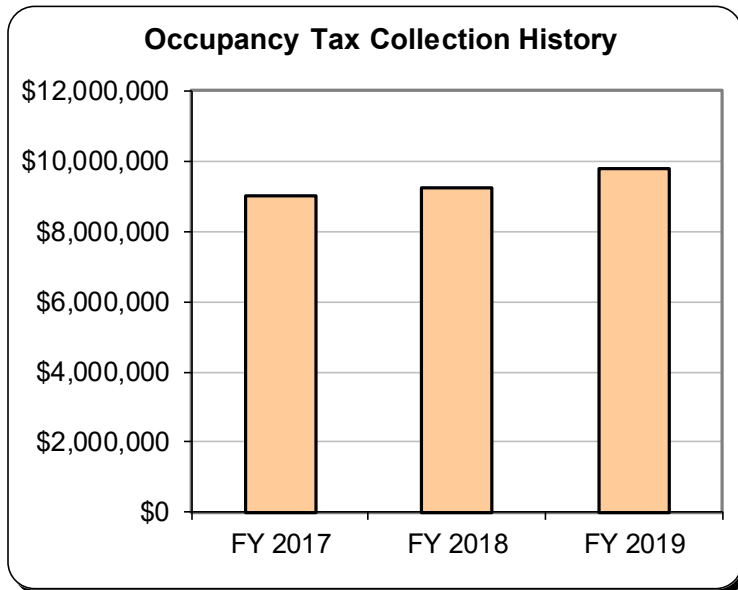
Revenue Code:

3040-40702 - Convention and Event Services

Revenue History

FY 2017	\$8,991,541
FY 2018	\$9,255,556
FY 2019	\$9,794,763

Figures for the most recent year are unaudited.





2020 Revenue Manual

Convention & Event Services

Miscellaneous Revenues

Responsible Department: Convention and Event Services

These revenues are from fees charged to clients for event services such as copies and faxes, miscellaneous charges not included in equipment rental, and retained sales tax revenues.

The enabling documentation is contained in the Esports Stadium’s operating and pricing policies.

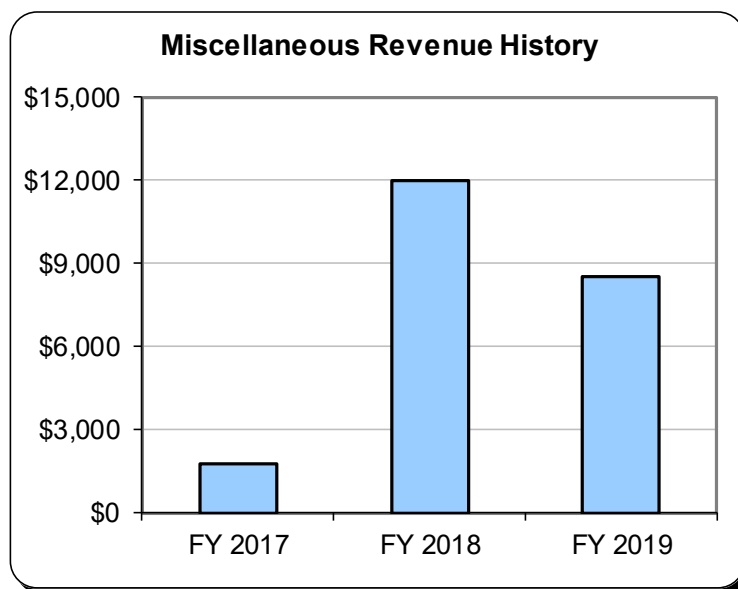
Revenue Code:

3040-46301 - Convention and Event Services

Revenue History

FY 2017	\$1,773
FY 2018	\$12,000
FY 2019	\$8,530

Figures for the most recent year are unaudited.



2020 Revenue Manual Convention & Event Services

Parking Revenue

Responsible Department: Convention and Event Services

Attendees at the Esports Stadium are charged for parking, as follows:

- \$5 per car
- \$10 for oversized vehicles

The enabling documentation is contained in the Esports Stadium’s operating and pricing policies.

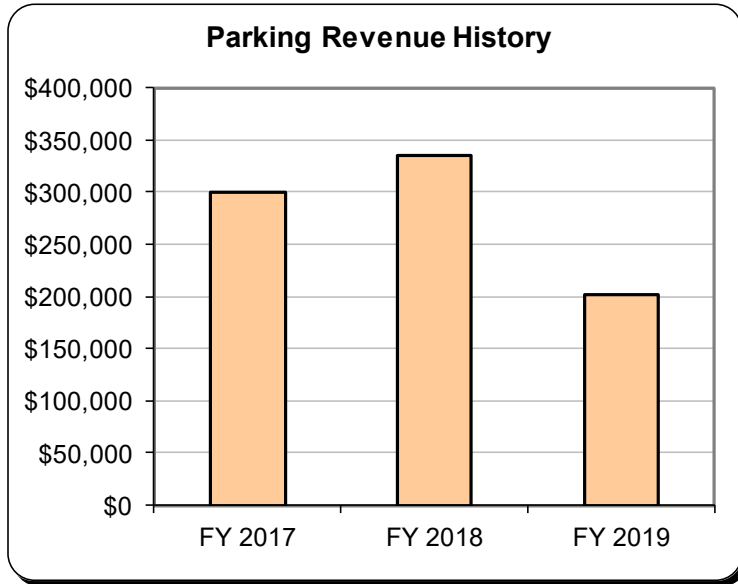
Revenue Code:

3040-41916 - Convention and Event Services

Revenue History

FY 2017	\$299,665
FY 2018	\$335,593
FY 2019	\$202,343

Figures for the most recent year are unaudited.





2020 Revenue Manual

Convention & Event Services

Parking Revenue - Special Events

Responsible Department: Convention and Event Services

These parking fees are received from attendees at events in the Entertainment District. When the Esports Stadium is not in use, those attending special events are charged for parking at rates determined by the type of event and market demand.

The enabling documentation is contained in the Esports Stadium’s operating and pricing policies.

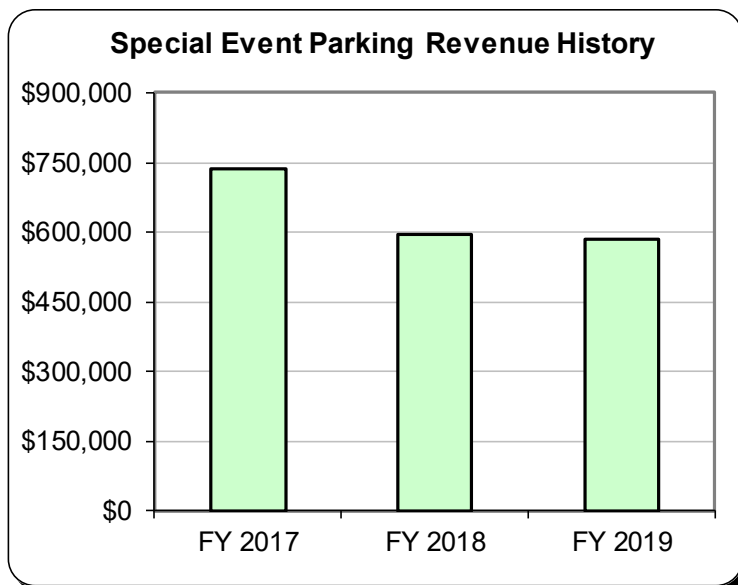
Revenue Code:

3040-41917 - Convention and Event Services

Revenue History

FY 2017	\$736,556
FY 2018	\$596,343
FY 2019	\$584,507

Figures for the most recent year are unaudited.





2020 Revenue Manual *Convention & Event Services*

Rental - Stadium

Responsible Department: Convention and Event Services

The City receives revenue from the rental of the Stadium at the Esports Stadium. The rental fees are as follows:

- \$2,500 - \$5,000 per day for entire Stadium
- \$1,000 per day (each) for Stadium Sections I, II, and III
- \$500 per move-in/move-out day (each) for Stadium Sections I, II, and III
- \$2,000 per day for Stadium Section IV
- \$1,000 per move-in/move-out day for Stadium Section IV
- \$10,000 per event day for use of built-in stage and audio/visual equipment

The enabling documentation is contained in the Esports Stadium’s operating and pricing policies.

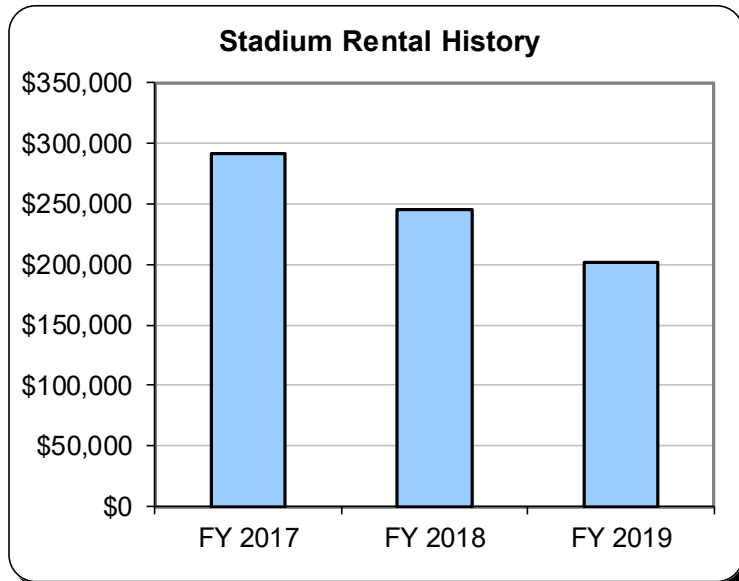
Revenue Code:

3040-41908 - Convention and Event Services

Revenue History

FY 2017	\$291,189
FY 2018	\$245,500
FY 2019	\$201,171

Figures for the most recent year are unaudited.





2020 Revenue Manual

Convention & Event Services

Rental - Equipment

Responsible Department: Convention and Event Services

Fees are charged for the rental of various types of equipment at the Esports Stadium, as follows:

- Forklift with operator - \$100 per hour, one hour minimum
- High reach with operator - \$100 per hour, one hour minimum
- Tables - \$5 per day
- Chairs - \$2 per day
- Stage - \$20 per section, per show

The enabling documentation is contained in the Esports Stadium’s operating and pricing policies.

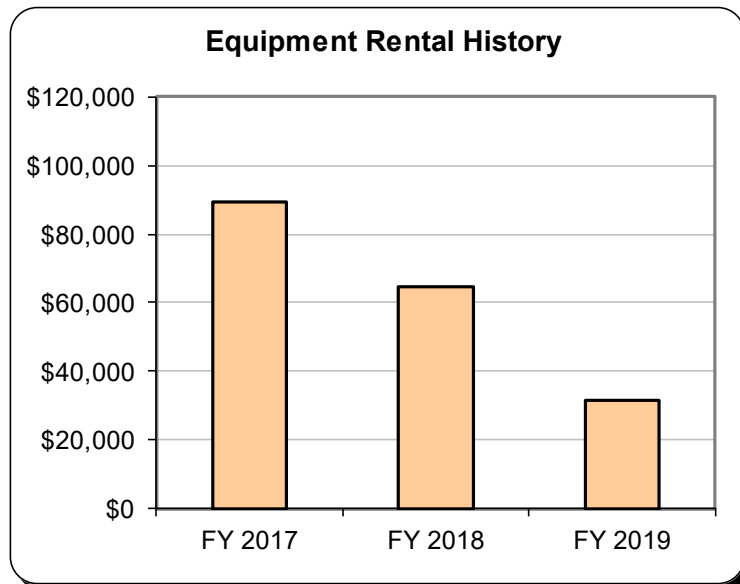
Revenue Code:

3040-41911 - Convention and Event Services

Revenue History

FY 2017	\$89,142
FY 2018	\$64,461
FY 2019	\$31,384

Figures for the most recent year are unaudited.





2020 Revenue Manual *Convention & Event Services*

Rental - Exhibit Hall

Responsible Department: Convention and Event Services

The City receives revenue from the rental of the Exhibit Hall areas at the Esports Stadium. The rental fees are as follows:

- \$3,500 per show day for entire Exhibit Hall (Areas E1 - E4)
- \$1,750 per move-in/move-out day for entire Exhibit Hall (Areas E1 - E4)
- \$2,400 per show day for Area E1
- \$1,200 per move-in/move-out day for Area E1
- \$700 per show day for each, Areas E2 - E4
- \$350 per move-in/move-out day for each, Areas E2 - E4

The enabling documentation is contained in the Esports Stadium’s operating and pricing policies.

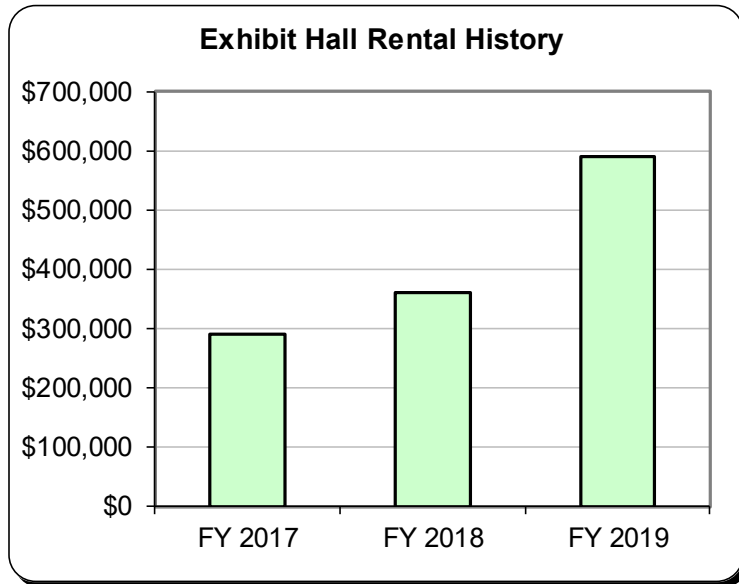
Revenue Code:

3040-41907 - Convention and Event Services

Revenue History

FY 2017	\$291,651
FY 2018	\$360,550
FY 2019	\$589,401

Figures for the most recent year are unaudited.



2020 Revenue Manual Convention & Event Services

Security Revenue

Responsible Department: Convention Center

Security fees are received from the Esports Stadium’s contracted crowd management company. The facility receives 10 percent of the fee charged to the client for crowd management at events.

The enabling documentation is contained in the Esports Stadium’s operating and pricing policies.

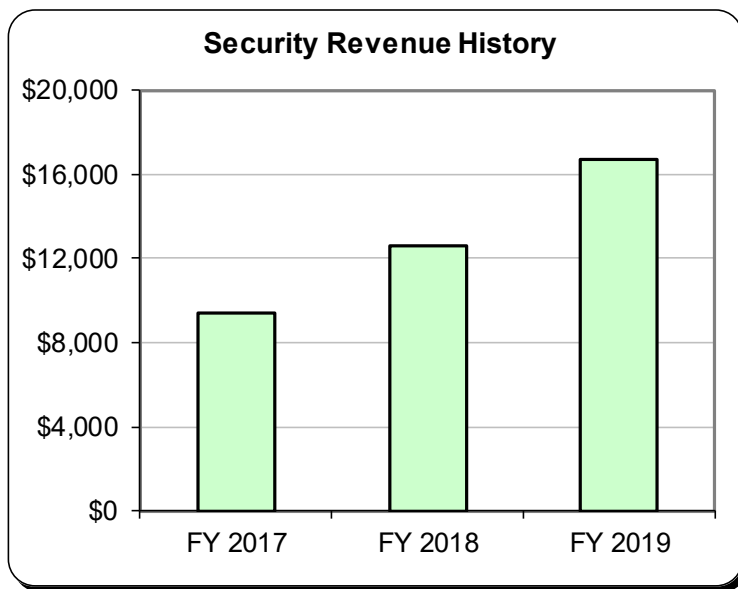
Revenue Code:

3040-41918 - Convention and Event Services

Revenue History

FY 2017	\$9,415
FY 2018	\$12,601
FY 2019	\$16,679

Figures for the most recent year are unaudited.





2020 Revenue Manual *Convention & Event Services*

Stadium Rent and Naming Rights

Responsible Department: Convention and Event Services, Finance

The City receives an annual payment of \$500,000 representing its portion of the revenues derived from the sale of naming rights for AT&T Stadium. The City also receives rental payments from the Dallas Cowboys in the amount of \$2.0 million annually.

The enabling documentation is contained in the master agreement between the City and the Dallas Cowboys.

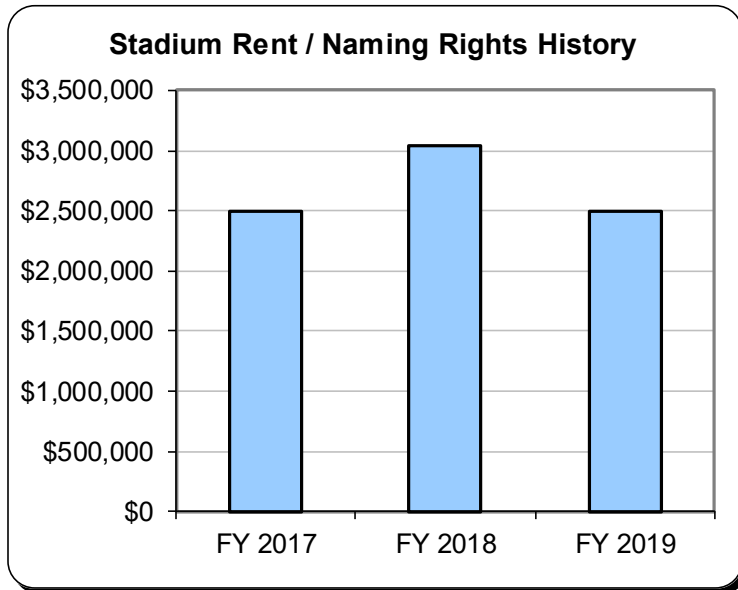
Revenue Codes:

- 3040-45522 - Convention and Event Services, Stadium Rent
- 3040-45531 - Convention and Event Services, Stadium Naming Rights

Revenue History

FY 2017	\$2,500,000
FY 2018	\$3,042,026
FY 2019	\$2,500,000

Figures for the most recent year are unaudited.





2020 Revenue Manual Convention & Event Services

Utility Services

Responsible Department: Convention and Event Services

These fees are charged to exhibitors for electricity, compressed air, water and drainage services ordered for events. The rates are as follows:

- Electricity 20 amps (duplex plug) - \$60 in advance, \$85 for a floor order
- Electricity usage, 6 kWh - \$150 in advance, \$200 for a floor order
- Electricity usage, 10 kWh - \$200 in advance, \$250 for a floor order
- Electricity usage, 20 kWh - \$275 in advance, \$325 for a floor order
- Electricity usage, 35 kWh - \$300 in advance, \$350 for a floor order
- Electricity usage, 100 amps - must be paid in advance (no floor order available). The facility should be contacted for pricing.
- Compressed air - \$125 per connection in advance, \$250 per connection for a floor order
- Water - \$100 per connection in advance, \$175 per connection for a floor order
- Drainage - \$75 per connection in advance, \$150 per connection for a floor order

The enabling documentation is contained in the Esports Stadium’s operating and pricing policies.

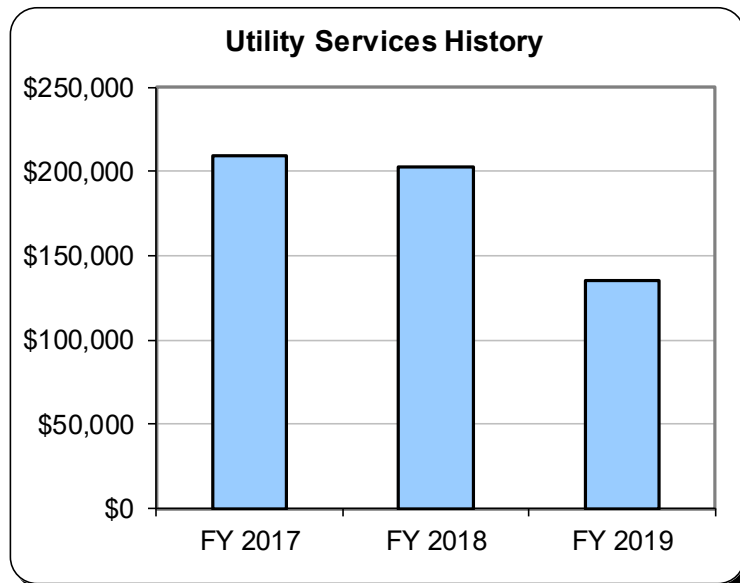
Revenue Code:

3040-41905 - Convention and Event Services

Revenue History

FY 2017	\$209,338
FY 2018	\$202,832
FY 2019	\$135,764

Figures for the most recent year are unaudited.





2020 Revenue Manual
Convention & Event Services





2020 Revenue Manual

Park Performance Fund

Parks & Recreation

Administrative Revenues

Responsible Department: Parks and Recreation

These revenues are received from participants in the “Daddy Daughter Dance”.

The enabling documentation is contained in the Parks and Recreation Department’s operating and pricing policies.

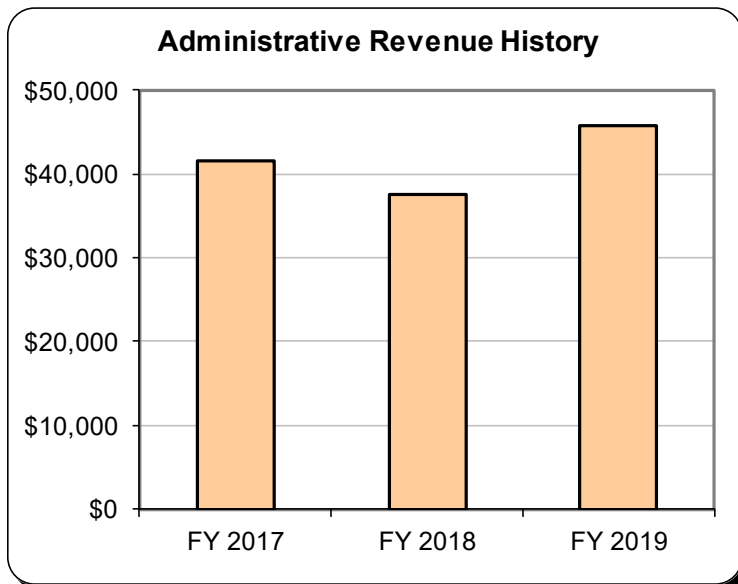
Revenue Code:

500701-41000 - Park Performance Fund

Revenue History

FY 2017	\$41,503
FY 2018	\$37,580
FY 2019	\$45,684

Figures for the most recent year are unaudited.





2020 Revenue Manual *Park Performance Fund*

Adult Sports

Responsible Department: Parks and Recreation

These fees are received from participants in adult sports programs.

The enabling documentation is contained in the Parks and Recreation Department’s operating and pricing policies.

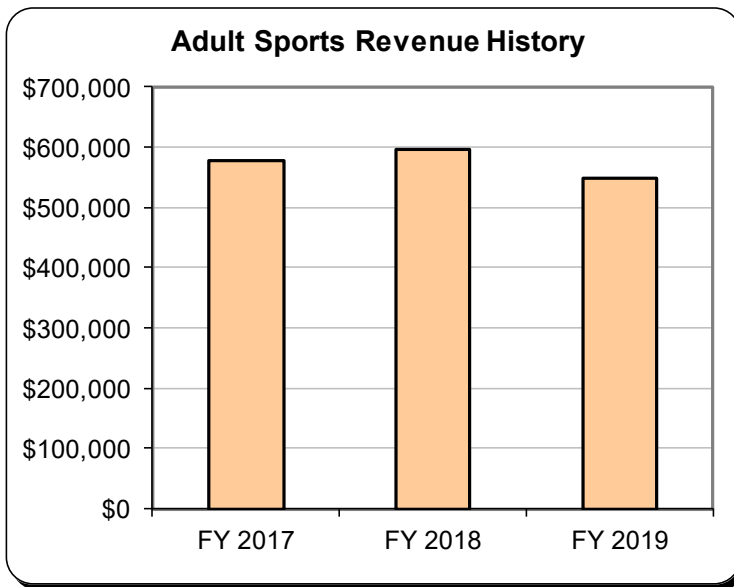
Revenue Code:

500301-41000 - Park Performance Fund

Revenue History

FY 2017	\$577,765
FY 2018	\$595,965
FY 2019	\$547,717

Figures for the most recent year are unaudited.





2020 Revenue Manual

Park Performance Fund

Allen Bolden Pool

Responsible Department: Parks and Recreation

These revenues are received from program participation and retail sales at Allen Bolden Pool.

The enabling documentation is contained in the Parks and Recreation Department’s operating and pricing policies.

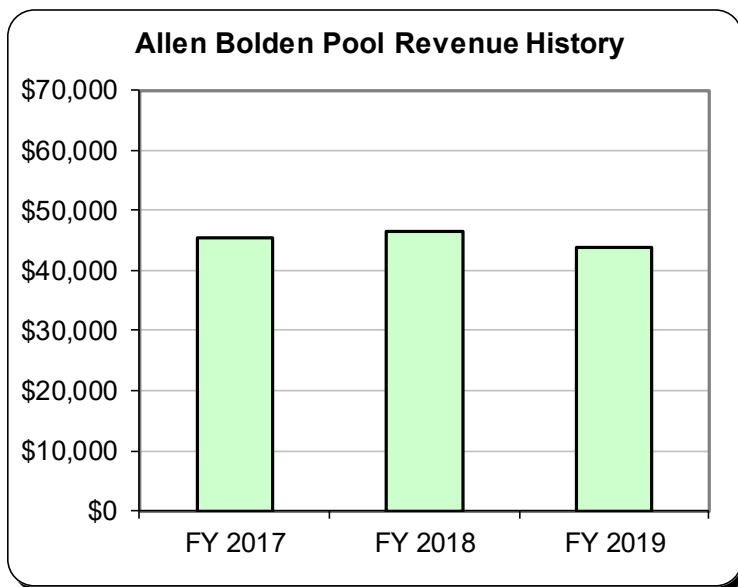
Revenue Code:

504106-41020 - Park Performance Fund

Revenue History

FY 2017	\$45,487
FY 2018	\$46,454
FY 2019	\$43,771

Figures for the most recent year are unaudited.





2020 Revenue Manual

Park Performance Fund



Naturally Fit Program

Responsible Department: Parks and Recreation

These revenues are received from employee participants in the Naturally Fit Program.

The enabling documentation is contained in the Parks and Recreation Department’s operating and pricing policies.

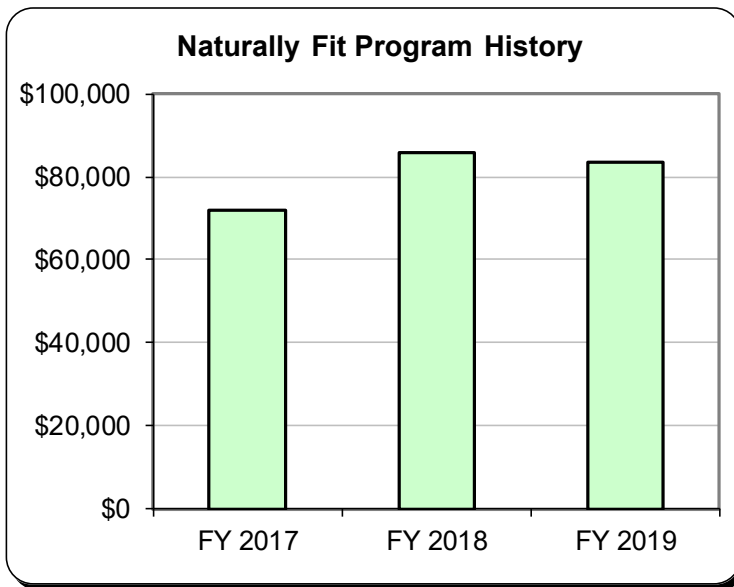
Revenue Code:

500701-41030 - Park Performance Fund

Revenue History

FY 2017	\$71,767
FY 2018	\$86,000
FY 2019	\$83,661

Figures for the most recent year are unaudited.





2020 Revenue Manual

Park Performance Fund

Aquatics - Swim Pass Revenue

Responsible Department: Parks and Recreation

These revenues are received from the sale of swimming passes at the City’s pools.

The enabling documentation is contained in the Parks and Recreation Department’s operating and pricing policies.

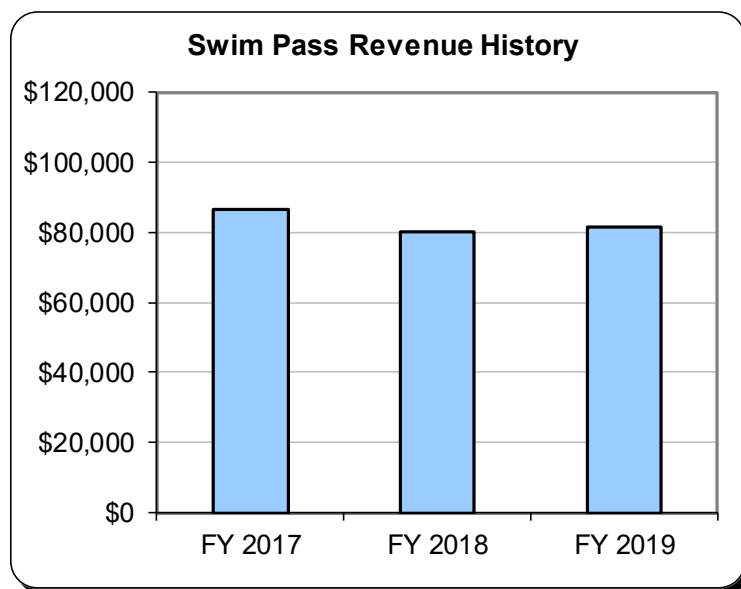
Revenue Code:

504101-41003 - Park Performance Fund

Revenue History

FY 2017	\$86,365
FY 2018	\$80,170
FY 2019	\$81,611

Figures for the most recent year are unaudited.





2020 Revenue Manual

Park Performance Fund



Arlington Tennis Center

Responsible Department: Parks and Recreation

These revenues are received from program participation and tennis shop retail sales at the Arlington Tennis Center.

The enabling documentation is contained in the Parks and Recreation Department’s operating and pricing policies.

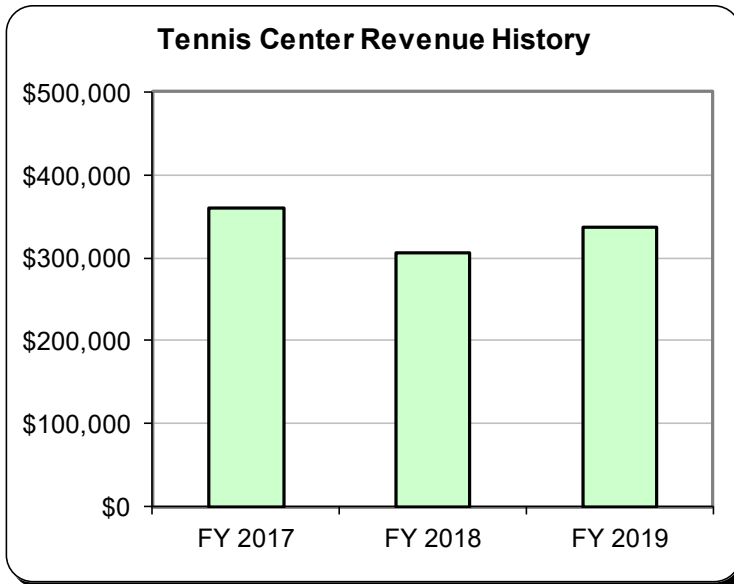
Revenue Code:

500401-41000 - Park Performance Fund

Revenue History

FY 2017	\$360,448
FY 2018	\$305,842
FY 2019	\$336,776

Figures for the most recent year are unaudited.



2020 Revenue Manual *Park Performance Fund*

Athletic Programs - Recreation Centers

Responsible Department: Parks and Recreation

These fees are received from participants in programs at Elzie Odom Athletic Center.

The enabling documentation is contained in the Parks and Recreation Department’s operating and pricing policies.

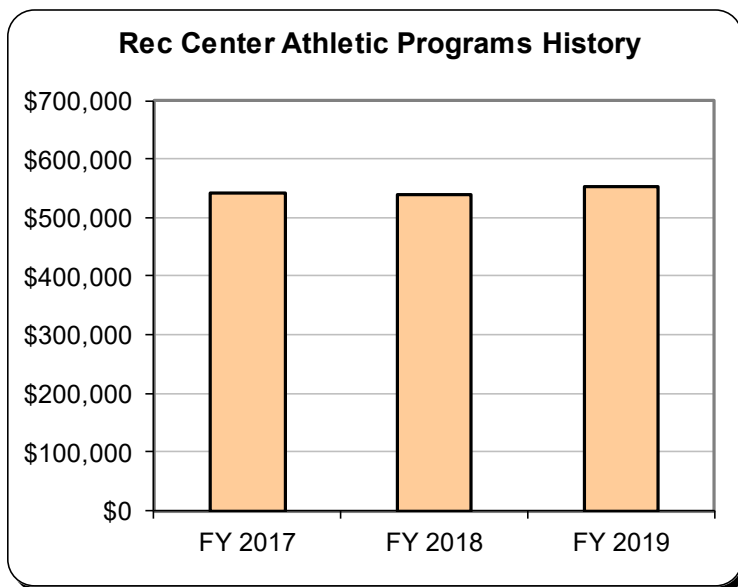
Revenue Code:

500205-41000 - Park Performance Fund

Revenue History

FY 2017	\$541,593
FY 2018	\$539,460
FY 2019	\$553,780

Figures for the most recent year are unaudited.





2020 Revenue Manual

Park Performance Fund



Bad Koenigshofen Pool

Responsible Department: Parks and Recreation

These revenues are received from program participation and retail sales at Bad Koenigshofen Pool.

The enabling documentation is contained in the Parks and Recreation Department's operating and pricing policies.

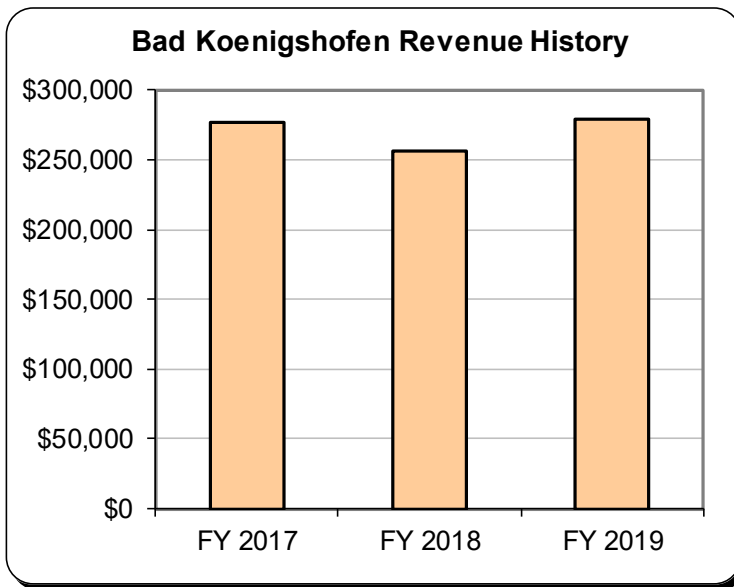
Revenue Code:

504108-41021 - Park Performance Fund

Revenue History

FY 2017	\$276,643
FY 2018	\$256,079
FY 2019	\$279,497

Figures for the most recent year are unaudited.





2020 Revenue Manual

Park Performance Fund

Bob Duncan Center

Responsible Department: Parks and Recreation

These revenues are received from facility rentals at Bob Duncan Center.

The enabling documentation is contained in the Parks and Recreation Department’s operating and pricing policies.

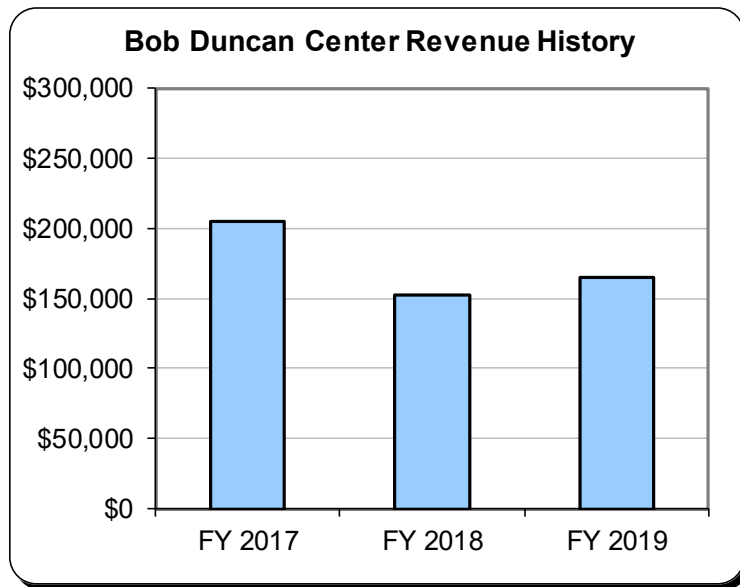
Revenue Code:

505101-41002 - Park Performance Fund

Revenue History

FY 2017	\$204,829
FY 2018	\$151,998
FY 2019	\$165,048

Figures for the most recent year are unaudited.





2020 Revenue Manual

Park Performance Fund

Cliff Nelson Recreation Center

Responsible Department: Parks and Recreation

These fees are received from recreation program participants at the Cliff Nelson Recreation Center.

The enabling documentation is contained in the Parks and Recreation Department’s operating and pricing policies.

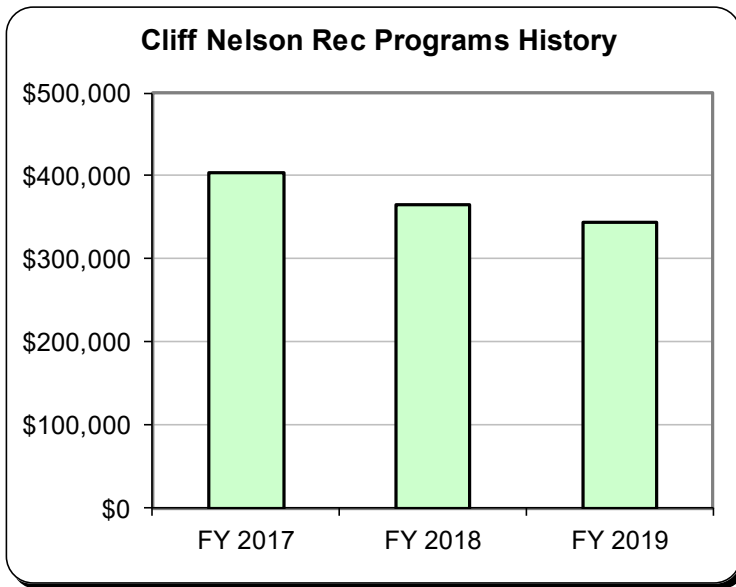
Revenue Code:

500203-41000 - Park Performance Fund

Revenue History

FY 2017	\$404,407
FY 2018	\$365,564
FY 2019	\$344,918

Figures for the most recent year are unaudited.





2020 Revenue Manual

Park Performance Fund

Texas Rangers Golf Club - Course Fees

Responsible Department: Parks and Recreation

These fees are charged to play the course at Texas Rangers Golf Club.

The enabling documentation is contained in the Parks and Recreation Department’s operating and pricing policies. The name change from Ditto Golf Course to Texas Rangers Golf Club was adopted by Resolution 18-002.

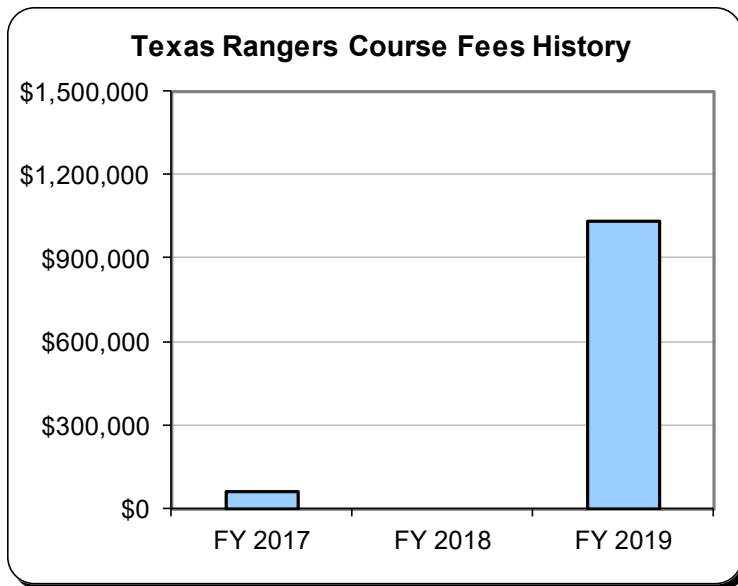
Revenue Code:

501201-41014 - Golf Performance Fund

Revenue History

FY 2017	\$60,135
FY 2018	\$0
FY 2019	\$1,033,173

Figures for the most recent year are unaudited.





2020 Revenue Manual

Park Performance Fund



Texas Rangers Golf Club - Alcoholic Beverage Sales

Responsible Department: Parks and Recreation

These revenues are received from the sale of alcoholic beverages at the Texas Rangers Golf Club Pro Shop.

The enabling documentation is contained in the Parks and Recreation Department’s operating and pricing policies.

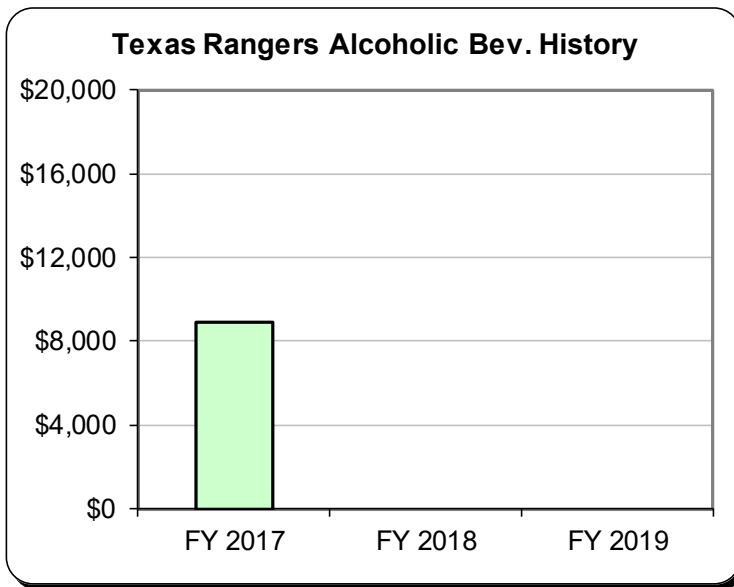
Revenue Code:

501202-41017 - Golf Performance Fund

Revenue History

FY 2017	\$8,911
FY 2018	\$0
FY 2019	\$0

Figures for the most recent year are unaudited.





2020 Revenue Manual

Park Performance Fund

Texas Rangers Golf Club Pro Shop - Food and Beverage Sales

Responsible Department: Parks and Recreation

These revenues are received from the sale of food and beverages at the Texas Rangers Golf Club Pro Shop.

The enabling documentation is contained in the Parks and Recreation Department’s operating and pricing policies.

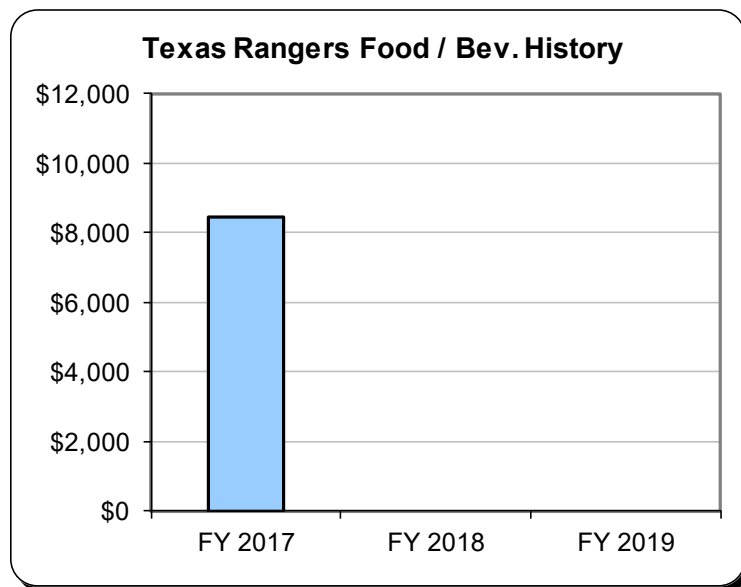
Revenue Code:

501202-41033 - Golf Performance Fund

Revenue History

FY 2017	\$8,442
FY 2018	\$0
FY 2019	\$0

Figures for the most recent year are unaudited.



2020 Revenue Manual *Park Performance Fund*

Texas Rangers Golf Club Pro Shop - Merchandise

Responsible Department: Parks and Recreation

These revenues are received from the sale of merchandise at the Texas Rangers Golf Club Pro Shop.

The enabling documentation is contained in the Parks and Recreation Department’s operating and pricing policies.

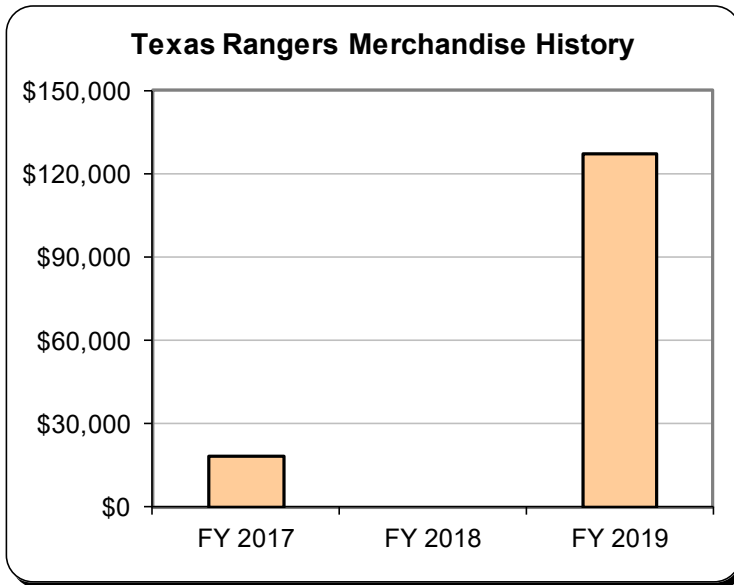
Revenue Code:

501202-41035 - Golf Performance Fund

Revenue History

FY 2017	\$17,915
FY 2018	\$0
FY 2019	\$127,181

Figures for the most recent year are unaudited.





2020 Revenue Manual

Park Performance Fund

Texas Rangers Golf Club Pro Shop - Rentals

Responsible Department: Parks and Recreation

These revenues are received from the rental of equipment at the Texas Rangers Golf Club Pro Shop.

The enabling documentation is contained in the Parks and Recreation Department’s operating and pricing policies.

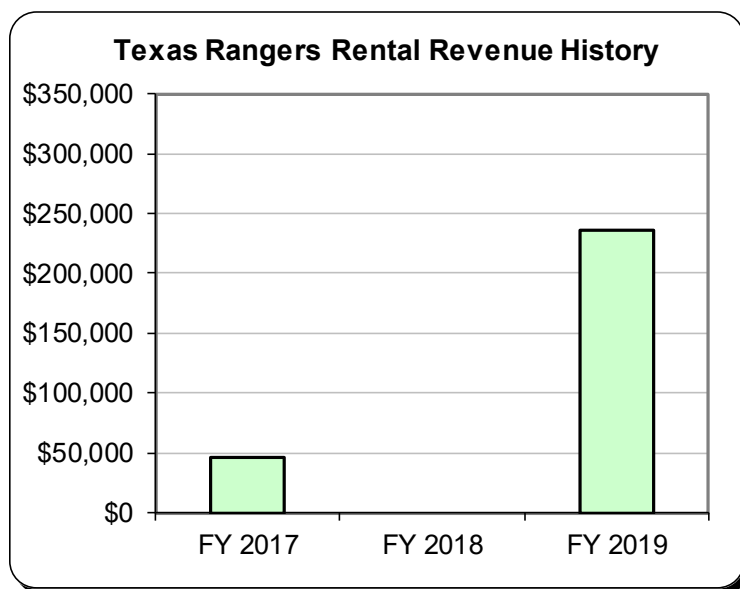
Revenue Code:

501202-41039 - Golf Performance Fund

Revenue History

FY 2017	\$45,730
FY 2018	\$0
FY 2019	\$236,304

Figures for the most recent year are unaudited.





2020 Revenue Manual

Park Performance Fund



Texas Rangers Golf Club Driving Range - Range Fees

Responsible Department: Parks and Recreation

These fees are charged for use of the Texas Rangers Golf Club Driving Range.

The enabling documentation is contained in the Parks and Recreation Department's operating and pricing policies.

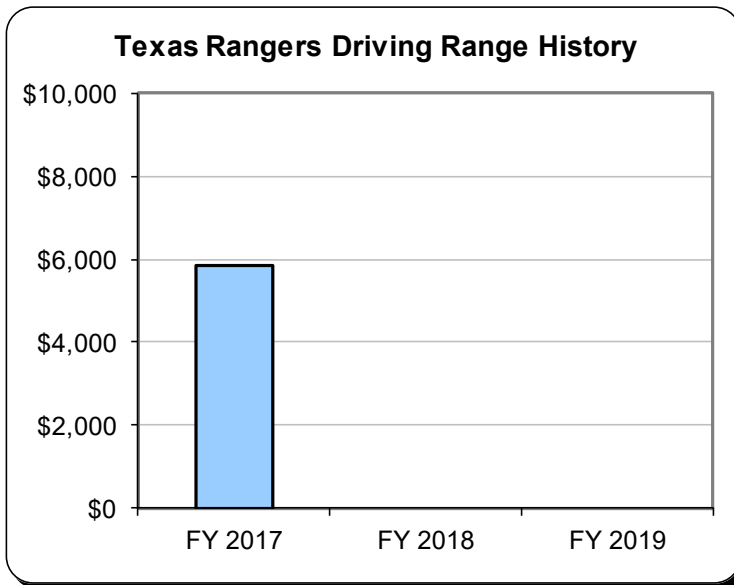
Revenue Code:

501201-41015 - Golf Performance Fund

Revenue History

FY 2017	\$5,852
FY 2018	\$0
FY 2019	\$0

Figures for the most recent year are unaudited.





2020 Revenue Manual

Park Performance Fund

Dottie Lynn Recreation Center

Responsible Department: Parks and Recreation

These fees are received from participants in recreation programs at the Dottie Lynn Recreation Center.

The enabling documentation is contained in the Parks and Recreation Department’s operating and pricing policies.

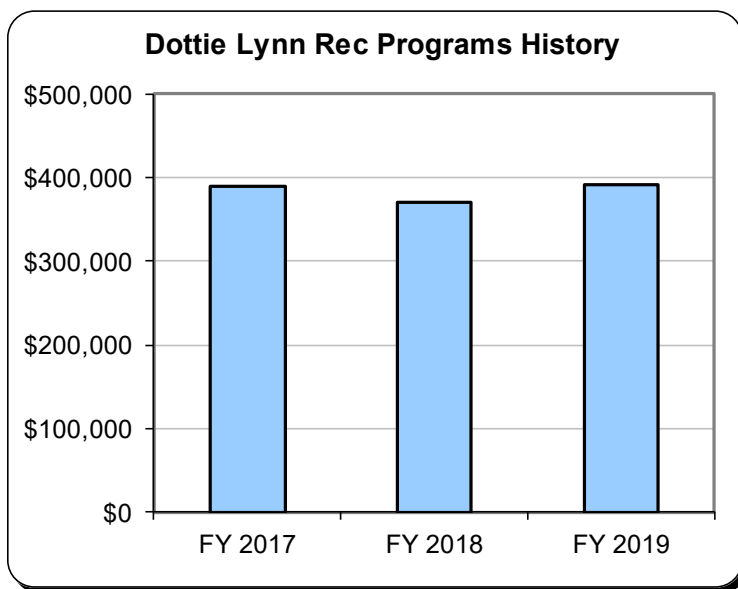
Revenue Code:

500206-41000 - Park Performance Fund

Revenue History

FY 2017	\$390,238
FY 2018	\$369,655
FY 2019	\$391,844

Figures for the most recent year are unaudited.





2020 Revenue Manual

Park Performance Fund



Field Enhancement Revenues

Responsible Department: Parks and Recreation

These revenues are received from fees charged to various sports leagues for use of the City’s playing fields.

The enabling documentation is contained in the Parks and Recreation Department’s operating and pricing policies.

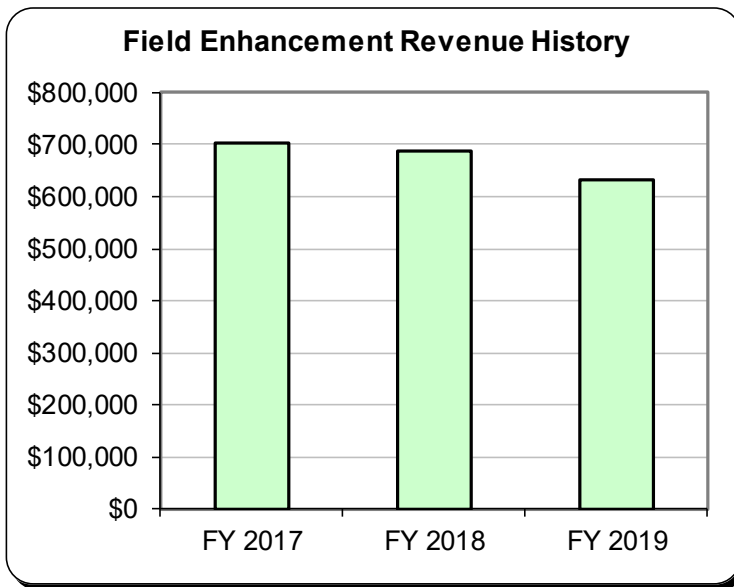
Revenue Code:

500801-41032 - Sports Field Performance Fund

Revenue History

FY 2017	\$702,813
FY 2018	\$687,391
FY 2019	\$632,885

Figures for the most recent year are unaudited.



2020 Revenue Manual *Park Performance Fund*

Helen Wessler Pool

Responsible Department: Parks and Recreation

These revenues are received from program participation and retail sales at Helen Wessler Pool.

The enabling documentation is contained in the Parks and Recreation Department’s operating and pricing policies.

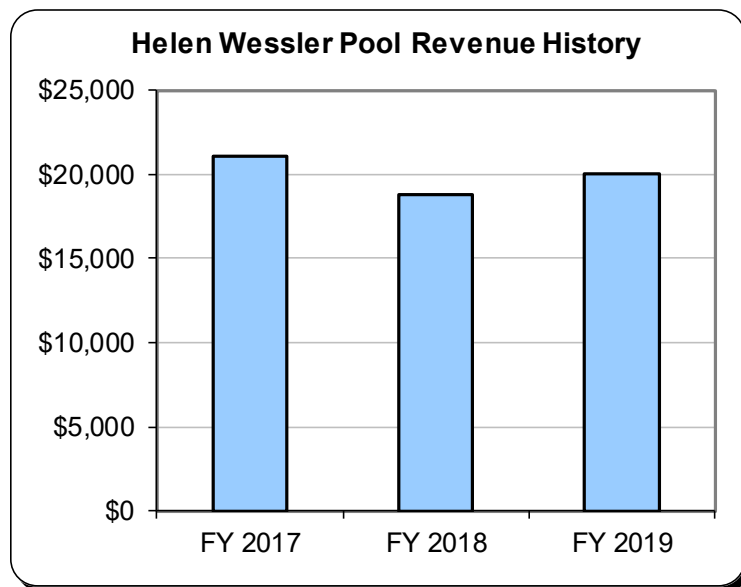
Revenue Code:

504104-41022 - Park Performance Fund

Revenue History

FY 2017	\$21,044
FY 2018	\$18,777
FY 2019	\$20,050

Figures for the most recent year are unaudited.





2020 Revenue Manual

Park Performance Fund



Howard Moore Pool

Responsible Department: Parks and Recreation

These revenues are received from program participation and retail sales at Howard Moore Pool.

The enabling documentation is contained in the Parks and Recreation Department’s operating and pricing policies.

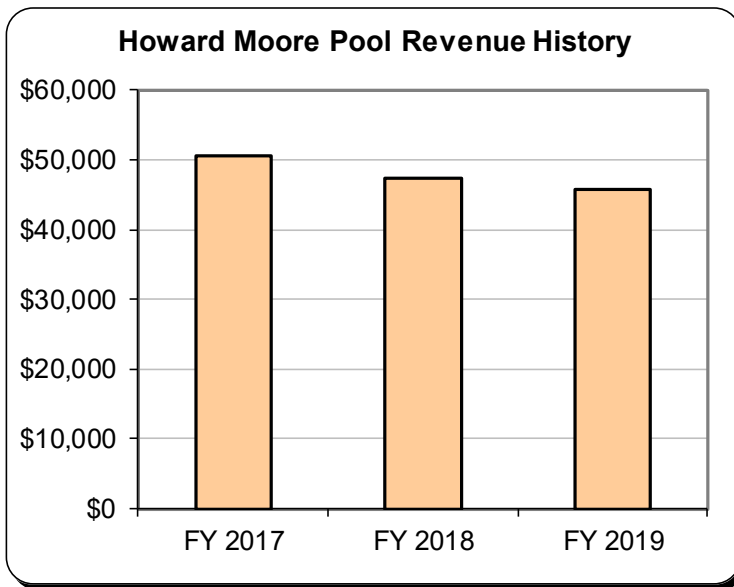
Revenue Code:

504105-41023 - Park Performance Fund

Revenue History

FY 2017	\$50,626
FY 2018	\$47,469
FY 2019	\$45,700

Figures for the most recent year are unaudited.





2020 Revenue Manual

Park Performance Fund

Hugh Smith Indoor Pool

Responsible Department: Parks and Recreation

These revenues are received from program participation and retail sales at Hugh Smith Indoor Pool.

The enabling documentation is contained in the Parks and Recreation Department’s operating and pricing policies.

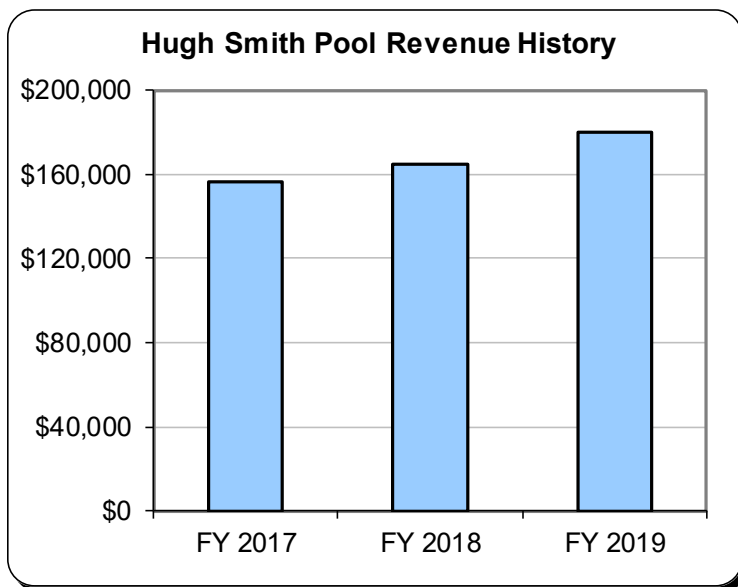
Revenue Code:

504107-41024 - Park Performance Fund

Revenue History

FY 2017	\$156,489
FY 2018	\$164,584
FY 2019	\$180,263

Figures for the most recent year are unaudited.





2020 Revenue Manual

Park Performance Fund

Hugh Smith Recreation Center

Responsible Department: Parks and Recreation

These fees are received from participants in recreation programs at the Hugh Smith Recreation Center, and from participants in programs for seniors at the adjacent Senior Recreation Center - New York.

The enabling documentation is contained in the Parks and Recreation Department’s operating and pricing policies.

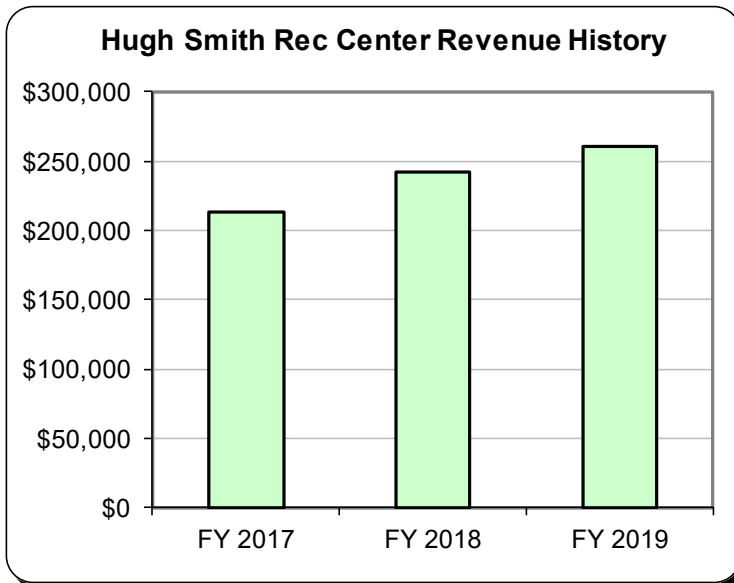
Revenue Codes:

- 500201-41000 - Park Performance Fund (Hugh Smith Recreation Center)
- 500201-41004 - Park Performance Fund (Senior Recreation Center)

Revenue History

FY 2017	\$213,133
FY 2018	\$242,303
FY 2019	\$261,084

Figures for the most recent year are unaudited.



2020 Revenue Manual *Park Performance Fund*

Lake Arlington Golf Course - Course Fees

Responsible Department: Parks and Recreation

These fees are charged to play the Lake Arlington Golf Course.

The enabling documentation is contained in the Parks and Recreation Department’s operating and pricing policies.

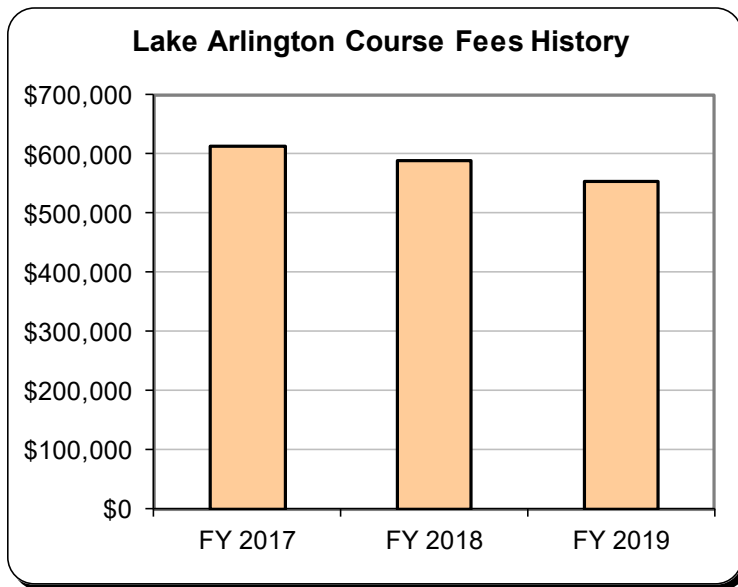
Revenue Code:

501101-41014 - Golf Performance Fund

Revenue History

FY 2017	\$612,157
FY 2018	\$588,044
FY 2019	\$552,572

Figures for the most recent year are unaudited.





2020 Revenue Manual

Park Performance Fund

Lake Arlington Pro Shop - Alcoholic Beverage Sales

Responsible Department: Parks and Recreation

These revenues are received from the sale of alcoholic beverages at the Lake Arlington Pro Shop.

The enabling documentation is contained in the Parks and Recreation Department’s operating and pricing policies.

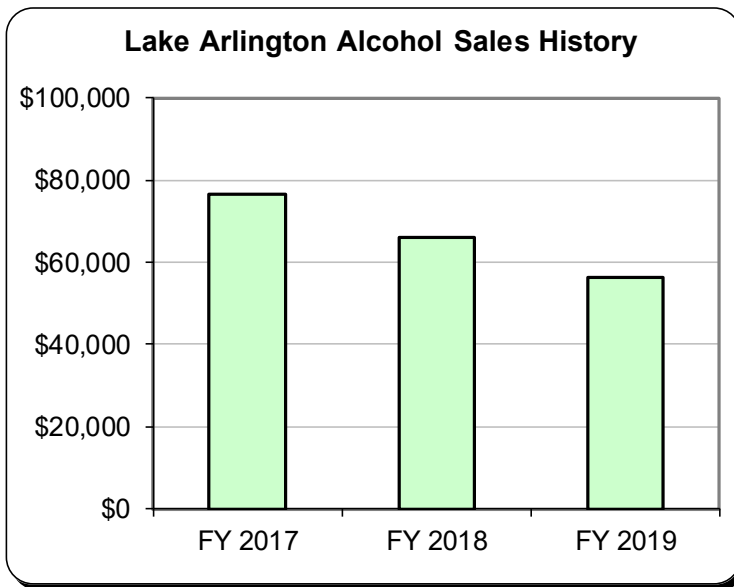
Revenue Code:

501102-41017 - Golf Performance Fund

Revenue History

FY 2017	\$76,640
FY 2018	\$66,254
FY 2019	\$56,136

Figures for the most recent year are unaudited.





2020 Revenue Manual

Park Performance Fund

Lake Arlington Pro Shop - Food and Beverage Sales

Responsible Department: Parks and Recreation

These revenues are received from the sale of food and beverages at the Lake Arlington Pro Shop.

The enabling documentation is contained in the Parks and Recreation Department’s operating and pricing policies.

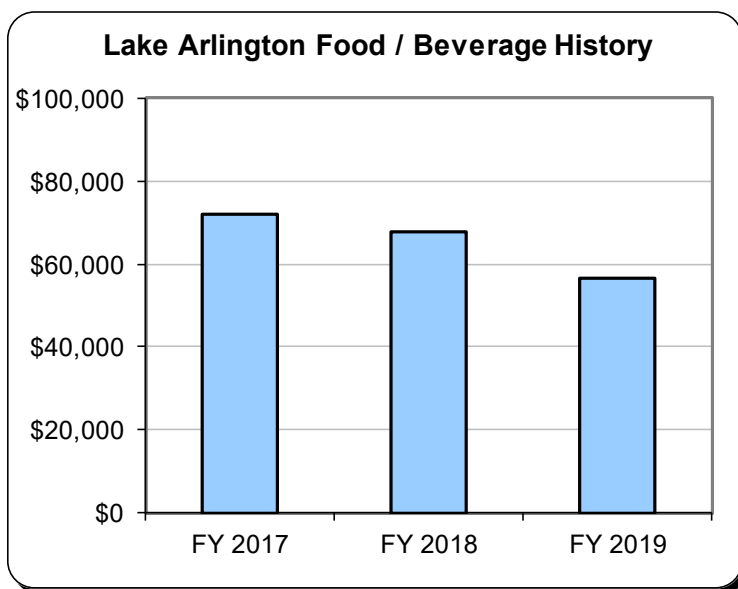
Revenue Code:

501102-41033 - Golf Performance Fund

Revenue History

FY 2017	\$72,108
FY 2018	\$67,666
FY 2019	\$56,711

Figures for the most recent year are unaudited.





2020 Revenue Manual

Park Performance Fund

Lake Arlington Pro Shop - Merchandise

Responsible Department: Parks and Recreation

These revenues are received from the sale of merchandise at the Lake Arlington Pro Shop.

The enabling documentation is contained in the Parks and Recreation Department’s operating and pricing policies.

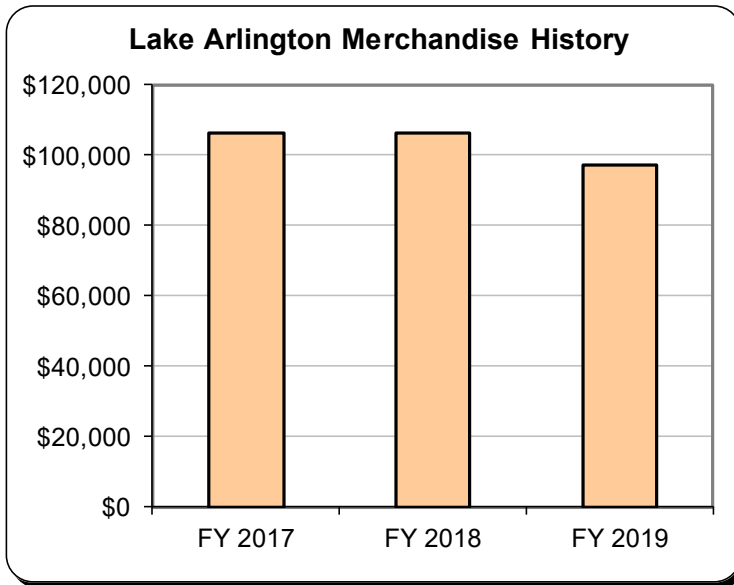
Revenue Code:

501102-41035 - Golf Performance Fund

Revenue History

FY 2017	\$106,462
FY 2018	\$106,165
FY 2019	\$97,348

Figures for the most recent year are unaudited.





2020 Revenue Manual *Park Performance Fund*

Lake Arlington Pro Shop - Rentals

Responsible Department: Parks and Recreation

These revenues are received from the rental of equipment at the Lake Arlington Pro Shop.

The enabling documentation is contained in the Parks and Recreation Department’s operating and pricing policies.

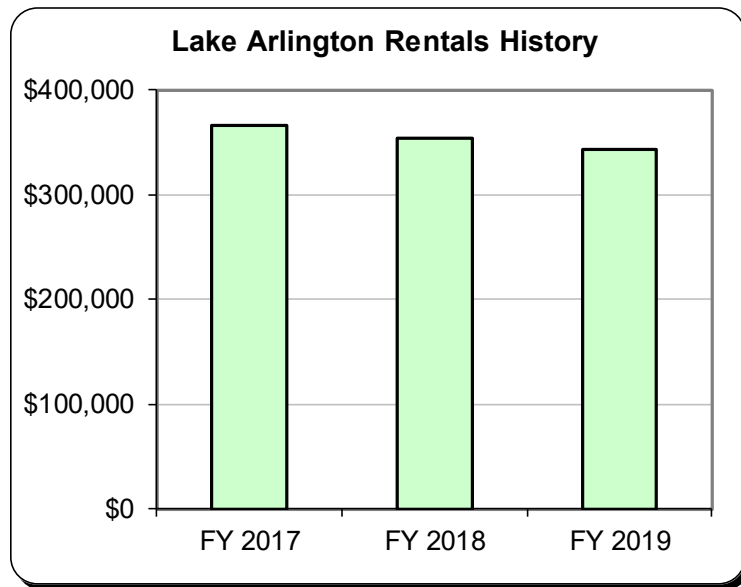
Revenue Code:

501102-41039 - Golf Performance Fund

Revenue History

FY 2017	\$366,026
FY 2018	\$353,872
FY 2019	\$343,749

Figures for the most recent year are unaudited.





2020 Revenue Manual

Park Performance Fund



Lake Operations

Responsible Department: Parks and Recreation

These fees are collected for daily and annual usage permits for access to Lake Arlington. Rental fees are collected for the lake activity room and the outdoor rental facilities at Richard Simpson and Bowman Springs Parks. The fees vary by type of activity.

The controlling legislation is Resolution 95-473.

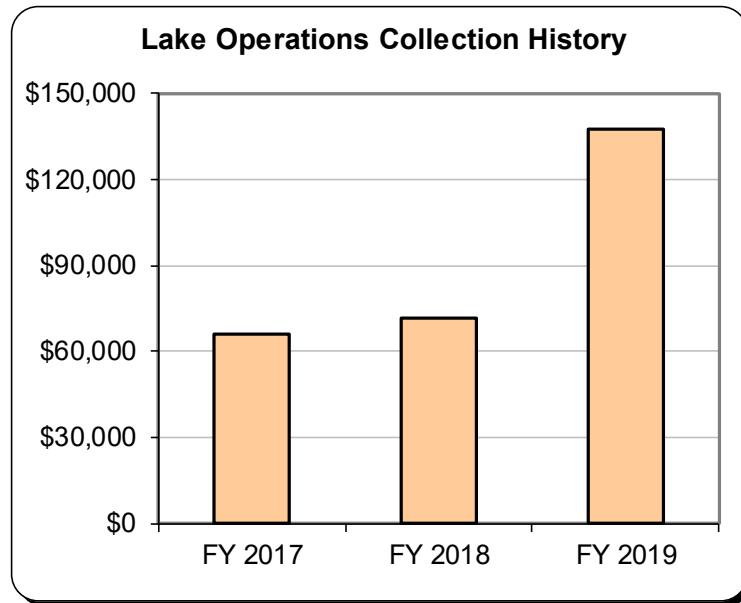
Revenue Code:

505101-41034 - Park Performance Fund

Revenue History

FY 2017	\$65,812
FY 2018	\$71,667
FY 2019	\$137,309

Figures for the most recent year are unaudited.



2020 Revenue Manual *Park Performance Fund*

Meadowbrook Golf Course - Course Fees

Responsible Department: Parks and Recreation

These fees are charged to play the Meadowbrook Golf Course.

The enabling documentation is contained in the Parks and Recreation Department’s operating and pricing policies.

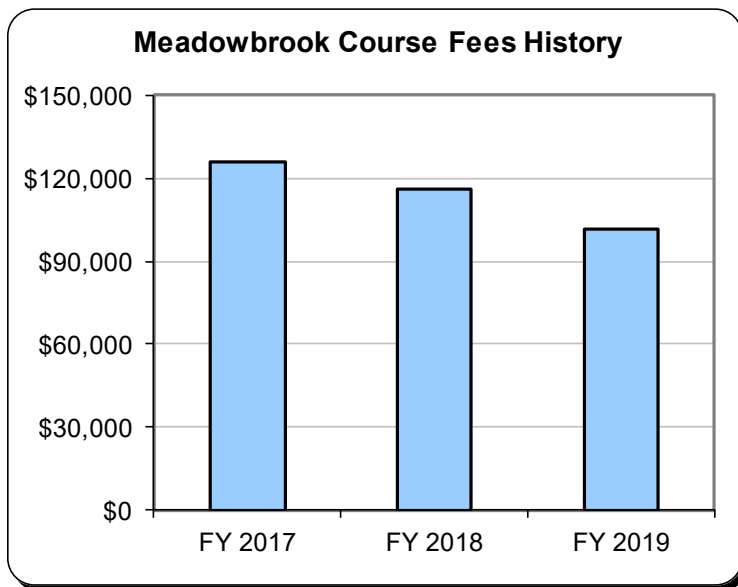
Revenue Code:

501001-41014 - Golf Performance Fund

Revenue History

FY 2017	\$125,796
FY 2018	\$116,190
FY 2019	\$101,524

Figures for the most recent year are unaudited.





2020 Revenue Manual

Park Performance Fund

Meadowbrook Pro Shop - Food and Beverage Sales

Responsible Department: Parks and Recreation

These revenues are received from the sale of food and beverages at the Meadowbrook Pro Shop.

The enabling documentation is contained in the Parks and Recreation Department’s operating and pricing policies.

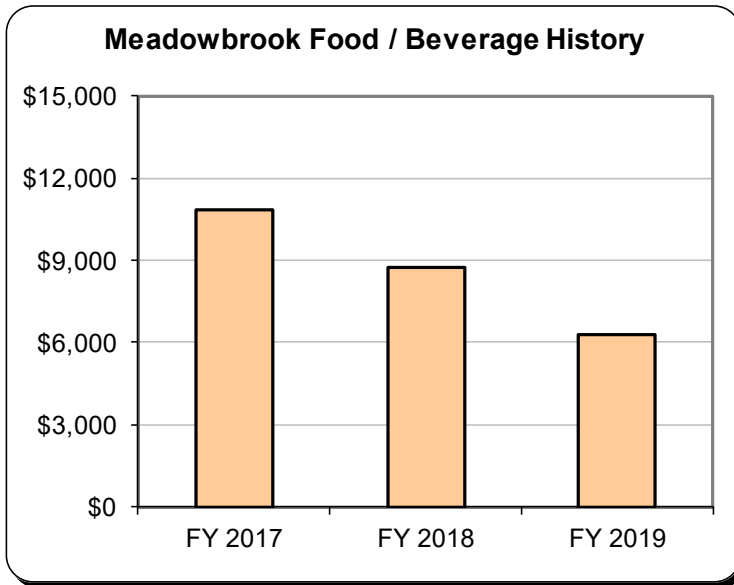
Revenue Code:

501001-41033 - Golf Performance Fund

Revenue History

FY 2017	\$10,829
FY 2018	\$8,711
FY 2019	\$6,293

Figures for the most recent year are unaudited.





2020 Revenue Manual

Park Performance Fund

Meadowbrook Pro Shop - Merchandise

Responsible Department: Parks and Recreation

These revenues are received from the sale of merchandise at the Meadowbrook Pro Shop.

The enabling documentation is contained in the Parks and Recreation Department’s operating and pricing policies.

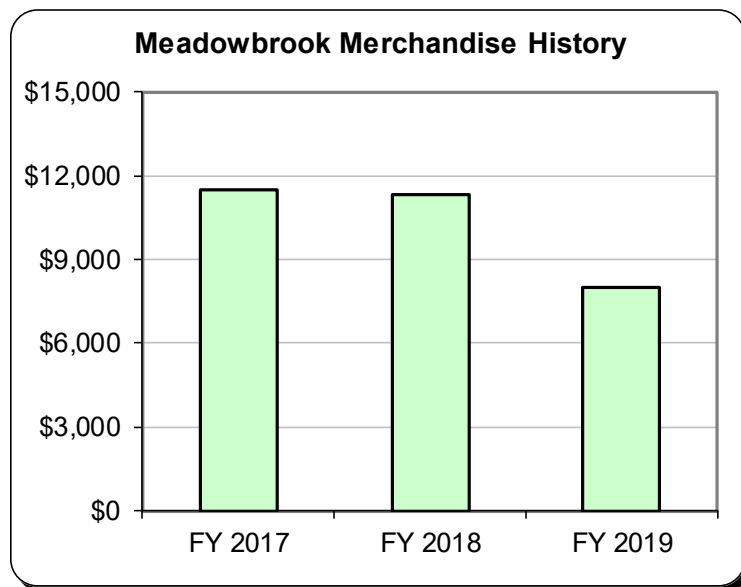
Revenue Code:

501001-41035 - Golf Performance Fund

Revenue History

FY 2017	\$11,509
FY 2018	\$11,313
FY 2019	\$8,022

Figures for the most recent year are unaudited.





2020 Revenue Manual *Park Performance Fund*

Meadowbrook Pro Shop - Rentals

Responsible Department: Parks and Recreation

These revenues are received from the rental of equipment at the Meadowbrook Pro Shop.

The enabling documentation is contained in the Parks and Recreation Department’s operating and pricing policies.

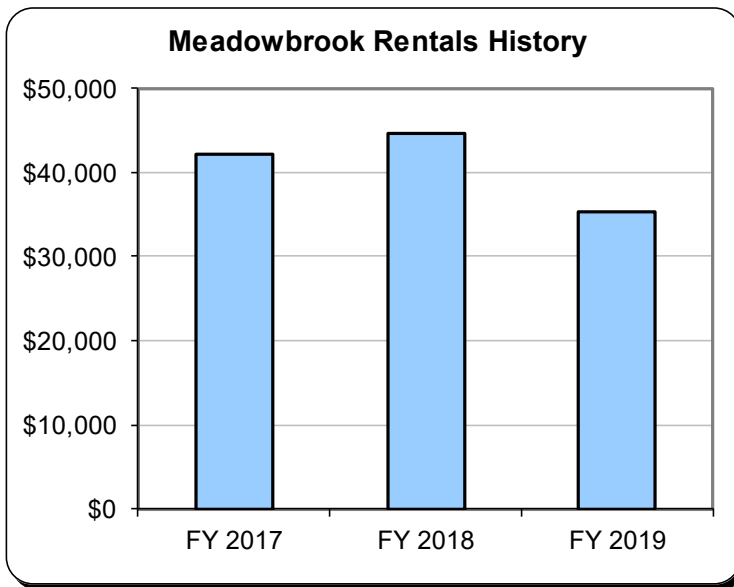
Revenue Code:

501001-41039 - Golf Performance Fund

Revenue History

FY 2017	\$42,226
FY 2018	\$44,617
FY 2019	\$35,335

Figures for the most recent year are unaudited.





2020 Revenue Manual

Park Performance Fund

Park Pavilion Rental Fees

Responsible Department: Parks and Recreation

These rental charges are collected for the use of park pavilions and adjacent facilities in the City’s parks. The fees vary by the type of facility and duration of the activity.

The controlling legislation is Resolution 95-473.

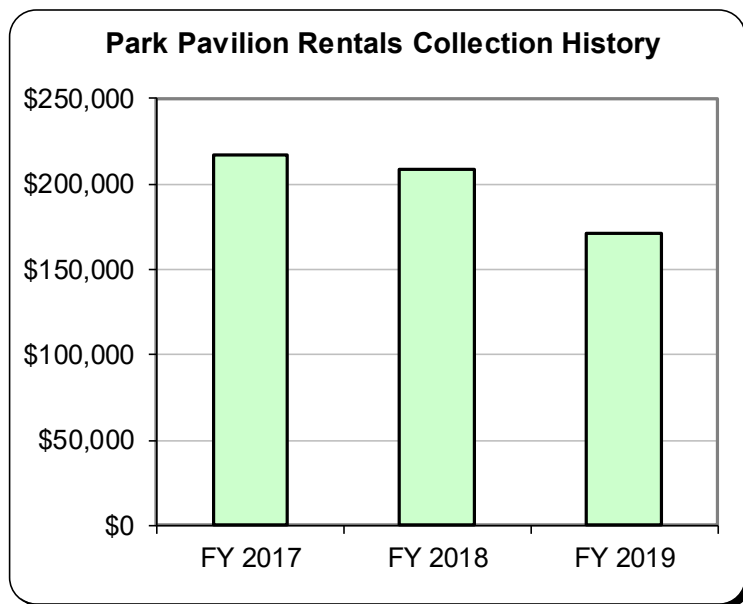
Revenue Code:

505101-41038 - Park Performance Fund

Revenue History

FY 2017	\$216,725
FY 2018	\$209,076
FY 2019	\$171,113

Figures for the most recent year are unaudited.





2020 Revenue Manual

Park Performance Fund



Randol Mill Pool

Responsible Department: Parks and Recreation

These revenues are received from program participation and retail sales at Randol Mill Pool.

The enabling documentation is contained in the Parks and Recreation Department’s operating and pricing policies.

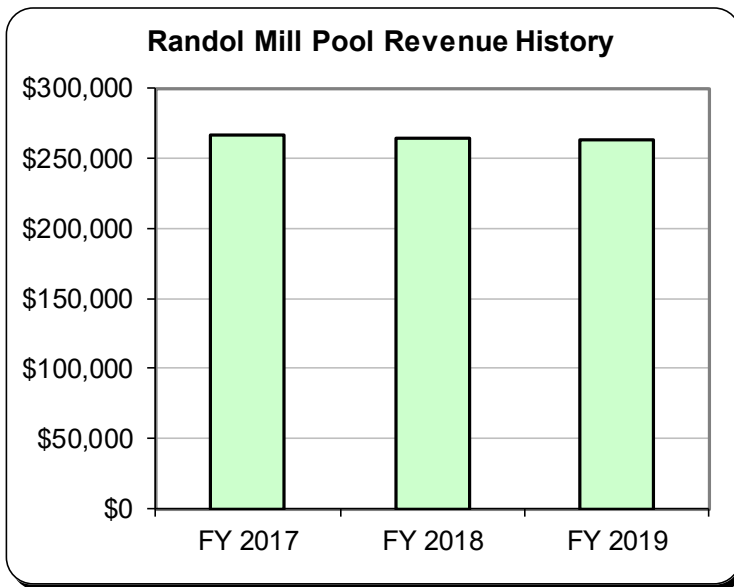
Revenue Code:

504103-41025 - Park Performance Fund

Revenue History

FY 2017	\$266,457
FY 2018	\$264,576
FY 2019	\$262,702

Figures for the most recent year are unaudited.



2020 Revenue Manual *Park Performance Fund*

Senior Programs

Responsible Department: Parks and Recreation

These fees are received from participants in programs for seniors at the Eunice Activity Center.

The enabling documentation is contained in the Parks and Recreation Department’s operating and pricing policies.

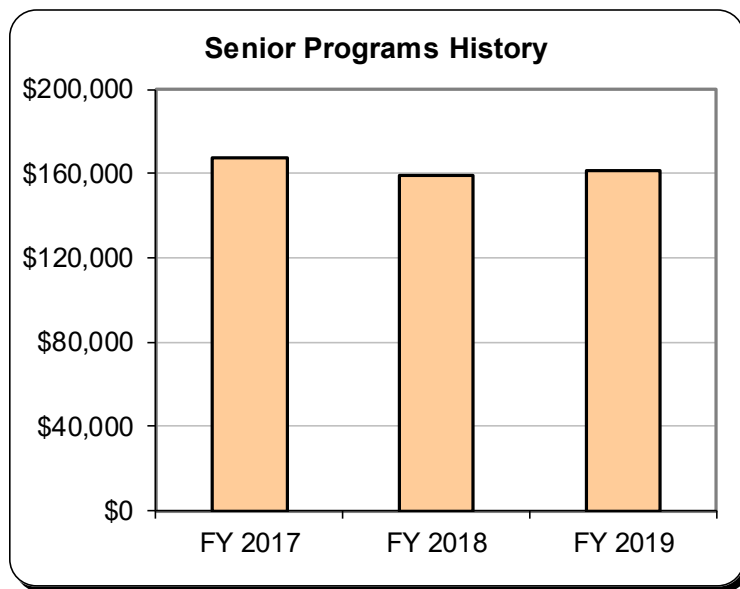
Revenue Code:

500202-41920 - Park Performance Fund

Revenue History

FY 2017	\$167,422
FY 2018	\$159,441
FY 2019	\$161,120

Figures for the most recent year are unaudited.





2020 Revenue Manual

Park Performance Fund

Tierra Verde Golf Club - Course Fees

Responsible Department: Parks and Recreation

These fees are charged to play the course at Tierra Verde Golf Club.

The enabling documentation is contained in the Parks and Recreation Department’s operating and pricing policies.

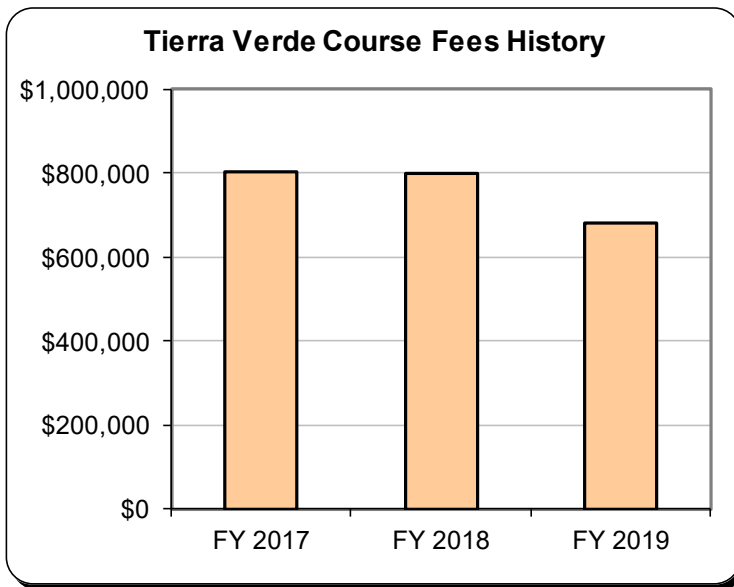
Revenue Code:

501301-41014 - Golf Performance Fund

Revenue History

FY 2017	\$803,591
FY 2018	\$800,336
FY 2019	\$680,339

Figures for the most recent year are unaudited.





2020 Revenue Manual

Park Performance Fund

Tierra Verde Restaurant - Food and Beverage Sales

Responsible Department: Parks and Recreation

These revenues are received from the sale of food and beverages at the Ventana Grille.

The enabling documentation is contained in the Parks and Recreation Department’s operating and pricing policies.

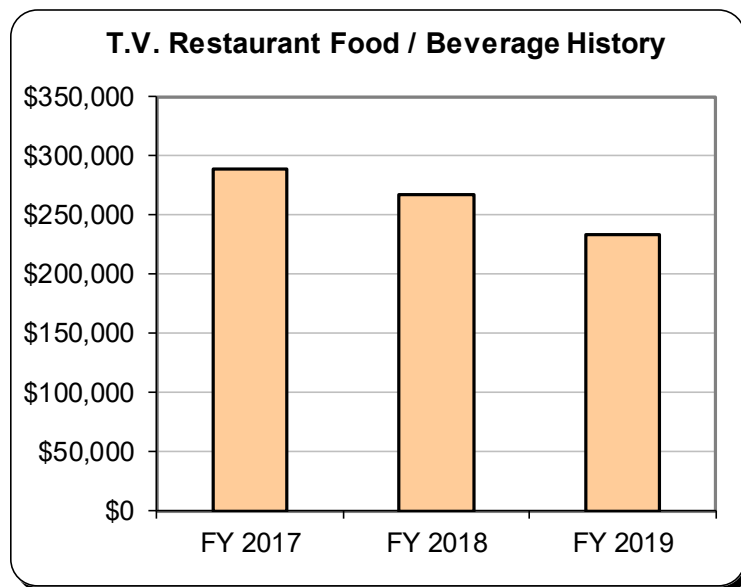
Revenue Code:

502801-41033 - Golf Performance Fund

Revenue History

FY 2017	\$288,321
FY 2018	\$266,948
FY 2019	\$233,642

Figures for the most recent year are unaudited.



2020 Revenue Manual *Park Performance Fund*

Tierra Verde Golf Club - Practice Fees

Responsible Department: Parks and Recreation

These fees are charged to play the three practice holes at the Tierra Verde Golf Club.

The enabling documentation is contained in the Parks and Recreation Department’s operating and pricing policies.

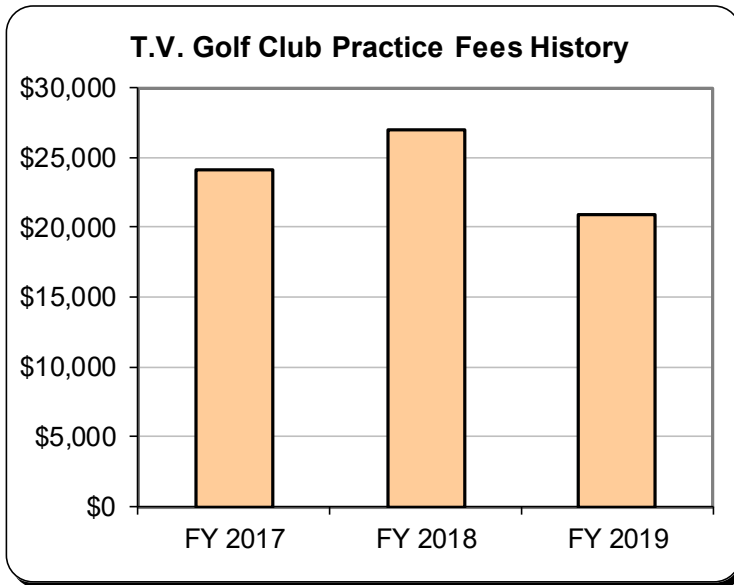
Revenue Code:

501301-41043 - Golf Performance Fund

Revenue History

FY 2017	\$24,164
FY 2018	\$26,970
FY 2019	\$20,872

Figures for the most recent year are unaudited.





2020 Revenue Manual

Park Performance Fund

Tierra Verde Learning Center - Range Fees

Responsible Department: Parks and Recreation

These fees are charged for instruction programs on the driving range at the Tierra Verde Golf Club.

The enabling documentation is contained in the Parks and Recreation Department’s operating and pricing policies.

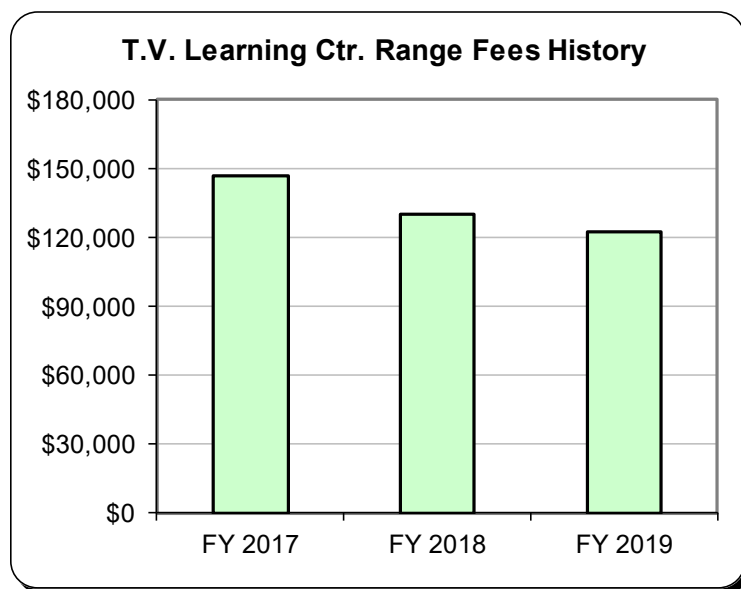
Revenue Code:

501301-41015 - Golf Performance Fund

Revenue History

FY 2017	\$146,824
FY 2018	\$129,947
FY 2019	\$121,989

Figures for the most recent year are unaudited.





2020 Revenue Manual

Park Performance Fund

Tierra Verde Learning Center - Golf Lessons

Responsible Department: Parks and Recreation

These fees are charged for instruction programs at the Tierra Verde Golf Club.

The enabling documentation is contained in the Parks and Recreation Department’s operating and pricing policies.

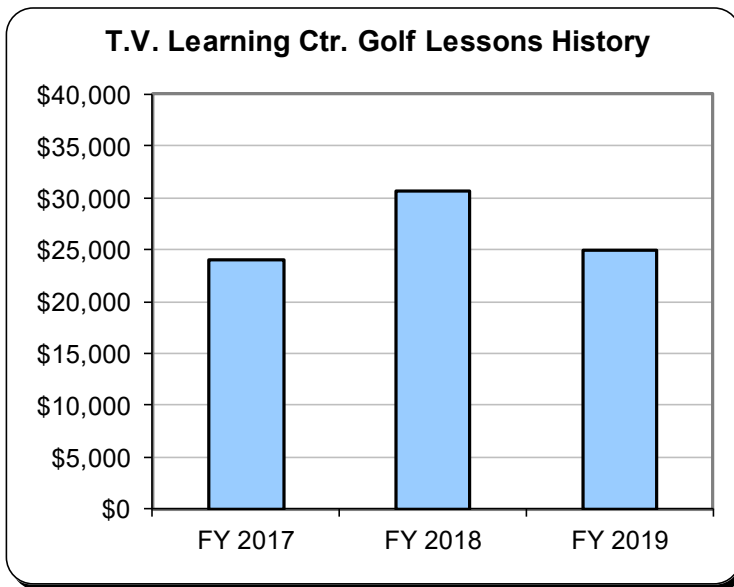
Revenue Code:

501302-41016 - Golf Performance Fund

Revenue History

FY 2017	\$23,956
FY 2018	\$30,715
FY 2019	\$24,924

Figures for the most recent year are unaudited.





2020 Revenue Manual

Park Performance Fund

Tierra Verde Pro Shop - Merchandise

Responsible Department: Parks and Recreation

These revenues are received from the sale of merchandise at the Tierra Verde Pro Shop.

The enabling documentation is contained in the Parks and Recreation Department’s operating and pricing policies.

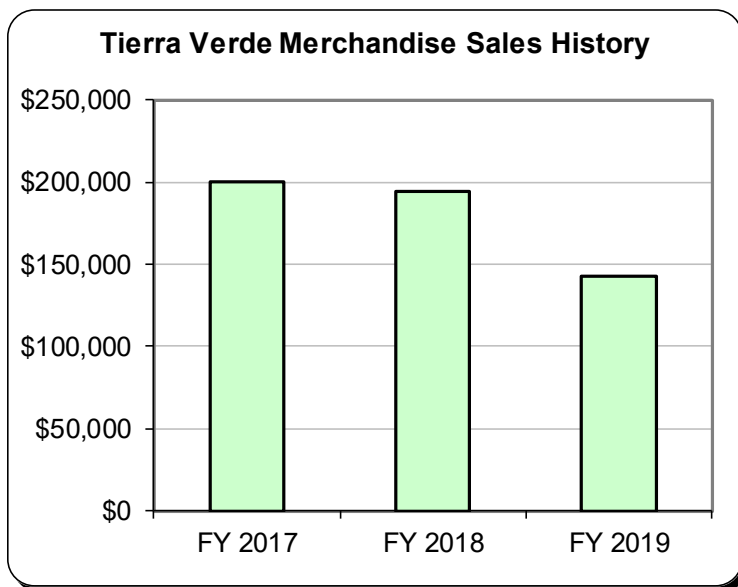
Revenue Code:

501302-41035 - Golf Performance Fund

Revenue History

FY 2017	\$200,073
FY 2018	\$194,218
FY 2019	\$143,098

Figures for the most recent year are unaudited.





2020 Revenue Manual

Park Performance Fund

Tierra Verde Pro Shop - Rentals

Responsible Department: Parks and Recreation

These revenues are received from the rental of equipment at the Tierra Verde Pro Shop.

The enabling documentation is contained in the Parks and Recreation Department’s operating and pricing policies.

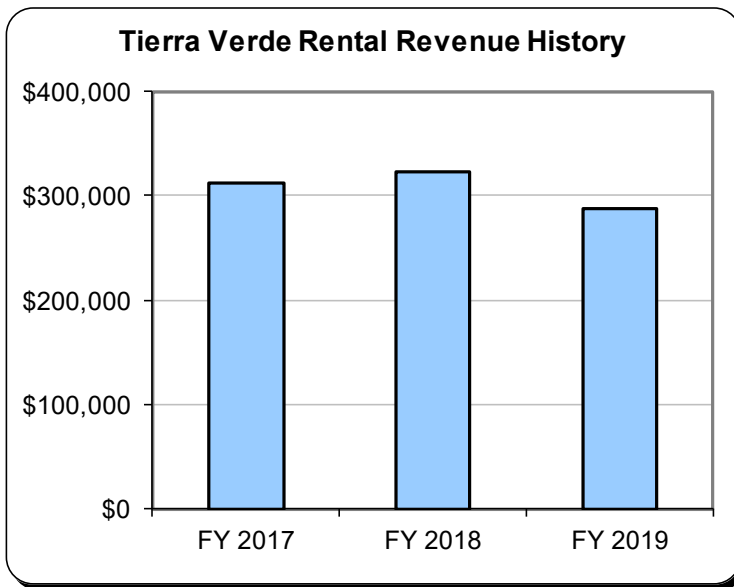
Revenue Code:

501302-41039 - Golf Performance Fund

Revenue History

FY 2017	\$312,651
FY 2018	\$323,205
FY 2019	\$287,573

Figures for the most recent year are unaudited.





2020 Revenue Manual

Park Performance Fund

Woodland West Pool

Responsible Department: Parks and Recreation

These revenues are received from program participation and retail sales at Woodland West Pool.

The enabling documentation is contained in the Parks and Recreation Department’s operating and pricing policies.

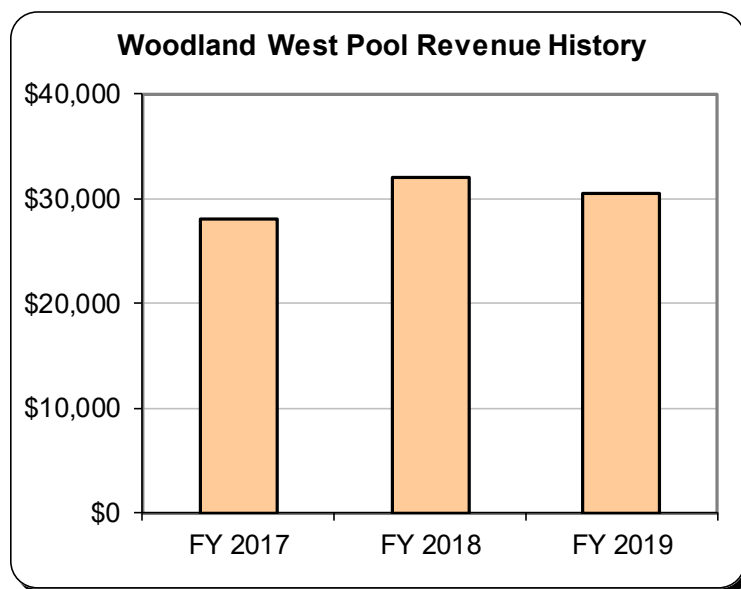
Revenue Code:

504102-41026 - Park Performance Fund

Revenue History

FY 2017	\$28,127
FY 2018	\$32,014
FY 2019	\$30,482

Figures for the most recent year are unaudited.





2020 Revenue Manual

Park Performance Fund



Youth Sports

Responsible Department: Parks and Recreation

These fees are received from participants in youth sports leagues.

The enabling documentation is contained in the Parks and Recreation Department’s operating and pricing policies.

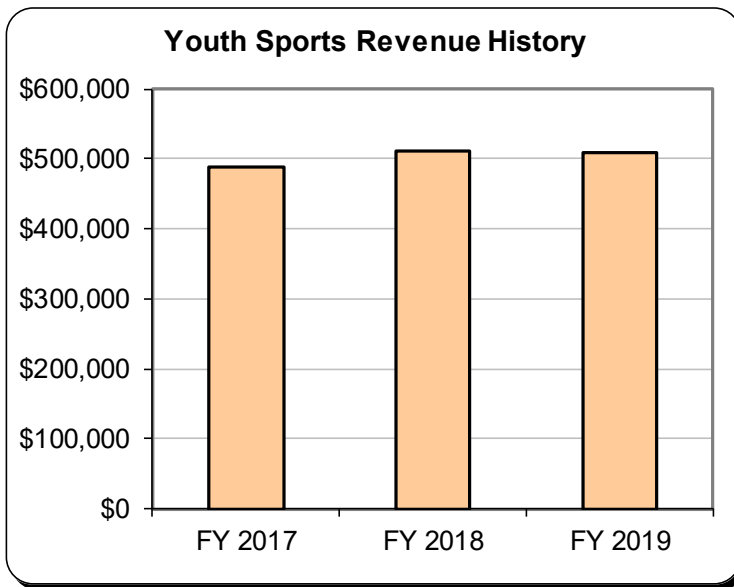
Revenue Code:

500101-41000 - Park Performance Fund

Revenue History

FY 2017	\$488,477
FY 2018	\$512,215
FY 2019	\$509,760

Figures for the most recent year are unaudited.





2020 Revenue Manual

Storm Water Utility Fund



Public Works & Transportation

Storm Water Utility Fund - Commercial Fees

Responsible Department: Public Works & Transportation

These fees are received from owners of commercial property for maintenance of the City’s storm water drainage system.

The enabling documentation is the adopted annual budget.

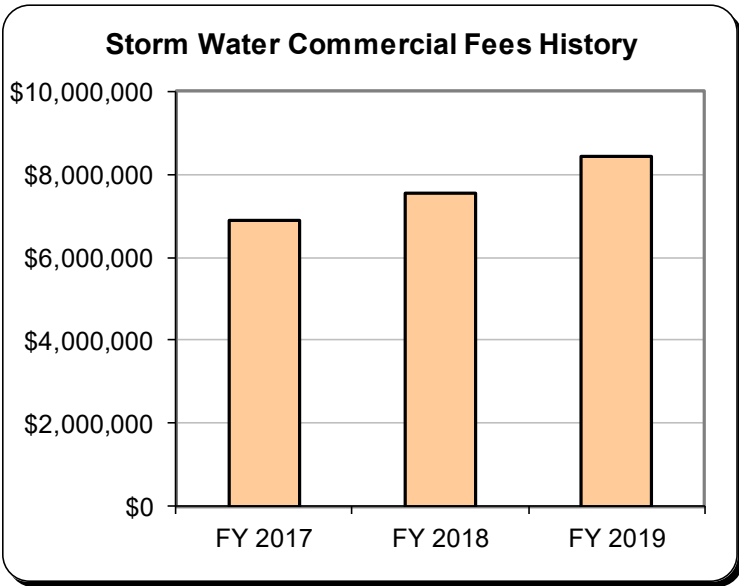
Revenue Code:

5010-41400 - Storm Water Utility Fund

Revenue History

FY 2017	\$6,901,797
FY 2018	\$7,543,433
FY 2019	\$8,424,942

Figures for the most recent year are unaudited.



2020 Revenue Manual

Storm Water Utility Fund

Storm Water Utility Fund - Residential Fees

Responsible Department: Public Works & Transportation

These fees are received from owners of residential property for maintenance of the City’s storm water drainage system.

The enabling documentation is the adopted annual budget.

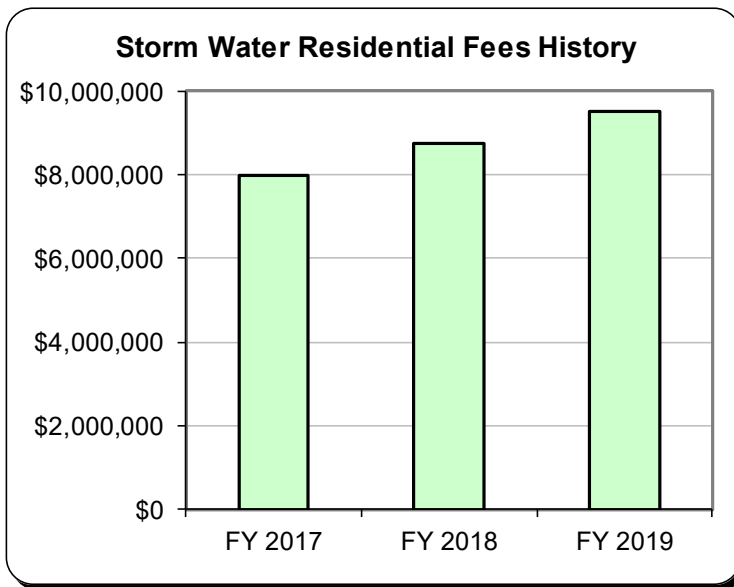
Revenue Code:

5010-41403 - Storm Water Utility Fund

Revenue History

FY 2017	\$7,990,445
FY 2018	\$8,759,091
FY 2019	\$9,507,434

Figures for the most recent year are unaudited.





2020 Revenue Manual

Storm Water Utility Fund

Storm Water Utility Fund - Interest Income

Responsible Department: Finance, Public Works & Transportation

The City receives varying rates of interest on its investments, depending on the type and duration of the investment. The revenues from investment activity are recognized and accounted for by fund. The interest income reflected below results from the invested balances in the City’s Storm Water Utility Fund.

The City’s investment strategies are governed by the current Investment Policy manual and overseen by the Investment Committee comprised of senior financial staff.

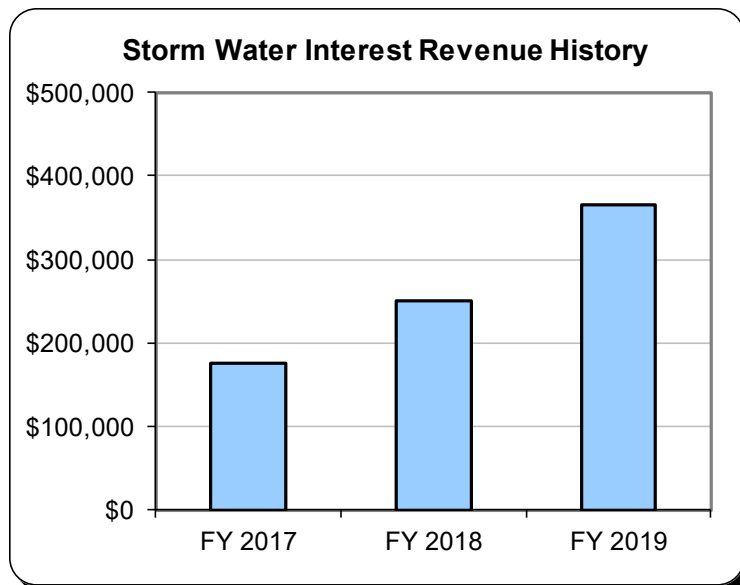
Revenue Code:

5010-49407 - Storm Water Utility Fund

Revenue History

FY 2017	\$175,006
FY 2018	\$250,148
FY 2019	\$364,773

Figures for the most recent year are unaudited.





2020 Revenue Manual

Storm Water Utility Fund





2020 Revenue Manual

Street Maintenance Fund



Public Works & Transportation

Street Maintenance Fund - Sales Taxes

Responsible Department: Finance, Public Works & Transportation

Please refer to page 11 of this manual for a description of the sales tax revenues received by the Street Maintenance Fund.



2020 Revenue Manual

Street Maintenance Fund

Street Maintenance Fund - Interest Income

Responsible Department: Finance, Public Works & Transportation

The City receives varying rates of interest on its investments, depending on the type and duration of the investment. The revenues from investment activity are recognized and accounted for by fund. The interest income reflected below results from the invested balances in the City’s Street Maintenance Fund.

The City’s investment strategies are governed by the current Investment Policy manual and overseen by the Investment Committee comprised of senior financial staff.

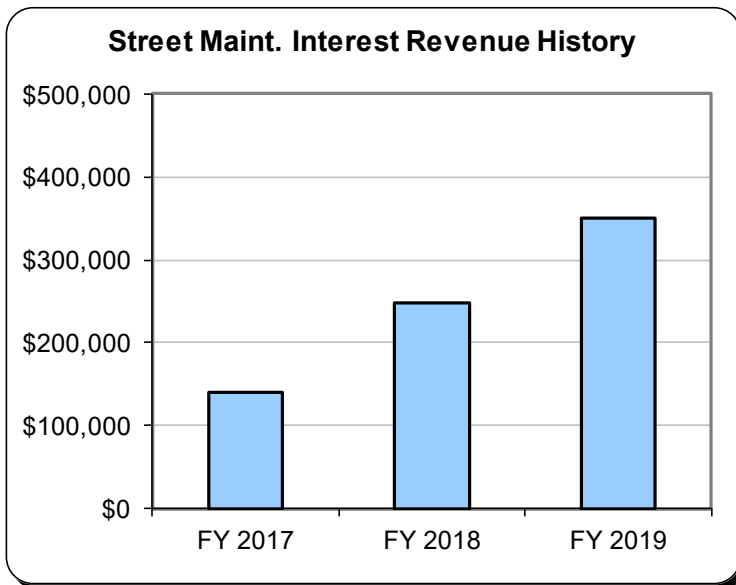
Revenue Code:

3045-49407 - Street Maintenance Fund

Revenue History

FY 2017	\$140,760
FY 2018	\$248,993
FY 2019	\$349,550

Figures for the most recent year are unaudited.



Handitran

State Reimbursement - Special Transit

Responsible Department: Special Transportation - Handitran

This reimbursement from the Texas Department of Transportation covers a portion of the costs for operating the City’s senior and disabled transportation service (Handitran). The reimbursement covers 20 percent of the total unfunded operating budget (the operating budget net of revenues).

The enabling legislation is Resolution 98-572.

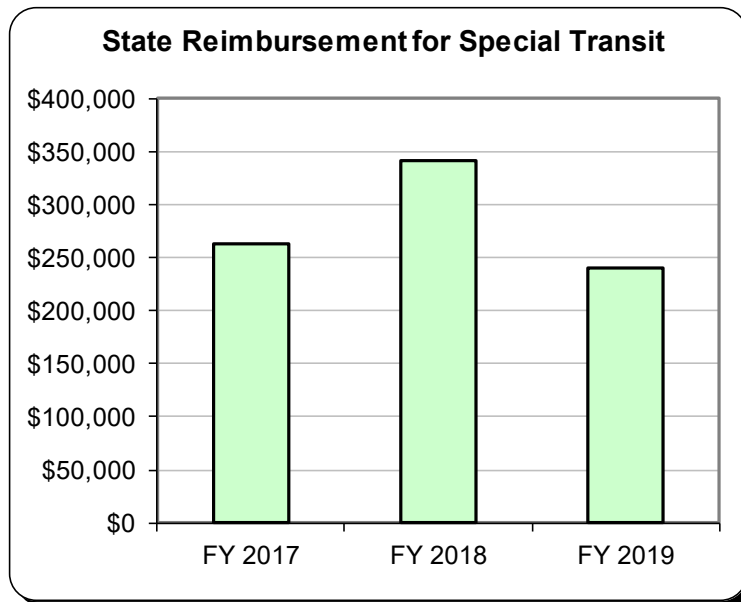
Revenue Code:

3509-45112 - Grant fund for Transit Operations

Revenue History

FY 2017	\$263,056
FY 2018	\$341,663
FY 2019	\$239,858

Figures for the most recent year are unaudited.





2020 Revenue Manual

Special Transit - Handitran

