

Housing Authority of the City of Arlington Annual Report

Fiscal Year 2019 AT A GLANCE



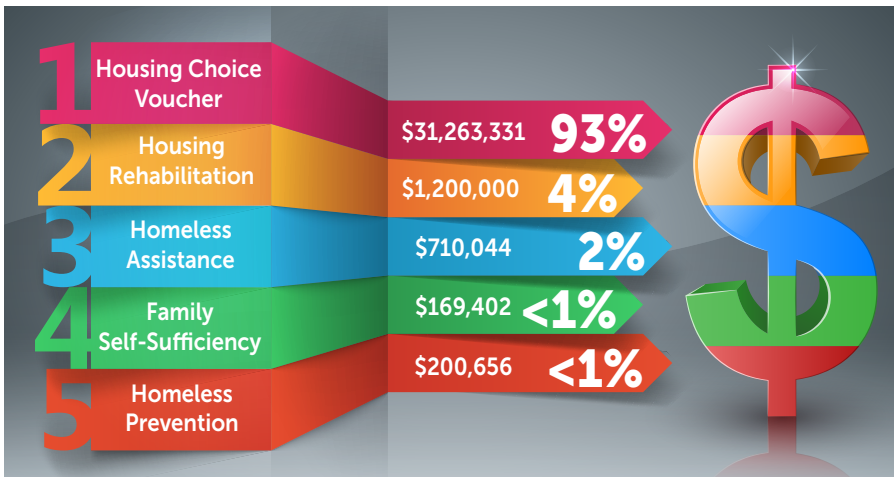
Housing Authority of the City of Arlington
501 W. Sanford Street, Suite 20
Arlington, TX 76011

For more information:
Call 817-275-3351 | Fax 817-962-1200
www.arlingtonhousing.us

Office Hours: 8:00 am – 5:00 pm, Mon – Fri
Lobby Hours: 8:30 am–12:30 pm and 1:30 pm – 5 pm, Mon – Thu
8:30 am–12:30 pm, Fri only

Funds Utilized

Total Grant Funding Utilized
\$33,543,433



Financial Report

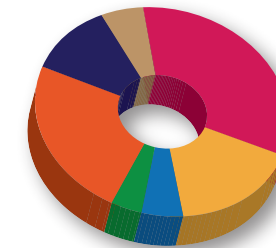
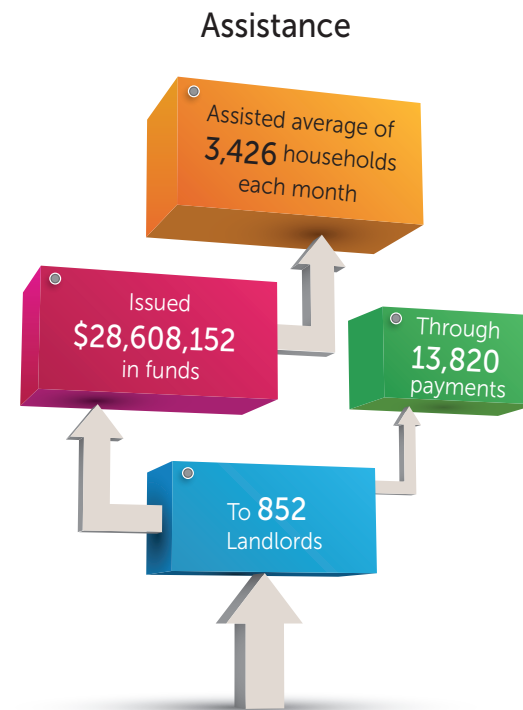
Financial Statement Balance Sheets

	FY2019	FY2018
Total Assets	5,333,991	5,402,522
Total Liabilities	1,100,815	727,450
Total Net Position	4,233,176	4,675,072

Revenue, Expenses, and Changes in Net Position

	FY2019	FY2018
Operating Revenues	31,554,302	31,040,261
Operating Expenses	31,996,197	30,504,967
Non-Operating Income	(441,895)	535,294
Total Net Position	4,233,176	4,675,072

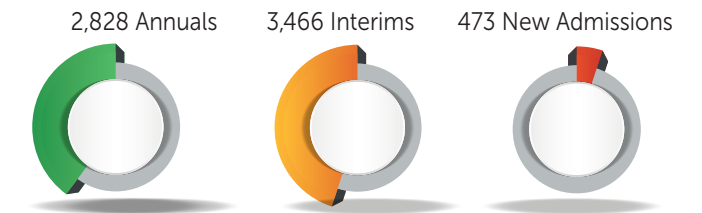
Housing Choice Voucher



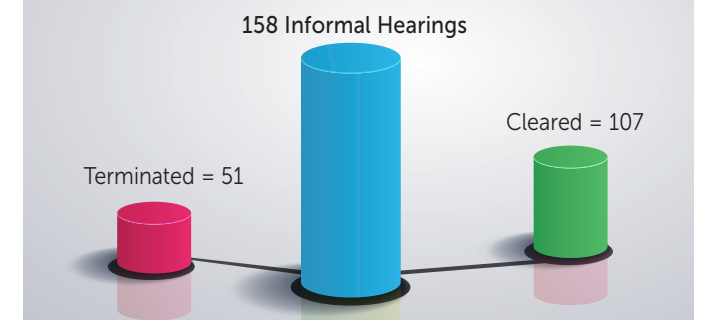
Unit Inspections

Type	#
Rent Reasonableness	2,694
HCV-Annual Re-Examinations	1,419
Special Requests	445
No Shows	307
Re-Inspections	1,989
HCV-New Admissions and Portability Move-Ins	952
Other	450
TOTAL	8,256

Annuals/Interims/New Admissions

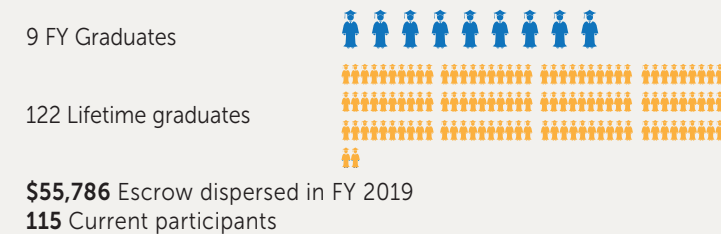


Program Compliance Investigations



BY THE NUMBERS

Family Self-Sufficiency



Homeownership



Housing Rehabilitation

Emergency	32
Full rehab	22
Architectural barrier removal modifications	9
Amy Young barrier removal program	4
Average cost for a full rehabilitation	\$24,476

Homelessness Services

Nurse Family	3 families
Shelter Plus Care	37 families
Rapid Rehousing	36 families
Tenant Based Rental Assistance	37 families
Homeless Prevention	50 families
Number of volunteers for the Homeless Count Night	60+