

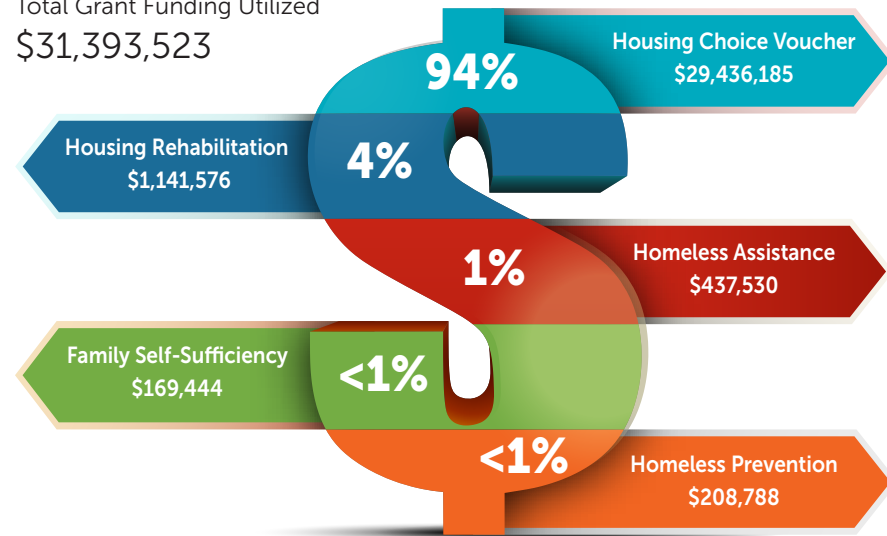
Fiscal Year
2018

AT A GLANCE

Housing Authority of the City of Arlington Annual Report

Funds Utilized

Total Grant Funding Utilized
\$31,393,523



Financial Report

Financial Statement Balance Sheets

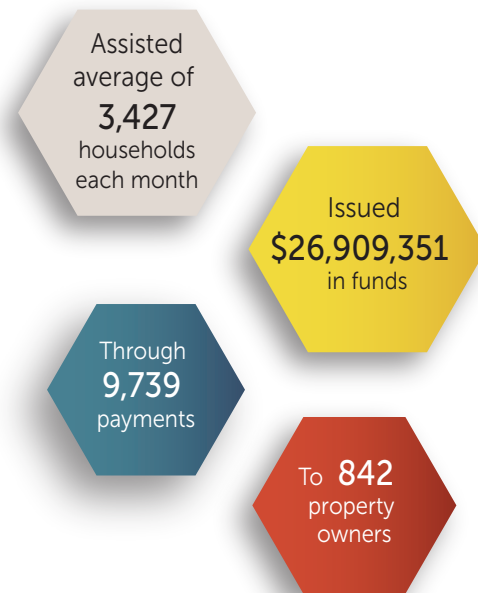
	2018	2017
Total Assets	5,402,522	4,865,972
Total Liabilities	727,450	726,195
Total Net Position	4,675,072	4,139,777

Revenue, Expenses, and Changes in Net Position

	2018	2017
Operating Revenues	31,040,261	27,181,687
Operating Expenses	30,504,967	27,567,696
Non-Operating Income	535,294	(386,009)
Total Net Position	4,675,072	4,139,777

Housing Choice Voucher

Assistance

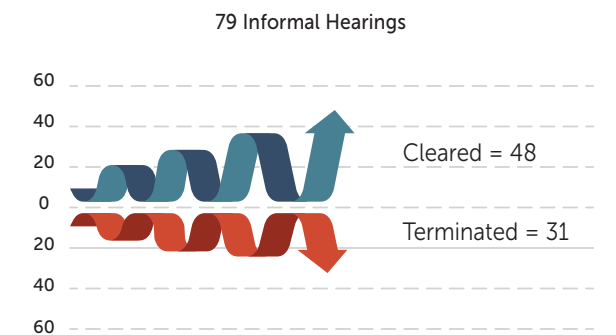


Unit Inspections

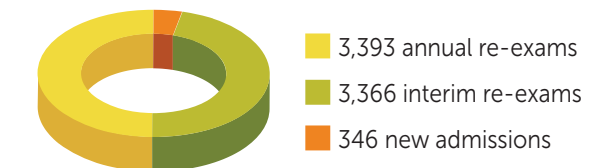
Type	#
Rent Reasonableness	2,537
HCV – Annual Re-Examinations	1,6771
Special Requests	434
No Shows	491
Re-Inspections	1,731
HCV – New Admissions and Portability Move-Ins	528
Other	466
TOTAL	7,858



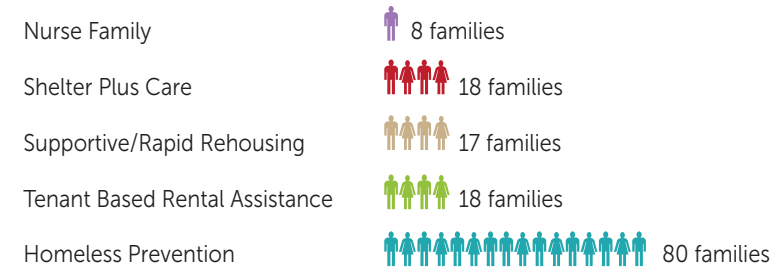
Program Compliance Investigations



Annuals/Interims/New Admissions

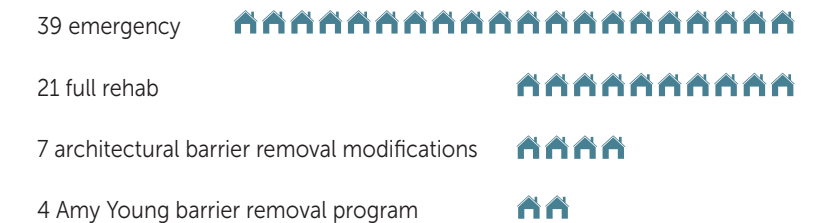


Homelessness Services



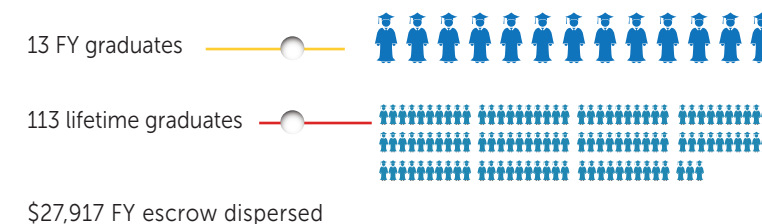
40+ volunteers for Homeless Count Night

Housing Rehabilitation




Average cost for a full rehabilitation - \$24,017

Family Self-Sufficiency



112 current participants

Homeownership



Housing Authority of the City of Arlington
501 W. Sanford Street, Suite 20
Arlington, TX 76011

For more information:
Call 817-275-3351 | Fax 817-962-1200
www.arlingtonhousing.us

Office Hours: 8:00 am – 5:00 pm, Mon – Fri
Lobby Hours: 8:30 am–12:30 pm and 1:30 pm – 5 pm, Mon – Thu
8:30 am–12:30 pm, Fri only