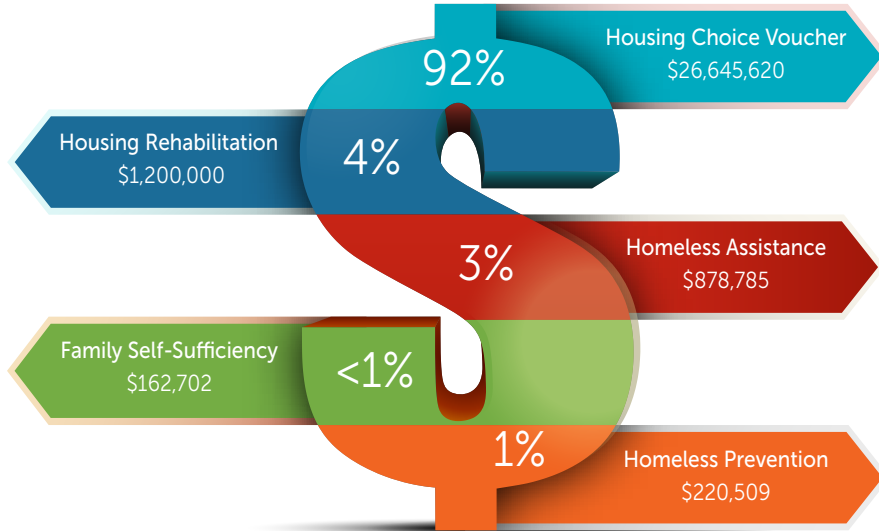




Funds Received and Expended

Total Grant Funding Utilized \$29,107,616



Financial Report

Financial Statement Balance Sheets

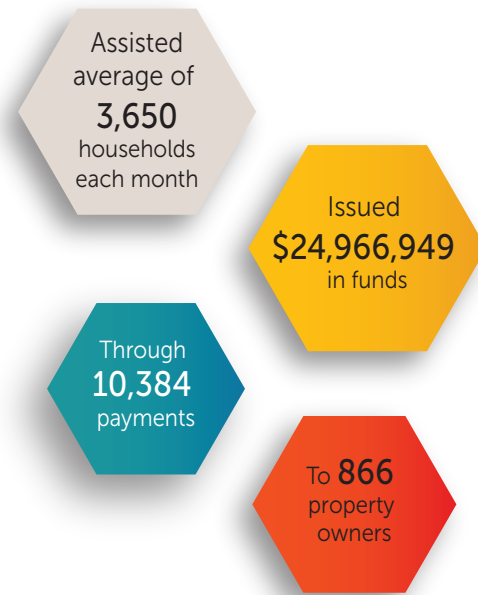
	2017	2016
Total Assets	4,865,972	5,254,209
Total Liabilities	726,195	728,423
Total Net Position	4,139,777	4,525,786

Revenue, Expenses, and Changes in Net Position

	2017	2016
Operating Revenues	27,181,687	28,345,305
Operating Expenses	27,567,696	27,468,393
Non-Operating Income	(386,009)	876,912
Total Net Position	4,139,777	4,525,786

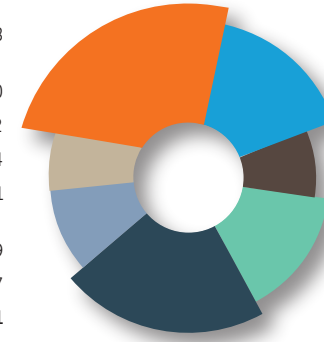
Housing Choice Voucher

Assistance



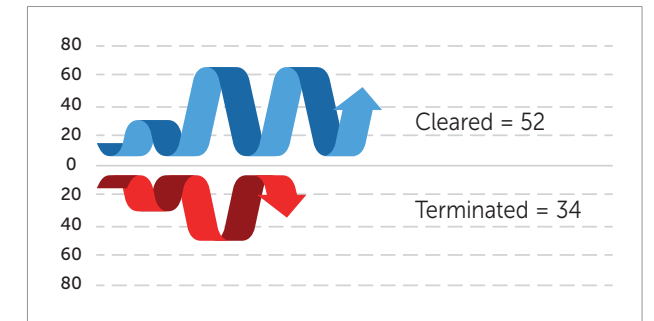
Inspections

Rent Reasonableness	2,538
HCV - Annual Re-Examinations	1,660
Special Requests	442
No Shows	674
Re-Inspections	1,761
HCV - New Admissions and Portability Move-Ins	589
Other	427
TOTAL	8,091



Compliance

86 Informal Hearings



Annuals/Interims/New Admissions



Homelessness Services

Nurse Family	5 families
Shelter Plus Care	19 families
Supportive Housing	32 families
Tenant Based Rental Assistance	47 families
Homeless Prevention	80 families

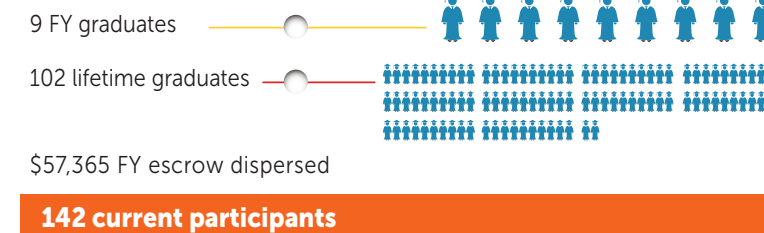
42 volunteers for Homeless Count Night

Housing Rehabilitation




Average cost for a full rehabilitation - \$10,682

Family Self-Sufficiency



Homeownership



Housing Authority of the City of Arlington
501 W. Sanford Street, Suite 20
Arlington, TX 76011

For more information:
Call 817-275-3351 | Fax 817-962-1200
www.arlingtonhousing.us

Office Hours: 8:00 am – 5:00 pm, Mon – Fri
Lobby Hours: 8:30 am – 12:30 pm and 1:30 pm – 4:00 pm, Mon – Fri